
USF Patents

January 2010

**Open path laser/optical communication systems and methods
utilizing wavelengths between atmospheric and gaseous
absorption lines**

Dennis K. Killinger

Follow this and additional works at: https://digitalcommons.usf.edu/usf_patents

Recommended Citation

Killinger, Dennis K., "Open path laser/optical communication systems and methods utilizing wavelengths between atmospheric and gaseous absorption lines" (2010). *USF Patents*. 458.
https://digitalcommons.usf.edu/usf_patents/458

This Patent is brought to you for free and open access by Digital Commons @ University of South Florida. It has been accepted for inclusion in USF Patents by an authorized administrator of Digital Commons @ University of South Florida. For more information, please contact digitalcommons@usf.edu.



US007646987B2

(12) **United States Patent**
Killinger

(10) **Patent No.:** **US 7,646,987 B2**
(45) **Date of Patent:** **Jan. 12, 2010**

(54) **OPEN PATH LASER/OPTICAL COMMUNICATION SYSTEMS AND METHODS UTILIZING WAVELENGTHS BETWEEN ATMOSPHERIC AND GASEOUS ABSORPTION LINES**

(75) Inventor: **Dennis K. Killinger**, Temple Terrace, FL (US)

(73) Assignee: **University of South Florida**, Tampa, FL (US)

(*) Notice: Subject to any disclaimer, the term of this patent is extended or adjusted under 35 U.S.C. 154(b) by 538 days.

(21) Appl. No.: **11/530,305**

(22) Filed: **Sep. 8, 2006**

(65) **Prior Publication Data**

US 2007/0024853 A1 Feb. 1, 2007

Related U.S. Application Data

(60) Division of application No. 10/604,193, filed on Jun. 30, 2003, now Pat. No. 7,126,971, which is a continuation of application No. PCT/US02/02865, filed on Jan. 30, 2002.

(51) **Int. Cl.**
H04B 10/00 (2006.01)
H04B 10/02 (2006.01)

(52) **U.S. Cl.** **398/159**; 398/158; 398/196; 398/202

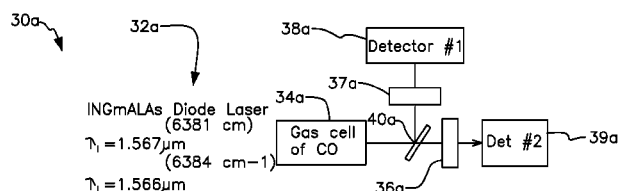
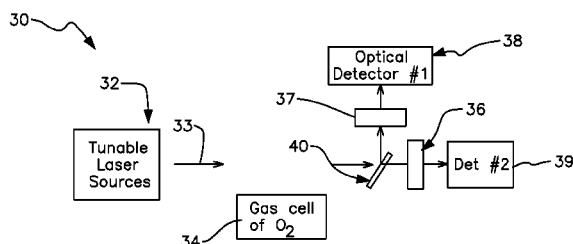
(58) **Field of Classification Search** 398/9, 398/22, 24, 33, 153, 158, 159, 192, 196, 398/202, 208

See application file for complete search history.

(56) **References Cited**

U.S. PATENT DOCUMENTS

4,435,808 A 3/1984 Javan



4,490,043	A *	12/1984	Cramp	356/407
4,823,354	A	4/1989	Znotins et al.	
5,033,114	A	7/1991	Jayaraman	
5,780,843	A	7/1998	Cliche et al.	
5,978,391	A	11/1999	Das et al.	
6,160,832	A	12/2000	Kleinschmidt et al.	
6,269,110	B1 *	7/2001	Leinhos et al.	372/57
6,396,582	B1	5/2002	Buck et al.	
6,580,517	B2	6/2003	Lokai et al.	
6,587,484	B1 *	7/2003	May	372/20
6,744,793	B2 *	6/2004	Stoner et al.	372/32
6,993,257	B2 *	1/2006	Althouse et al.	398/34
2003/0020981	A1 *	1/2003	Vujkovic-Cvijin	359/124
2004/0105468	A1	6/2004	Killinger	

* cited by examiner

Primary Examiner—M. R. Sedighian

(74) *Attorney, Agent, or Firm*—Ronald E. Smith; Smith & Hopen, P.A.

(57) **ABSTRACT**

An open-path optical communication system has either optical or laser sources and communicates between the source and a detector. In a first embodiment, the laser source includes a gas cell in the laser cavity to regulate laser wavelengths based on the minimum absorption between spectral lines of the gas in the cell. The laser is tuned close to a minimum absorption wavelength and the minimum absorption line locks the laser wavelength to the minimum position. In a second embodiment, the strong absorption lines of a gas in a gas cell positioned at a receiver site are used to provide channel isolation of the receiver. In a third embodiment, an atmospheric gas provides the channel isolation. In the fourth embodiment, individual wavelength channels are positioned between the absorption lines of atmospheric or non-atmospheric gases to prevent cross-talk between adjacent channels.

7 Claims, 3 Drawing Sheets

FIG. 1

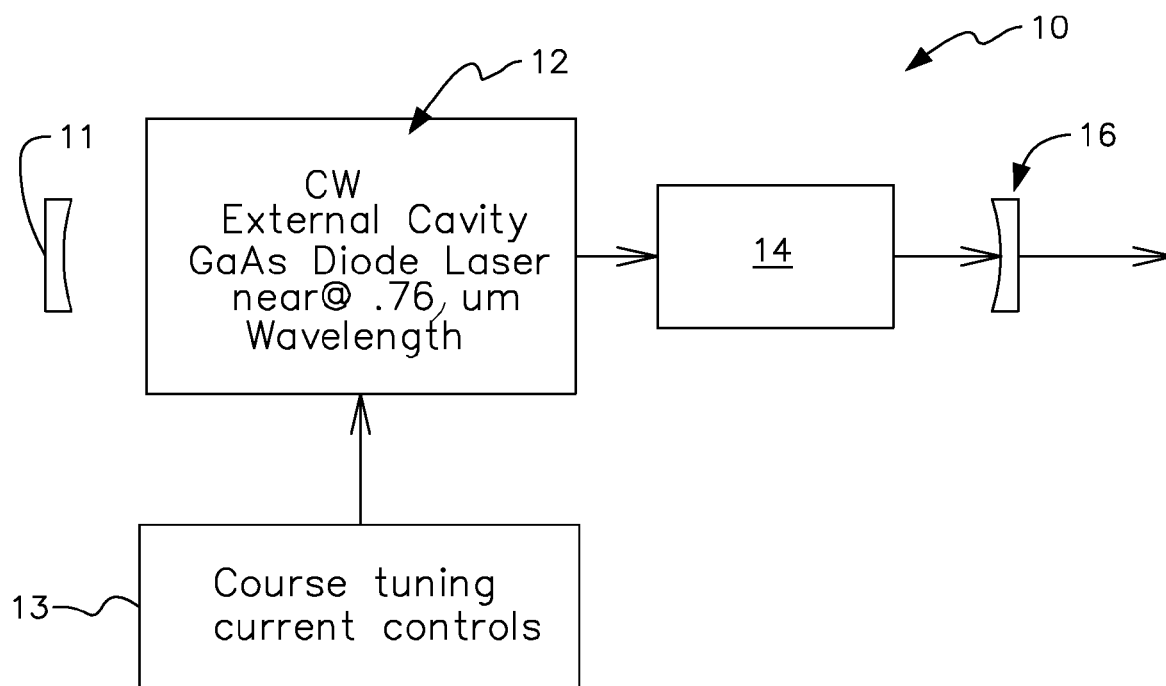


FIG. 2

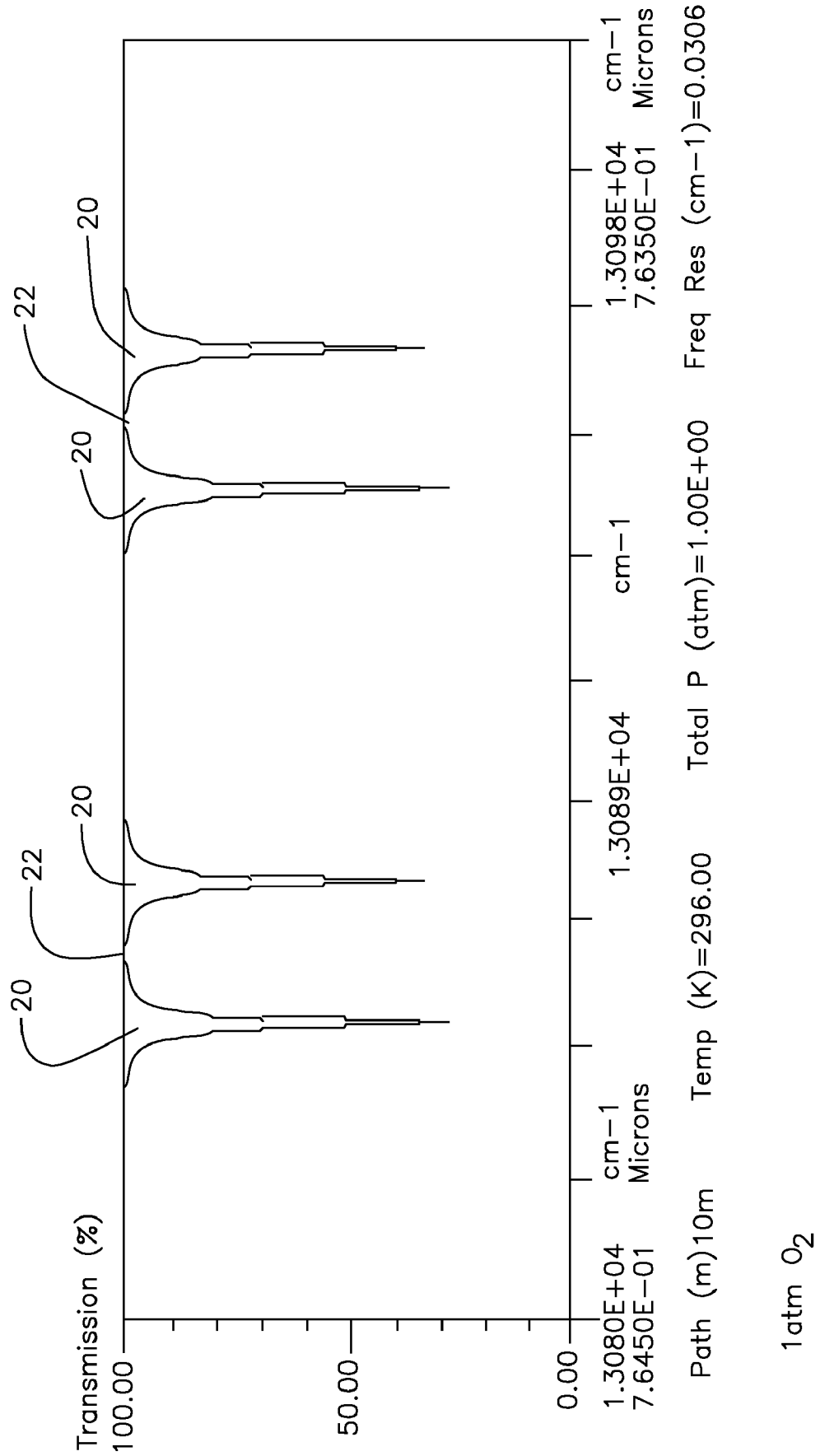


FIG. 3A

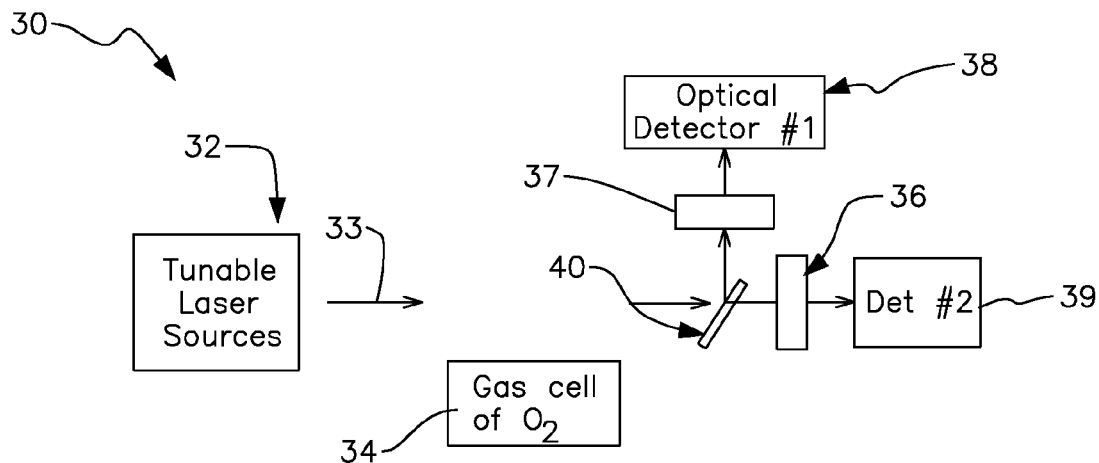
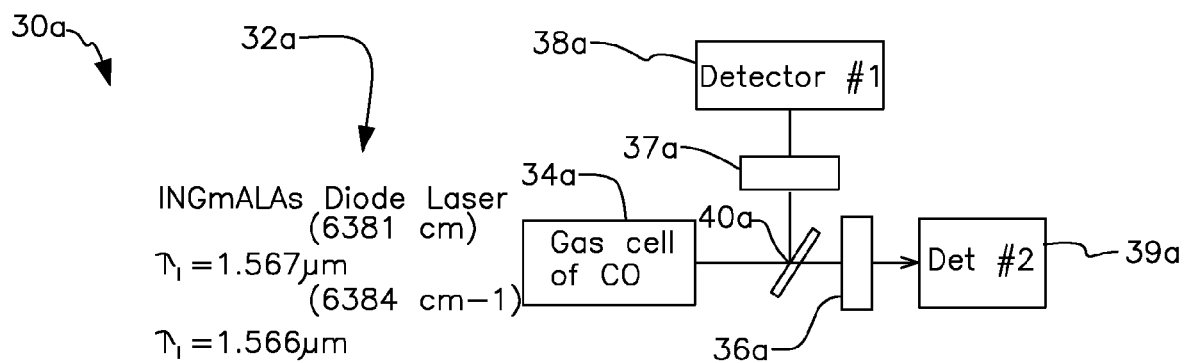


FIG. 3B



1

**OPEN PATH LASER/OPTICAL
COMMUNICATION SYSTEMS AND
METHODS UTILIZING WAVELENGTHS
BETWEEN ATMOSPHERIC AND GASEOUS
ABSORPTION LINES**

RELATED APPLICATIONS

This present disclosure is a division of a co-pending disclosure of the same title by the same inventors, filed Jun. 30, 2006, bearing Ser. No. 10/604,193, which is a continuation of International Application PCT/US02/02865 filed Jan. 30, 2002.

BACKGROUND OF THE INVENTION

1. Field of the Invention

This invention relates to methods for relaying information between two or more points using laser or optically generated conductive transport means through the atmosphere to convey the information.

2. Description of the Prior Art

Radio waves or other optical transport waves and less sophisticated systems using wires, fiber-optic cables, and other physical transport means have been employed to relay information between two or more points. Radio transmissions are heavily dependent upon atmospheric conditions, and fiber-optic cables or other physical transport means are expensive.

Communication systems are therefore needed that do not rely upon radio transmissions, fiber-optic cables, or other physical transport means.

An open path laser beam communication system overcomes many of the problems associated with prior art communication systems, but has its own limitations. Specifically, meaningful multi-channel WDM (Wavelength Division Multiplexed), open-path laser communication requires that each laser be at a different wavelength, and possibly tunable. Tunable lasers require tuning elements such as gratings, etalons, and the like. These tuning elements can tune wavelengths to a precision of 1 nm (1 cm^{-1}). Finer wavelength control is difficult and expensive to maintain using conventional techniques. Typically, a laser wavelength is locked to a peak maximum absorption of a gas that is internal or external to the laser cavity, or to an external wavelength spectrometer instrument.

Wavelength-controlled laser/optical open-path communication systems often have difficulty in controlling the laser wavelength to that of the receiver optical bandwidth. Moreover, multi-wavelength channel cross talk is often a problem because it is difficult to produce very narrow (<10 nm) optical filters.

However, in view of the prior art considered as a whole at the time the present invention was made, it was not obvious to those of ordinary skill in the art how the limitations of the known systems and methods could be overcome.

SUMMARY OF THE INVENTION

The long-standing but heretofore unfulfilled need for a laser that does not require fine wavelength control is now provided by a system that incorporates, in a first embodiment, a laser having a non-filter bandwidth-defining structure preferably in the form of a gas cell positioned in the laser cavity.

The gas cell positioned inside the laser cavity enables the laser to operate at wavelengths between the maximum absorption line wavelengths of the gas in the cell. This is the

2

spectral position or wavelength that has higher gain, i.e., the lowest absorption loss. Accordingly, the only tuning required is a coarse wavelength control such as a grating prism. The need for additional equipment providing fine wavelength control is therefore obviated.

More particularly, a gas cell containing gas with individual vibrational-rotation line spectra is positioned inside a tunable laser cavity having a resonance wavelength and the cavity resonance wavelength is positioned between adjacent absorption lines of the gas. The laser therefore operates at an absorption minimum that occurs between the absorption lines and the laser wavelength is locked to an absolute wavelength defined by the gas. Advantageously, the maximum absorption bands act as filters for the laser wavelength output.

In a second embodiment, the need to control laser wavelength to that of a receiver optical bandwidth is fulfilled by harnessing strong optical absorption lines in a preselected gas in a gas cell positioned at a receiver site upstream of the receiver. This provides an absolute wavelength reference or control for laser wavelength and receiver/detector optical bandwidth in an open path laser/optical communication system.

In a third embodiment, the need to control laser wavelength to that of the receiver optical bandwidth is fulfilled by harnessing the strong optical absorption lines in the atmosphere that are due to atmospheric oxygen.

A fourth embodiment discloses a novel method for controlling a wavelength-controlled laser to the optical bandwidth of a receiver means in an open-path communication system. The laser is tuned so that it lases at minimum absorption wavelengths positioned between strong rotational-vibrational spectral absorption lines in atmospheric gases. The strong absorption lines provide optical guard channels that prevent cross-talk between adjacent wavelength channels. An absorption line minimum locks the laser to the minimum absorption position and reliance upon optical bandwidth filters in a receiver channel is reduced. An external tuning means is employed to tune the laser to within a few nanometers of the minimum absorption wavelength so that it lases at the minimum spectral absorption lines where the laser cavity has maximum gain. Positioning an absorbing gas cell in the laser cavity of the laser forces the laser output to operate at wavelengths at the minimum of the spectral absorption lines.

An important object of this invention is to provide a tunable laser having a gas cell positioned within the laser cavity.

A more specific object is to provide a laser communication system laser source that operates at known absolute wavelengths defined by the minimum of absorption between gaseous absorption lines.

Another object is to provide a laser system that operates with inexpensive coarse tuning equipment and does not require expensive fine tuning equipment.

Still another object is to optimize the wavelengths used in a laser communication system to select wavelengths that use the absorption characteristics of the atmosphere or external gas cell to enhance the performance of a laser communication system detection device.

Another important object is to provide a method for providing optical guard channels that prevent cross-talk between adjacent wavelength channels.

BRIEF DESCRIPTION OF THE DRAWINGS

FIG. 1 is a schematic view of a laser beam source where a beam is locked on a wavelength determined by the absorption characteristics of a gas cell;

FIG. 2 is a graph depicting a portion of the oxygen absorption spectrum;

FIG. 3A is a schematic view of a laser system having an atmospheric gas cell for filtering wavelengths to the absorption characteristics of a selected gas; and

FIG. 3B is a schematic view of a variation of the system depicted in FIG. 3A.

DETAILED DESCRIPTION OF THE PREFERRED EMBODIMENTS

Referring now to FIG. 1, it will there be seen that a laser source having a gas cell as an integral part of the laser mechanism, i.e., within the laser cavity is denoted as a whole by the reference numeral 10. A beam from continuous-wave laser 12 sequentially passes through gas cell 14 and laser cavity output mirror 16. Because of the gas cell in the laser cavity, the resultant beam is locked to the actual minimum absorption bands of the gas selected in the cell.

Laser 12 is preferably provided in the form of a continuous wave external cavity GaAs diode laser having a wavelength of 0.76 μm . The laser assembly further includes back laser cavity mirror 11 and a coarse tuning current control means 13. Lasers of types other than continuous wave can also have wavelengths selected in this manner.

Gas cell 14 is preferably ten meters in optical path length and contains oxygen at a pressure of one atmosphere.

Gas cell 14 contains gas with individual vibrational-rotation line spectra. Significantly, it is used within a tunable laser cavity as depicted in FIG. 1. Coarse wavelength tuning is conducted using gratings, prisms, or etalons to position the cavity resonant wavelength between adjacent absorption lines of the gas. The laser operates at the absorption minimum occurring between the gas absorption lines, thus locking the laser wavelengths to the absolute wavelength defined by the gas. This locked wavelength is at the minimum absorption of the gas as opposed to the maximum absorption of the gas as in the prior art methods using a gas cell positioned internally or externally to the laser cavity.

FIG. 2 depicts a spectrum of oxygen gas with absorption bands 20 and minimum absorption bands 22. In practice, the laser output in this system is now locked onto minimum absorption spectral region 22, and maximum absorption lines 20 act as a filter for the laser wavelength output. The novel system thus enables use of a less sophisticated, and less costly, laser and wavelength monitors relative to prior art reflection grating systems or an active cavity length turning device.

The novel system is also useful for wavelength control of fiber optic laser communication systems, point-to-point open-path laser communication systems and in open-path laser communication systems where barriers intervene between the transmitting and receiving communication devices such as those described in co-pending patent application filed Jan. 30, 2002, entitled Open-Path/Free-Space Optical Communication System And Method Using Reflected or Backscattered Light, by the same inventor, which disclosure is hereby incorporated by reference into this disclosure.

Two embodiments of the invention are depicted in FIG. 3A, said embodiments being the second and third embodiments of the invention.

In the second embodiment, laser system 30 includes a gas cell 34 positioned upstream of a detector means to provide channel isolation at the receiver. The gas cell bandwidth system pre-filters the light at the detector means. Laser source 32, which can be a sole or multiple laser source, emits a beam of

light 33 that is passed through gas cell 34 prior to passing through a moderate-bandwidth optical filter 36 to impinge upon a detector means such as detectors 38 and 39. This eliminates the use of highly expensive narrow-bandwidth optical filters because the gas in cell 34 acts in substantially the same way as the gas in the laser source of the first-described embodiment to filter the bandwidths to narrow bands defined by the absorption characteristics of the gas in said cell 34. The gas may be any atmospheric gas such as oxygen, carbon dioxide, nitrogen, etc., or it may be any non-atmospheric gas such as HI, HF, or even benzene. The use of any specific gas is the choice of one of ordinary skill in the art, as the selection is based on the specific absorption lines of that gas and specific application requirements.

This novel use of gas cell 34 is further advantageous because individual wavelength channels are formed between the absorption lines of the gas in the gas cell so that said absorption lines block each channel from its adjacent channel.

Beam splitter 40 enables a user to set the detection wavelengths in a plurality of detectors to various discrete wavelengths as defined by the gas in the intervening cell. Again, less costly filters such as moderate-bandwidth optical filters are used at the detector site because unwanted nearby wavelengths are filtered out by the absorption characteristics of the gas by virtue of channel isolation.

More particularly, tunable laser source 32 is preferably a GaAs laser having $\lambda_1=0.7665 \mu\text{m}$ and $\lambda_2=0.7660 \mu\text{m}$. The effective optical bandwidth of gas cell 34 is 5 cm^{-1} .

In the third embodiment, also depicted in FIG. 3A, light beam 33 follows an open path as in the incorporated disclosure and does not pass through gas cell 34. Light beam 33 does not pass through gas cell 34 but instead undergoes atmospheric absorption with oxygen. The channel isolation of the receiver thereby provided is similar to that of the second embodiment. This use of the atmosphere causes the formation of individual wavelength channels between the absorption lines of the oxygen so that said absorption lines block each channel from its adjacent channel.

In both the second and third embodiments, as illustrated in FIG. 3A, beam splitter 40 divides the beam so that part of it passes through optical filter 36 and another part of it passes through optical filter 37. The part of beam 33 that passes through optical filter 37 impinges upon optical detector 38 and the part thereof that passes through optical filter 36 impinges upon optical detector 39. Each optical filter is of the thin-film type and has a bandwidth of 15 cm^{-1} .

FIG. 3B depicts a variation of the second embodiment. Laser source 30a is a GaAlAs diode laser where $\lambda_1=1.567 \mu\text{m}$ (6381 cm^{-1}) and $\lambda_2=1.566 \mu\text{m}$ (6384 cm^{-1}). Gas cell 34a is ten meters in optical path length and contains carbon monoxide at one atmosphere of pressure. Beam splitter 40a divides the beam so that it passes through optical filters 36a and 37a, each of which has a 6 cm^{-1} bandwidth. As in the second and third embodiments, the arrangement of FIG. 3B provides channel isolation at the receiver site of an open path laser system, and individual wavelength channels are blocked from their adjacent wavelength channels by the absorption lines of the gas in gas cell 34a.

The fourth embodiment of this invention harnesses the observation that many atmospheric and non-atmospheric gases have strong, individual and distinct rotational-vibrational spectral absorption lines. These absorption lines are used advantageously within a tunable laser cavity to force or control the laser to operate at wavelengths between the absorption line centers, i.e., where the transmission is highest. For a moderately tunable diode or other type of laser, an

external tuning means such as grating, diode current, or temperature may be used to tune the laser close (within a few nanometers) to minimum absorption wavelength. The absorption line minimum locks the laser wavelength to the minimum position, i.e., the laser will lase at the minimum of the spectral absorption, where the laser cavity has the highest gain.

Multiple wavelength optical/laser open path communication systems operating through the atmosphere can operate at many simultaneous wavelength channels. If the individual wavelength channels occur between the absorption lines of non-atmospheric or atmospheric gases, then each channel is blocked from drifting (in wavelength) into the adjacent channel by the adjacent strong absorption line. As such, the strong absorption lines act like adjacent WDM optical bandwidth filters or Fabry-Perot transmission modes. The resultant optical blocking filters which still need to be used are wider in wavelength bandwidths and thus less expensive. For example, the approximately thirty (30) CO₂ gas absorption lines near 1.575 μm are separated by 2 to 3 cm^{-1} , i.e., about 2 to 3 Å or 0.2 to 0.3 nm. The narrow optical bandwidth filters would have a passband of 2 to 3 Å instead of a narrower bandwidth.

The fourth embodiment of this invention is therefore understood to be a method for preventing cross-talk between adjacent wavelength channels. The novel method includes the step of controlling a wavelength-controlled laser to the optical bandwidth of a receiver means in an open-path communication system by tuning the laser so that it lases at minimum absorption wavelengths positioned between strong rotational-vibrational spectral absorption lines in atmospheric gases. Strong absorption lines therefore provide optical guard channels that prevent the cross-talk. An absorption line minimum locks the laser to the minimum absorption position and reliance upon optical bandwidth filters in a receiver channel is reduced. This enables the use of less expensive optical bandwidth filters in the receiver/detector channel.

An external tuning means is used to tune the laser to within a few nanometers of the minimum absorption wavelength so that it lases at the minimum spectral absorption lines where the laser cavity has maximum gain. An absorbing gas cell positioned in the laser cavity of the laser forces the laser output to operate at wavelengths at the minimum of the spectral absorption lines.

The systems that use the gas cell absorption are appropriate for the open path systems of the incorporated disclosure, but they also may be used in direct point-to-point laser/optical systems and fiber optic laser/optical communication systems.

It may be appreciated by one skilled in the art that additional embodiments may be contemplated, including alternate embodiments of the laser or optical sources and the detectors.

In the foregoing description, certain terms have been used for brevity, clarity and understanding, but no unnecessary limitations are to be implied therefrom beyond the requirements of the prior art, because such words are used for description purposes herein and are intended to be broadly construed. Moreover, the embodiments of the apparatus illustrated and described herein are by way of example, and the scope of the invention is not limited to the exact details of construction.

Having now described the invention, the construction, the operation and use of preferred embodiments thereof, and the advantageous new and useful results obtained thereby, the new and useful constructions, and reasonable mechanical equivalents thereof obvious to those skilled in the art, are set forth in the appended claims.

What is claimed is:

1. A method for providing channel isolation at a receiver means in an open-path communication system, comprising the steps of:

providing a gas cell having gases therein selected from the group of gases including atmospheric gases and non-atmospheric gases, said gases having absorption lines; providing a detector means in said receiver means; positioning said gas cell in said receiver means upstream of said detector; whereby unwanted light is pre-filtered; whereby absorption lines in said gas provide wavelength control for laser wavelength and for the optical bandwidth of the receiver; whereby channel isolation is provided at the receiver; and whereby individual wavelength channels are formed between the absorption lines of said gases so that each channel is blocked by said absorption lines from its adjacent channel.

2. The method of claim 1, further comprising the steps of: providing said detector means in the form of a first and a second detector;

positioning a beam splitter between said gas cell and said first detector;

positioning said beam splitter between said gas cell and said second detector;

setting detector wavelengths for said first and second detectors to discrete wavelengths as defined by the gas in said gas cell;

whereby moderate bandwidth optical filters are used at a detector site because unwanted wavelengths are filtered out by the absorption characteristics of the gas in the gas cell.

3. The method of claim 2, further comprising the steps of: positioning a first moderate bandwidth optical filter between said beam splitter and said first detector and positioning a second moderate bandwidth optical filter between said beam splitter and said second detector.

4. A method for providing channel isolation at a receiver means in an open-path communication system, comprising the steps of:

positioning a laser cavity resonance wavelength substantially mid-way between adjacent absorption lines of a preselected atmospheric gas;

providing a detector means in said receiver;

providing said detector means in the form of a first and second detector;

positioning a beam splitter between a gas cell and said first detector;

positioning said beam splitter between said gas cell and said second detector;

setting detector wavelengths for said first and second detectors to discrete wavelengths as defined by the pre-selected atmospheric gas;

positioning a first moderate bandwidth optical filter between said beam splitter and said first detector and positioning a second moderate bandwidth optical filter between said beam splitter and said second detector; and

tuning a laser source to within a few nanometers of the minimum absorption wavelength so that it lases at the minimum spectral absorption lines where said laser cavity has maximum gain;

whereby absorption lines in said preselected atmospheric gas provide wavelength control for laser wavelength and for the optical bandwidth of the receiver;

7

whereby moderate bandwidth optical filters are used at a detector site because unwanted wavelengths are filtered out by the absorption characteristics of the preselected atmospheric gas; and

whereby channel isolation is provided at the receiver.

5 5. The method of claim 4, further comprising the steps of:

positioning a first moderate bandwidth optical filter between said beam splitter and said first detector and positioning a second moderate bandwidth optical filter

between said beam splitter and said second detector; and tuning a laser source to within a few nanometers of the minimum absorption wavelength so that it lases at the minimum spectral absorption lines where said laser cavity has maximum gain.

6. A method for preventing cross-talk between adjacent wavelength channels, comprising the steps of:

controlling a wavelength-controlled laser to the optical bandwidth of a receiver means in an open-path communication system by tuning the laser so that it lases at

8

minimum absorption wavelengths positioned between strong rotational-vibrational spectral absorption lines in atmospheric gases;

said strong absorption lines providing optical guard channels that prevent the cross-talk;

whereby an absorption line minimum locks the laser to the minimum absorption position and reliance upon optical bandwidth filters in a receiver channel is reduced.

7. A method for preventing cross-talk between adjacent wavelength channels, comprising the steps of:

providing a gas cell having atmospheric gases with strong absorption lines therein;

positioning said gas cell in a receiver upstream of a detector;

said strong absorption lines providing optical guard channels that prevent the cross-talk;

whereby an absorption line minimum locks the laser to the minimum absorption position; and

whereby reliance upon optical bandwidth filters in a receiver channel is reduced.

* * * * *