

---

USF Patents

---

June 2014

# Wiper blade ornament

Paul R. Sanberg

Follow this and additional works at: [http://scholarcommons.usf.edu/usf\\_patents](http://scholarcommons.usf.edu/usf_patents)

---

## Recommended Citation

Sanberg, Paul R., "Wiper blade ornament" (2014). *USF Patents*. 130.  
[http://scholarcommons.usf.edu/usf\\_patents/130](http://scholarcommons.usf.edu/usf_patents/130)

This Patent is brought to you for free and open access by Scholar Commons. It has been accepted for inclusion in USF Patents by an authorized administrator of Scholar Commons. For more information, please contact [scholarcommons@usf.edu](mailto:scholarcommons@usf.edu).

(12) **United States Design Patent**  
**Sanberg**

(10) **Patent No.:** **US D707,613 S**  
(45) **Date of Patent:** **\*\* Jun. 24, 2014**

(54) **WIPER BLADE ORNAMENT**  
(71) Applicant: **Paul R. Sanberg**, Spring Hill, FL (US)  
(72) Inventor: **Paul R. Sanberg**, Spring Hill, FL (US)  
(73) Assignee: **University of South Florida**, Tampa, FL (US)  
(\*\*) Term: **14 Years**  
(21) Appl. No.: **29/468,424**

D565,278	S	*	4/2008	Harland	.....	D2/615
D567,476	S	*	4/2008	Harland	.....	D2/615
D586,716	S		2/2009	Radfar		
D587,314	S	*	2/2009	Carnation, III	.....	D20/33
D646,841	S	*	10/2011	Roman	.....	D28/7
D662,553	S	*	6/2012	Selbe	.....	D20/33
D668,299	S		10/2012	Bengyak		
D674,844	S		1/2013	Bengyak		
D675,678	S		2/2013	Bengyak		
D676,087	S		2/2013	Bengyak		
D681,126	S		4/2013	Bengyak		
D684,634	S		6/2013	Bengyak		
2005/0235448	A1		10/2005	Richard		

\* cited by examiner

(22) Filed: **Sep. 30, 2013**  
(51) **LOC (10) Cl.** ..... **12-06**  
(52) **U.S. Cl.**  
USPC ..... **D12/220**  
(58) **Field of Classification Search**  
USPC ..... D12/220, 219; 15/246, 247, 250.001,  
15/250.4, 250.361, 250.19, 250.48,  
15/250.03, 250.31–250.33, 250.201,  
15/250.451, 250.458, 250.04, 250.07,  
15/250.44

*Primary Examiner* — Katrina A Betton  
(74) *Attorney, Agent, or Firm* — Nicholas Pfeifer; Smith & Hopen, P. A.

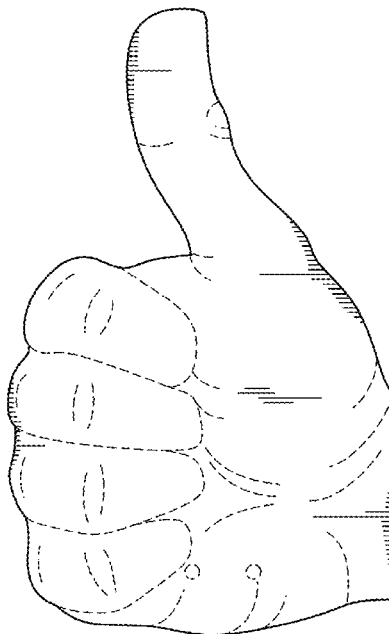
(57) **CLAIM**  
The ornamental design for a wiper blade ornament, as shown and described.

**DESCRIPTION**

FIG. 1 is a perspective view of a wiper blade ornament, showing the novel design;  
FIG. 2 is a front plan view of the wiper blade ornament shown in FIG. 1;  
FIG. 3 is a rear plan view of the wiper blade ornament shown in FIG. 1;  
FIG. 4 is a front plan view of the wiper blade ornament of FIG. 1 attached to a windshield wiper; and,  
FIG. 5 is a close-up view of the wiper blade ornament attached to a windshield wiper as shown in FIG. 4.

(56) **References Cited**  
U.S. PATENT DOCUMENTS  
D260,626 S \* 9/1981 Kadar ..... D11/160  
4,352,461 A \* 10/1982 Orta et al. .... 239/211  
4,486,975 A \* 12/1984 Harreld et al. .... 446/220  
D295,640 S \* 5/1988 Breault ..... D10/109.1  
D354,038 S \* 1/1995 Redhawk ..... D12/191  
D364,357 S 11/1995 Ledgerwood, II  
D391,308 S \* 2/1998 Rapp ..... D21/405  
D464,376 S \* 10/2002 Zimmerman ..... D20/33

**1 Claim, 4 Drawing Sheets**



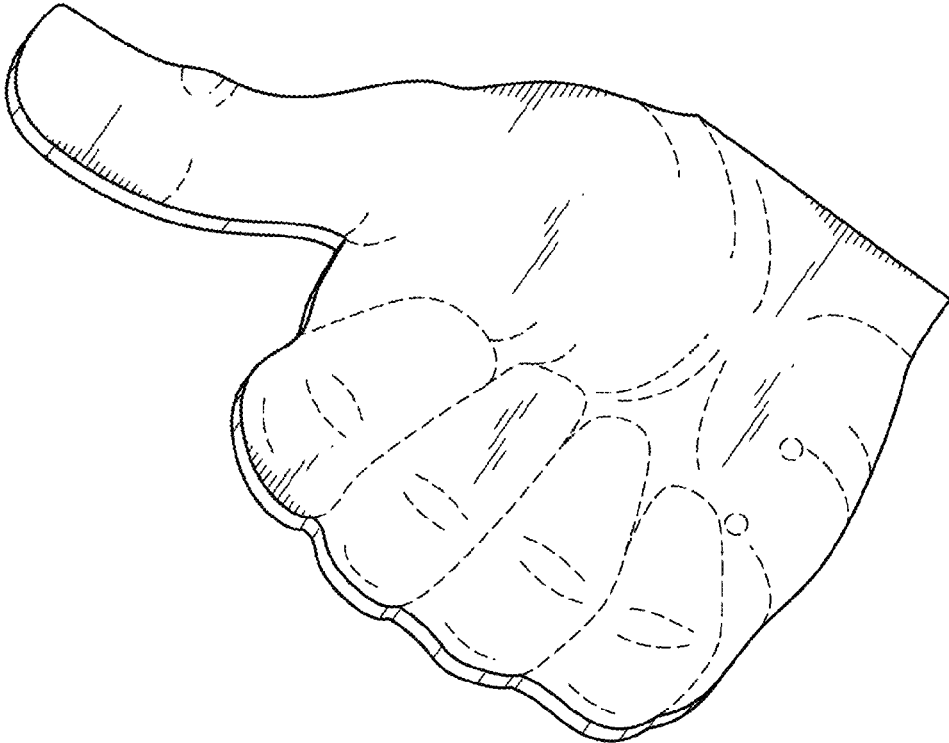


FIG. 1

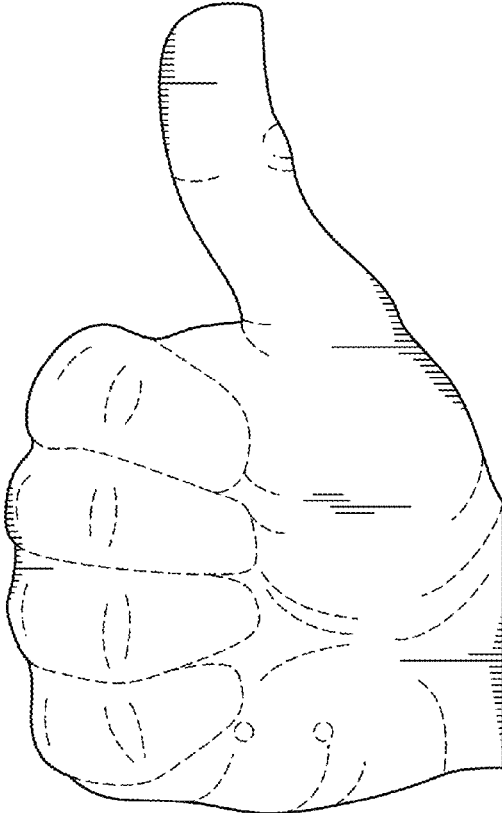


FIG. 2

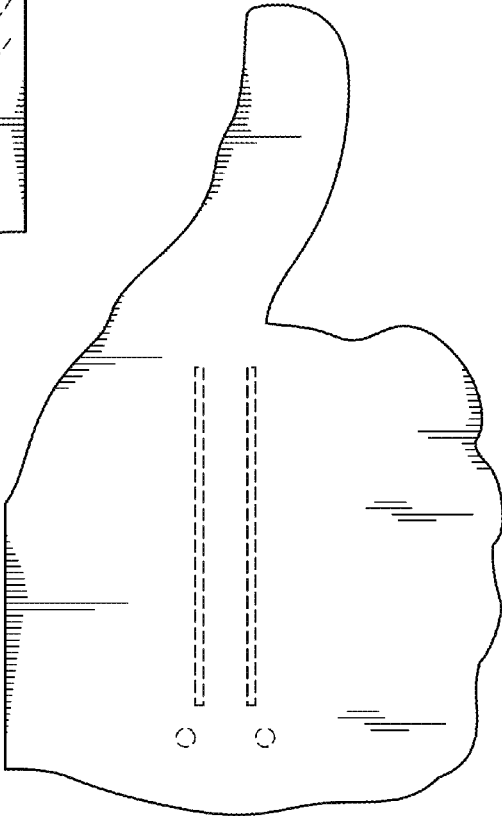


FIG. 3

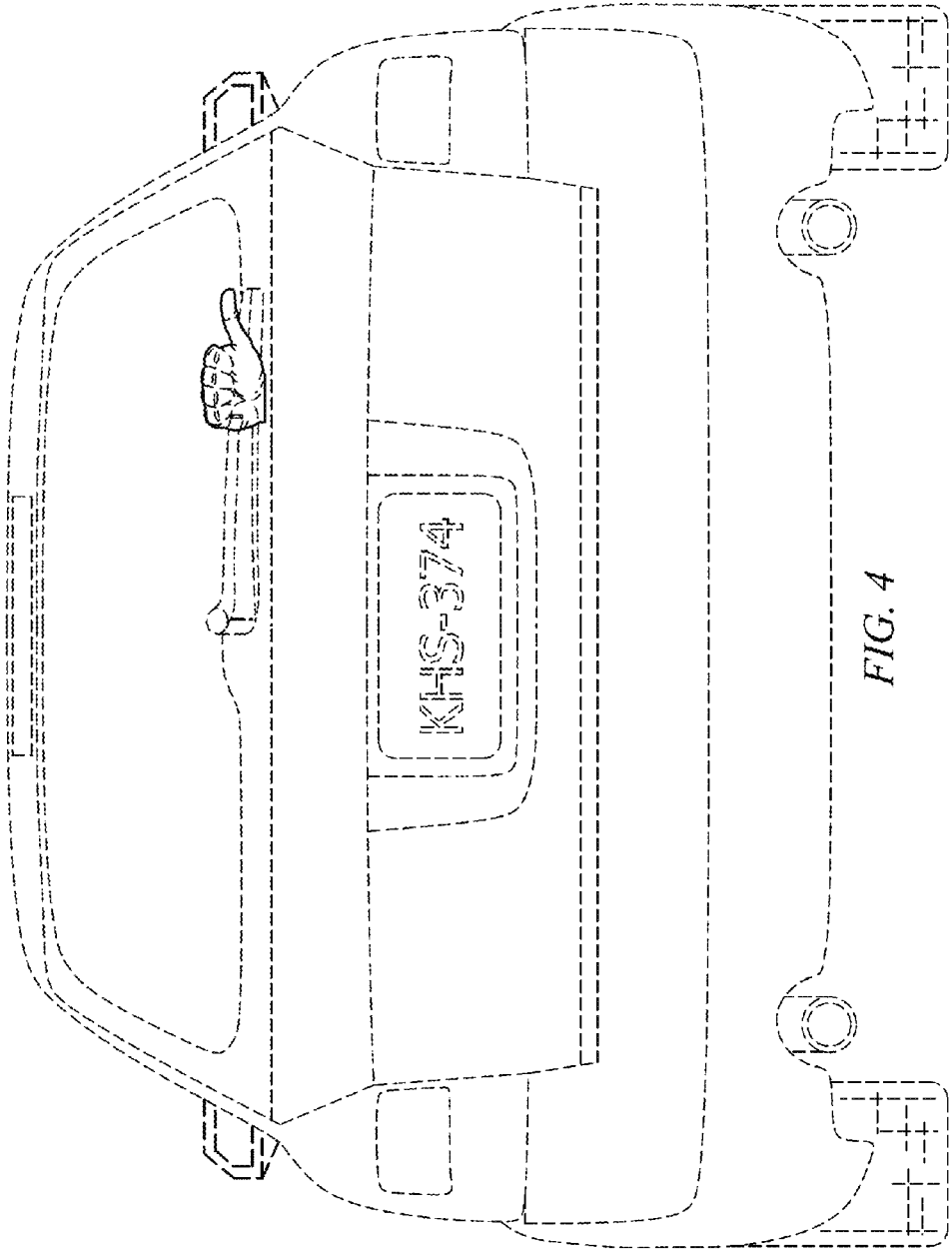


FIG. 4

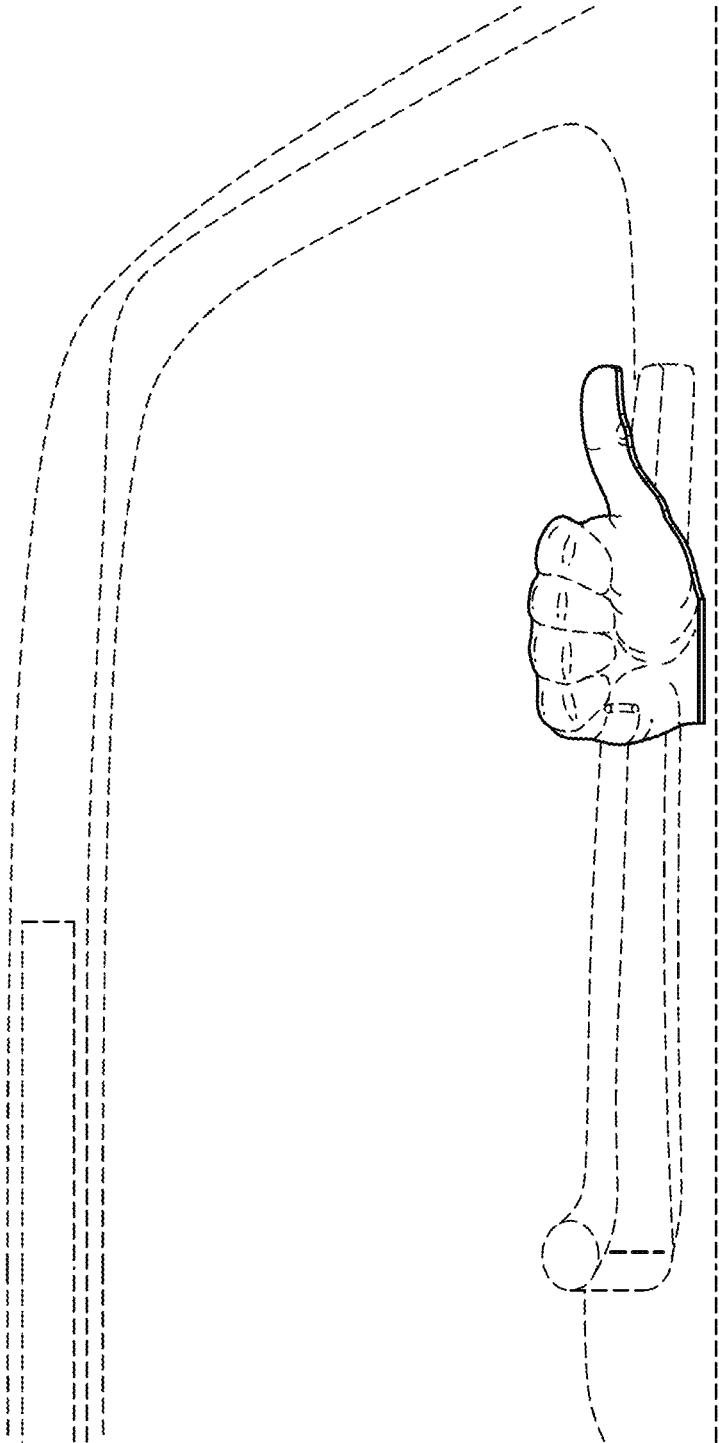


FIG. 5