

USF Patents

June 2014

Wiper blade ornament

Paul R. Sanberg

Follow this and additional works at: https://digitalcommons.usf.edu/usf_patents

Recommended Citation

Sanberg, Paul R., "Wiper blade ornament" (2014). *USF Patents*. 128.
https://digitalcommons.usf.edu/usf_patents/128

This Patent is brought to you for free and open access by Digital Commons @ University of South Florida. It has been accepted for inclusion in USF Patents by an authorized administrator of Digital Commons @ University of South Florida. For more information, please contact digitalcommons@usf.edu.



(12) **United States Design Patent**
Sanberg

(10) **Patent No.:** **US D707,611 S**
(45) **Date of Patent:** **** Jun. 24, 2014**

(54) **WIPER BLADE ORNAMENT**
(71) Applicant: **Paul R. Sanberg**, Spring Hill, FL (US)
(72) Inventor: **Paul R. Sanberg**, Spring Hill, FL (US)
(73) Assignee: **University of South Florida**, Tampa, FL (US)
(**) Term: **14 Years**
(21) Appl. No.: **29/467,857**

D567,476	S	*	4/2008	Harland	D2/615
D586,716	S		2/2009	Radfar		
D587,314	S	*	2/2009	Carnation, III	D20/33
D646,841	S	*	10/2011	Roman	D28/7
D662,553	S	*	6/2012	Selbe	D20/33
D668,299	S		10/2012	Bengyak		
D674,844	S		1/2013	Bengyak		
D675,678	S		2/2013	Bengyak		
D676,087	S		2/2013	Bengyak		
D681,126	S		4/2013	Bengyak		
D684,634	S		6/2013	Bengyak		
2005/0235448	A1		10/2005	Richard		

* cited by examiner

(22) Filed: **Sep. 24, 2013**
(51) **LOC (10) Cl.** **12-06**
(52) **U.S. Cl.**
USPC **D12/220**
(58) **Field of Classification Search**
USPC D12/220, 219; 15/246, 247, 250.001,
15/250.4, 250.361, 250.19, 250.48,
15/250.03, 250.31-250.33, 250.201,
15/250.451, 250.458, 250.04, 250.07,
15/250.44
See application file for complete search history.

Primary Examiner — Katrina A Betton
(74) *Attorney, Agent, or Firm* — Nicholas Pfeifer; Smith & Hopen, P.A.

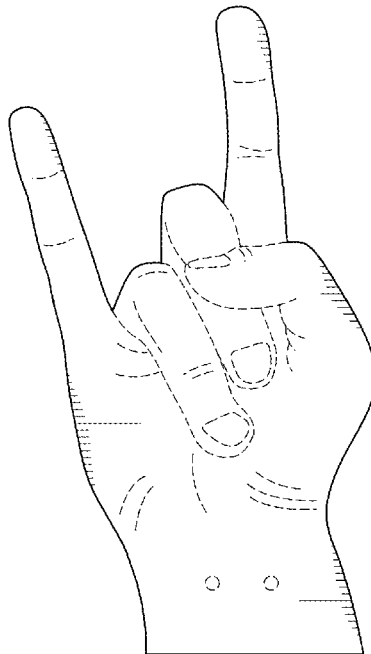
(57) **CLAIM**
The ornamental design for a wiper blade ornament, as shown and described.

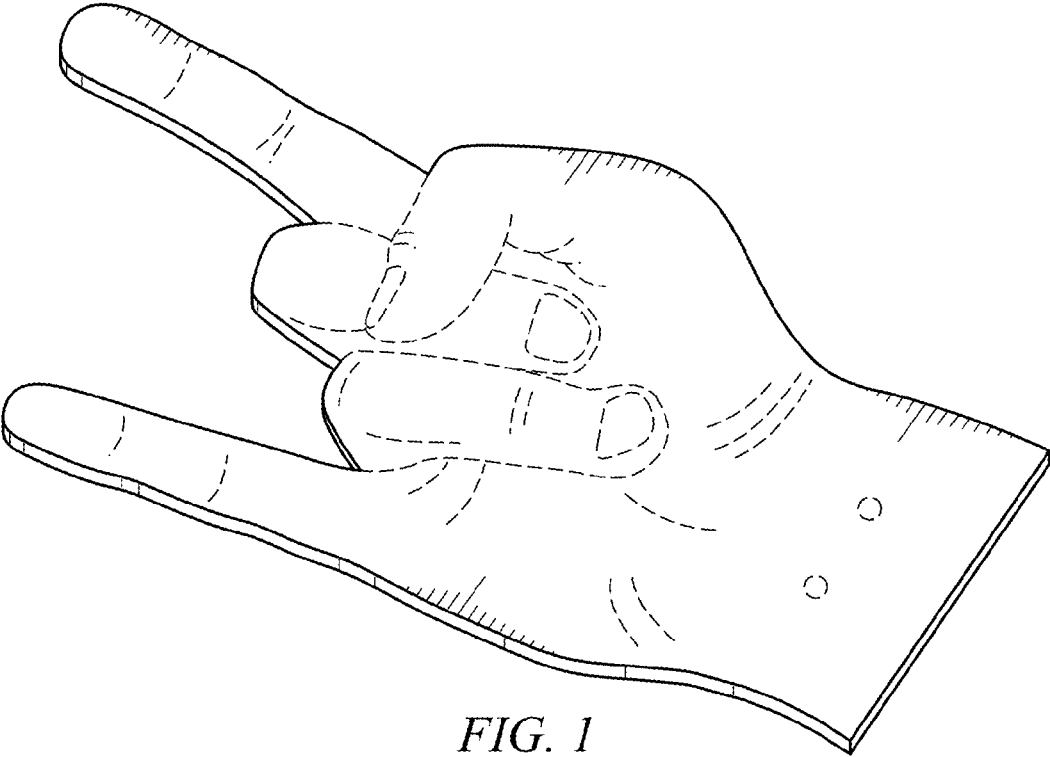
DESCRIPTION

FIG. 1 is a perspective view of a wiper blade ornament, showing the novel design;
FIG. 2 is a front plan view of the wiper blade ornament shown in FIG. 1;
FIG. 3 is a rear plan view of the wiper blade ornament shown in FIG. 1;
FIG. 4 is a front plan view of the wiper blade ornament of FIG. 1 attached to a windshield wiper blade; and,
FIG. 5 is a close-up view of the wiper blade ornament attached to a windshield wiper blade as shown in FIG. 4.
The matter delineated in broken lines forms no part of the claimed ornamental design.

(56) **References Cited**
U.S. PATENT DOCUMENTS
D260,626 S * 9/1981 Kadar D11/160
4,352,461 A * 10/1982 Orta et al. 239/211
4,486,975 A * 12/1984 Harreld et al. 446/220
D295,640 S * 5/1988 Breault D10/109.1
D354,038 S * 1/1995 Redhawk D12/191
D364,357 S 11/1995 Ledgerwood, II
D391,308 S * 2/1998 Rapp D21/405
D464,376 S * 10/2002 Zimmerman D20/33
D565,278 S * 4/2008 Harland D2/615

1 Claim, 4 Drawing Sheets





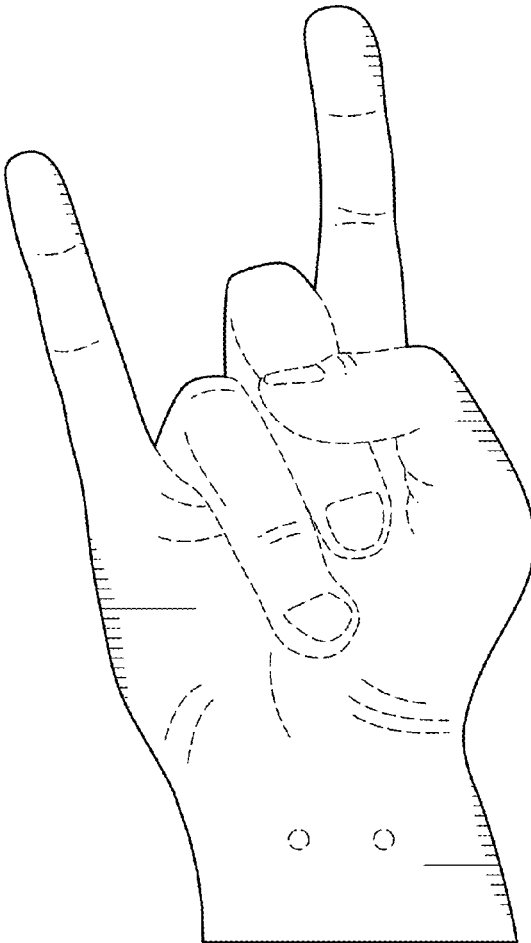


FIG. 2

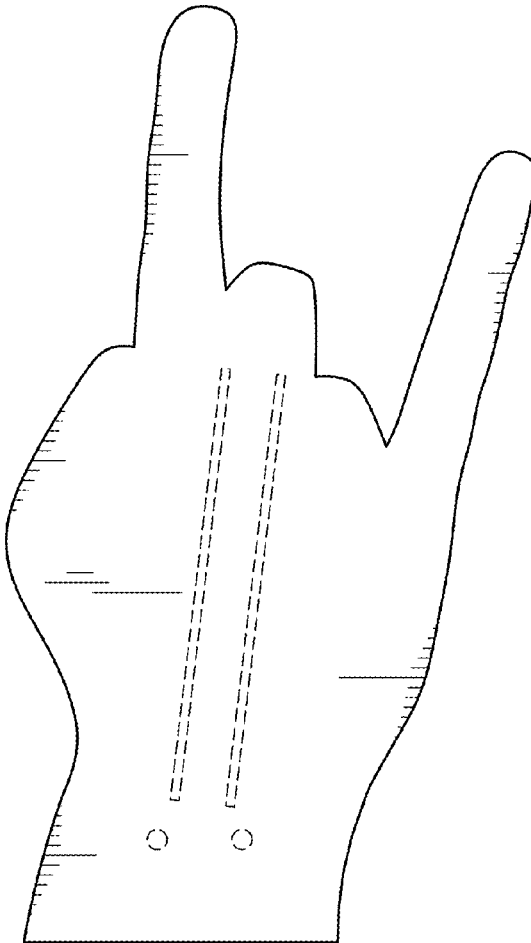


FIG. 3

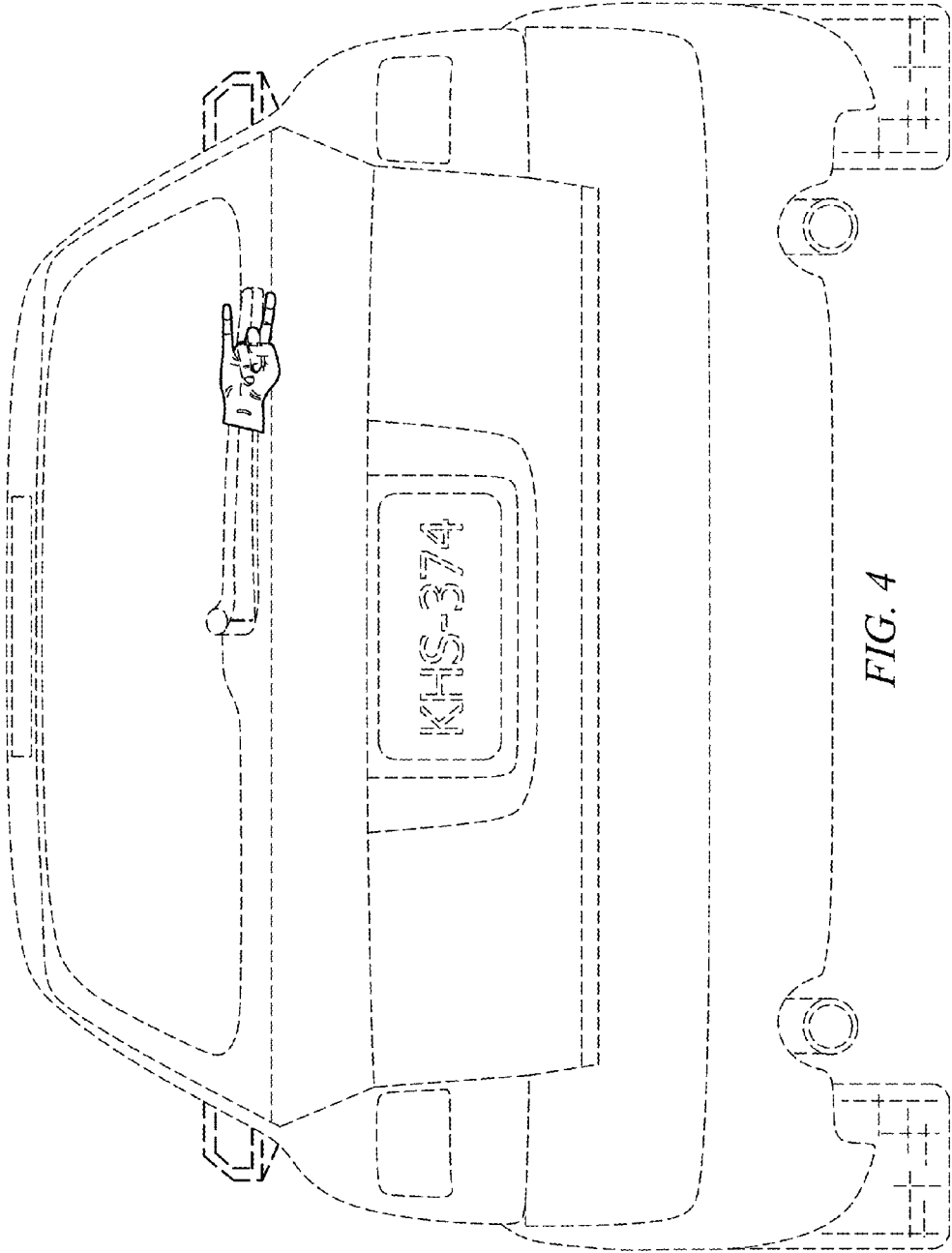


FIG. 4

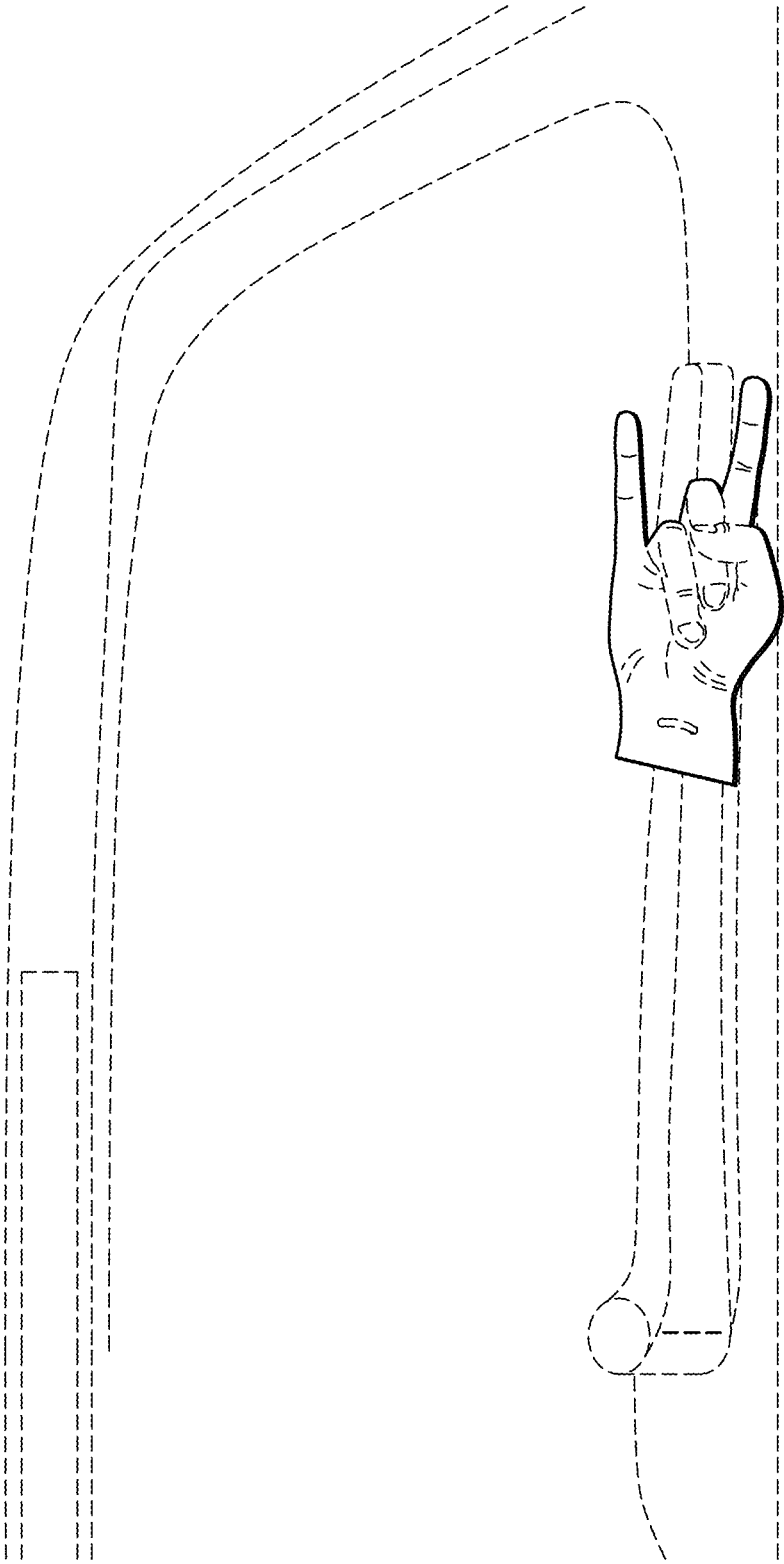


FIG. 5