

USF Patents

---

June 2014

## Wiper blade ornament

Paul R. Sanberg

Follow this and additional works at: [https://digitalcommons.usf.edu/usf\\_patents](https://digitalcommons.usf.edu/usf_patents)

---

### Recommended Citation

Sanberg, Paul R., "Wiper blade ornament" (2014). *USF Patents*. 127.  
[https://digitalcommons.usf.edu/usf\\_patents/127](https://digitalcommons.usf.edu/usf_patents/127)

This Patent is brought to you for free and open access by Digital Commons @ University of South Florida. It has been accepted for inclusion in USF Patents by an authorized administrator of Digital Commons @ University of South Florida. For more information, please contact [digitalcommons@usf.edu](mailto:digitalcommons@usf.edu).



US00D707173S

(12) **United States Design Patent**  
**Sanberg**

(10) **Patent No.:** **US D707,173 S**

(45) **Date of Patent:** **\*\* Jun. 17, 2014**

(54) **WIPER BLADE ORNAMENT**

(71) Applicant: **Paul R. Sanberg**, Spring Hill, FL (US)

(72) Inventor: **Paul R. Sanberg**, Spring Hill, FL (US)

(73) Assignee: **University of South Florida**, Tampa, FL (US)

(\*\*) Term: **14 Years**

(21) Appl. No.: **29/468,426**

(22) Filed: **Sep. 30, 2013**

(51) **LOC (10) Cl.** ..... **12-06**

(52) **U.S. Cl.**  
USPC ..... **D12/220**

(58) **Field of Classification Search**

USPC ..... D12/220, 219; 15/246, 247, 250.001,  
15/250.4, 250.361, 250.19, 250.48,  
15/250.03, 250.31–250.33, 250.201,  
15/250.451, 250.458, 250.04, 250.07,  
15/250.44

See application file for complete search history.

(56) **References Cited**

**U.S. PATENT DOCUMENTS**

D260,626	S	*	9/1981	Kadar	.....	D11/160
4,352,461	A	*	10/1982	Orta et al.	.....	239/211
4,486,975	A	*	12/1984	Harreld et al.	.....	446/220
D295,640	S	*	5/1988	Breault	.....	D10/109.1
D354,038	S	*	1/1995	Redhawk	.....	D12/191
D364,357	S		11/1995	Ledgerwood, II		
D391,308	S	*	2/1998	Rapp	.....	D21/405
D464,376	S	*	10/2002	Zimmerman	.....	D20/33

D565,278	S	*	4/2008	Harland	.....	D2/615
D567,476	S	*	4/2008	Harland	.....	D2/615
D586,716	S		2/2009	Radfar		
D587,314	S	*	2/2009	Carnation, III	.....	D20/33
D646,841	S	*	10/2011	Roman	.....	D28/7
D662,553	S	*	6/2012	Selbe	.....	D20/33
D668,299	S		10/2012	Bengyak		
D674,844	S		1/2013	Bengyak		
D675,678	S		2/2013	Bengyak		
D676,087	S		2/2013	Bengyak		
D681,126	S		4/2013	Bengyak		
D684,634	S		6/2013	Bengyak		
2005/0235448	A1		10/2005	Richard		

\* cited by examiner

*Primary Examiner* — Katrina A Betton

(74) *Attorney, Agent, or Firm* — Nicholas Pfeifer; Smith & Hopen, P. A.

(57) **CLAIM**

The ornamental design for a wiper blade ornament, as shown and described.

**DESCRIPTION**

FIG. 1 is a perspective view of a wiper blade ornament, showing the novel design;

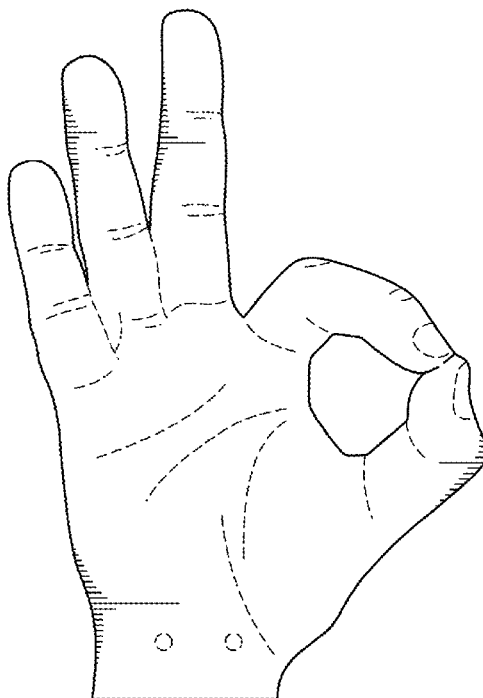
FIG. 2 is a front plan view of the wiper blade ornament shown in FIG. 1;

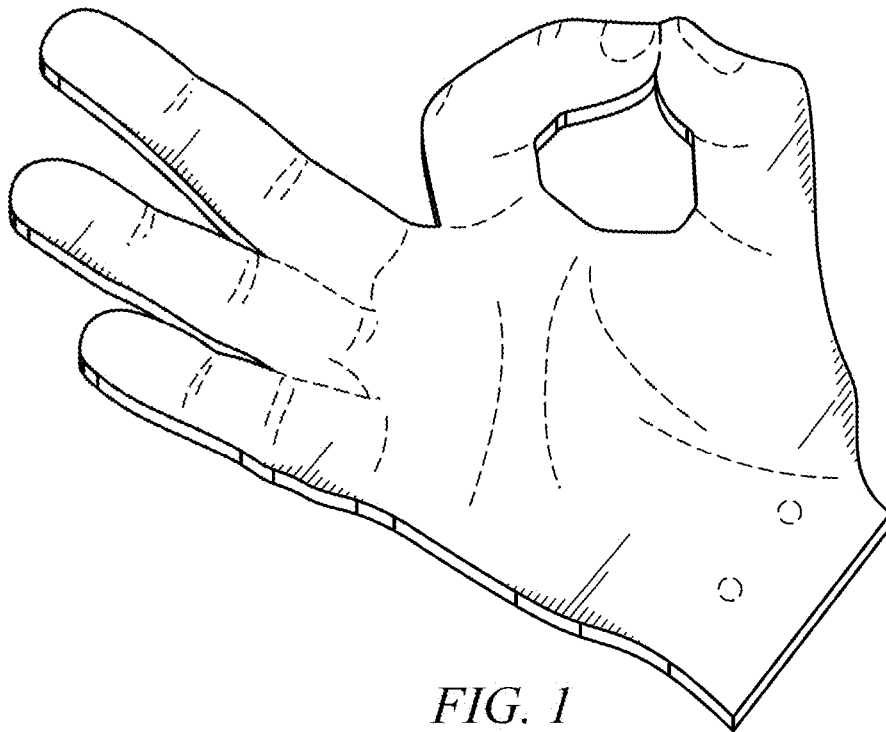
FIG. 3 is a rear plan view of the wiper blade ornament shown in FIG. 1;

FIG. 4 is a front plan view of the wiper blade ornament of FIG. 1 attached to a windshield wiper; and,

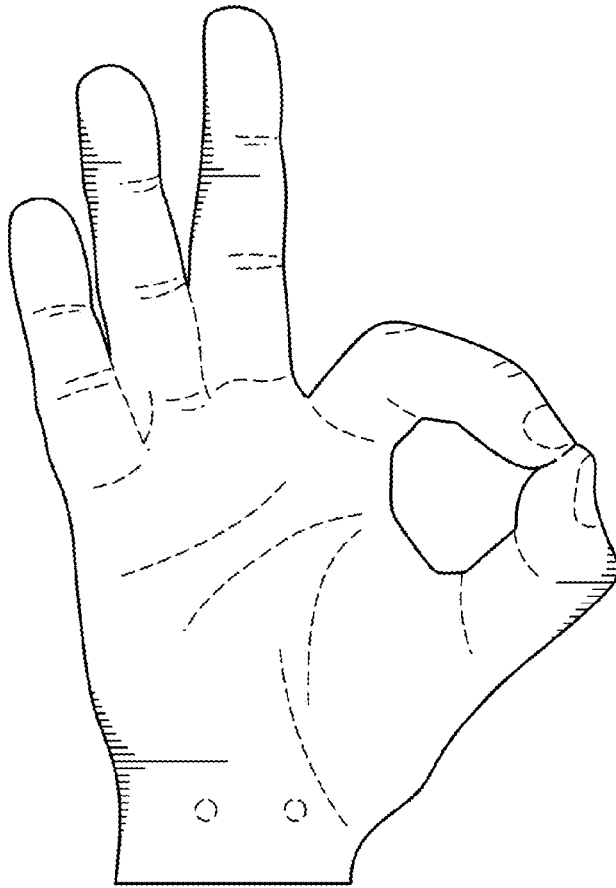
FIG. 5 is a close-up view of the wiper blade ornament attached to a windshield wiper as shown in FIG. 4.

**1 Claim, 4 Drawing Sheets**

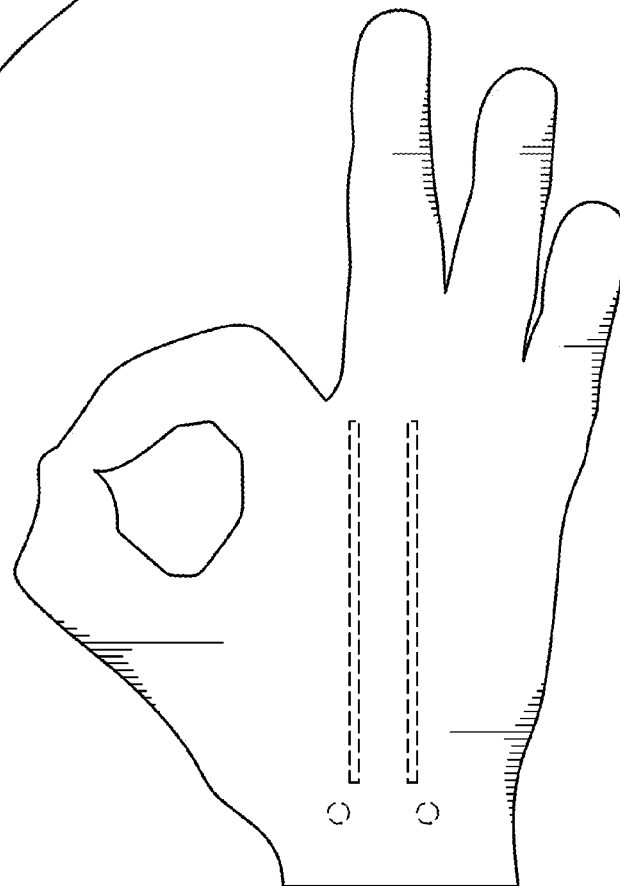




*FIG. 1*



*FIG. 2*



*FIG. 3*

