

1-1-2019

## USFSP Faculty Prof Development 2018-2019

USF Libraries

Follow this and additional works at: [https://scholarcommons.usf.edu/usf\\_lda\\_data](https://scholarcommons.usf.edu/usf_lda_data)

---

### Scholar Commons Citation

USF Libraries, "USFSP Faculty Prof Development 2018-2019" (2019). *All Assessment Data*. 26.  
[https://scholarcommons.usf.edu/usf\\_lda\\_data/26](https://scholarcommons.usf.edu/usf_lda_data/26)

This USF St. Petersburg Nelson Poynter Memorial Library is brought to you for free and open access by the USF Libraries Data and Assessment at Scholar Commons. It has been accepted for inclusion in All Assessment Data by an authorized administrator of Scholar Commons. For more information, please contact [scholarcommons@usf.edu](mailto:scholarcommons@usf.edu).

### Constant Contact Survey Results







**Survey Name:** CITL WoT 2018 Survey

**Response Status:** Partial & Completed

**Filter:** None

9/5/2019 2:31 PM EDT

Please select the sessions you attended.

Answer	0%	100%	Number of Response(s)	Response Ratio
Canvas Basics			0	0.0 %
Student Wellness			0	0.0 %
Multiple Choice Question Workshop			0	0.0 %
Digital Scholarship Roundtable			0	0.0 %
New Faculty Orientation			1	25.0 %
All Faculty Reception			1	25.0 %
Brain Rules in the Classroom			0	0.0 %
Engaging Gen Z Learners			3	75.0 %
QM Rubric Updates			0	0.0 %
Faculty Learning Communities Luncheon			1	25.0 %
Video-gogy			3	75.0 %
Textbook Affordability Panel			1	25.0 %
<b>Totals</b>			<b>4</b>	<b>100%</b>

I enjoyed the sessions that I attended

1 = Very slightly or not at all, 2 = A little, 3 = Moderately, 4 = Quite a bit, 5 = Extremely

	1	2	3	4	5	Number of Response(s)	Rating Score*
						4	4.8

\*The Rating Score is the weighted average calculated by dividing the sum of all weighted ratings by the number of total responses.

---

The sessions I attended were useful to me as an instructor.

1 = Very slightly or not at all, 2 = A little, 3 = Moderately, 4 = Quite a bit, 5 = Extremely

	1	2	3	4	5	Number of Response(s)	Rating Score*
						4	4.2

\*The Rating Score is the weighted average calculated by dividing the sum of all weighted ratings by the number of total responses.

---

The sessions I attended provided strategies I will incorporate in my courses.

1 = Very slightly or not at all, 2 = A little, 3 = Moderately, 4 = Quite a bit, 5 = Extremely

	1	2	3	4	5	Number of Response(s)	Rating Score*
						4	4.5

\*The Rating Score is the weighted average calculated by dividing the sum of all weighted ratings by the number of total responses.

---

The length of the sessions I attended were appropriate to the topic

1 = The sessions were too long, 2 = The sessions were a little long, 3 = The sessions were just right, 4 = The sessions were a little short, 5 = The sessions were way too short

	1	2	3	4	5	Number of Response(s)	Rating Score*
						4	3.0

\*The Rating Score is the weighted average calculated by dividing the sum of all weighted ratings by the number of total responses.

---

Please share any additional comments or suggestions. For example, feel free to share your opinions about the topics, the times of the sessions, the location of the sessions, the presenters, etc.

2 Response(s)