

1-1-2016

2016 Volleyball Media Guide

University of South Florida

Follow this and additional works at: https://digitalcommons.usf.edu/volleyball_mg

Recommended Citation

University of South Florida, "2016 Volleyball Media Guide" (2016). *Volleyball Media Guides*. 4.
https://digitalcommons.usf.edu/volleyball_mg/4

This Book is brought to you for free and open access by the Media Guides at Digital Commons @ University of South Florida. It has been accepted for inclusion in Volleyball Media Guides by an authorized administrator of Digital Commons @ University of South Florida. For more information, please contact digitalcommons@usf.edu.

BULLS UNITE



USF VOLLEYBALL
2016
MEDIA GUIDE

MEDIA GUIDE CONTENTS



USF QUICK FACTS

Location: Tampa, Fla.
Enrollment: 48,793
Nickname: Bulls
Colors: Green & Gold
Stadium (Capacity): The Corral (1,000)
Conference: American Athletic
President: Dr. Judy Genshaft
Athletic Director: Mark Harlan
Head Coach: Courtney Draper
Draper Record at USF: 59-69
 (Four seasons)
Draper Record Overall: 219-187
 (Six seasons)
Volleyball Office Phone: 813-974-7939

2016 MEDIA GUIDE CREDITS

Editors: Mike Radomski, Tom Zebold
Outside Covers: Lindsey Morrison, Mike Radomski
Inside Covers: Mike Radomski
Layout & Design: Mike Radomski, Steve Schoon and Brian Siegrist
Editorial Assistance: Tom Zebold
Photography: Juan Alfonso, Danielle Antonucci, Aimee Blodgett, Tim Britt, John Kersten, Steven Kovich, J. Meric, Al Messerschmidt, Jason Roberts, Shane Roper, Timothy Sofrank, Michael Wade, Travis Pendergrass and Mike Radomski.

TABLE OF CONTENTS

PROGRAM PAGES

Under Armour 3
 This is USF 4-13

2016 SEASON OUTLOOK

Roster 14
 Roster Information 15
 Quick Facts 16-17
 Schedule 18
 Opponent Information 19-22
 TV/Radio Roster 23

COACHES & STAFF

Head Coach Courtney Draper 24-25
 Assistant Coach Travers Green 26
 Assistant Coach Benavia Jenkins 27

PLAYER BIOGRAPHIES

USF Players 28-40

2015 SEASON REVIEW

Results 41
 Overall Stats 42
 Conference Stats 43
 Season Summary 44
 Match Highs 45
 Box Scores 46-53

PROGRAM RECORDS

Individual Career 54
 Individual Single Season 55
 Individual Single Match 56
 Team 57

PROGRAM HISTORY

Letterwinners 58-59
 All-Time Coaches 59
 Individual Awards 60-61
 All-Time Records vs. Opponents 62-67
 Year-by-year Results 68-81

USF ATHLETICS/MEDIA INFO

USF President 82
 USF Director of Athletics 83
 Athletics Senior Staff 84
 USF Head Coaches 85
 American Athletic Conf. 86
 Communications Staff 87



UNDER ARMOUR®



USF'S BEAUTIFUL CAMPUS OF NEARLY 2,000 ACRES IS SET AMONG PALM TREES, MODERN ARCHITECTURE AND SUNNY SKIES.

LEADING UNIVERSITY

FACT: In 2015, USF ranked ninth nationally among public universities for U.S. patents granted with 90. USF has ranked among the top 10 for six straight years.

ONE OF THE NATION'S LARGEST

WITH NEARLY 48,000 STUDENTS, USF IS ONE OF THE LARGEST PUBLIC UNIVERSITIES IN THE NATION AND AMONG THE TOP 25 PUBLIC UNIVERSITIES FOR FEDERAL RESEARCH EXPENDITURES.

ON THE RISE

IN *U.S. NEWS & WORLD REPORT'S* BEST COLLEGES (2014), USF IS RANKED 14TH AS AN "UP-AND-COMING" UNIVERSITY AMONG THE COUNTRY'S NATIONAL UNIVERSITIES.

INNOVATIVE

USF WAS THE FIRST INDEPENDENT STATE UNIVERSITY CONCEIVED, PLANNED, AND BUILT DURING THE 20TH CENTURY.

STUDENT SUCCESS

THE NATION'S TOP PERFORMER IN "OVERALL STUDENT SUCCESS" AMONG PUBLIC RESEARCH AND DOCTORAL UNIVERSITIES IN THE 2016 EDUVENTURES STUDENT SUCCESS RATINGS.





USF IS ONE OF THE 40 MOST DIVERSE UNIVERSITIES IN THE NATION, WITH STUDENTS FROM MORE THAN 130 COUNTRIES.

POINTS OF PRIDE

LOCATION, LOCATION, LOCATION

ESTABLISHED IN 1956, USF IS A HIGH-IMPACT, GLOBAL RESEARCH UNIVERSITY LOCATED IN BEAUTIFUL TAMPA BAY ON FLORIDA'S SPECTACULAR WEST COAST.

DIVERGENT FIELDS OF STUDY

THE UNIVERSITY IS HOME TO 14 COLLEGES, OFFERING MORE THAN 80 UNDERGRADUATE MAJORS AND MORE THAN 130 GRADUATE, SPECIALIST, AND DOCTORAL-LEVEL DEGREE PROGRAMS.

GET TO BUSINESS

BUSINESSWEEK RANKS MANY OF USF'S UNDERGRADUATE BUSINESS PROGRAMS IN THEIR BEST UNDERGRADUATE BUSINESS SCHOOL RANKINGS, INCLUDING 25TH FOR INFORMATION SYSTEMS (2013).

IMPACT

USF IS A TOP RESEARCH UNIVERSITY AND MAJOR ECONOMIC ENGINE WITH AN ANNUAL ECONOMIC IMPACT OF \$3.7 BILLION. THERE ARE MORE THAN 1,500 FACULTY AT THE USF TAMPA CAMPUS.



FLORIDA ROOTS: USF WAS BUILT ON THE FORMER SITE OF THE TEMPLE ORANGE GROVE, THE LARGEST CITRUS GROVE IN THE WORLD AT THE TIME.



"EMERGING PREEMINENT"
 USF WAS DESIGNATED AS THE STATE'S FIRST "EMERGING PREEMINENT" RESEARCH UNIVERSITY BY THE FLORIDA BOARD OF GOVERNORS, PLACING IT IN ELITE COMPANY AMONG THE STATE'S HIGH PERFORMING RESEARCH INSTITUTIONS.



**USF POSTED A DEPARTMENT RECORD
83 PERCENT STUDENT-ATHLETE GRADUATION
SUCCESS RATE IN 2014 AND 2015**

EXCELLENCE IN ACADEMICS

FACT: Nine USF Athletics programs posted a record graduation success rate in the fall of 2015, including volleyball with a program record success rate of 92 percent.

GRADUATE

USF GRADUATED MORE THAN 90 STUDENT-ATHLETES DURING THE 2015-16 ACADEMIC YEAR.

ACADEMIC SUCCESSES

USF STUDENT-ATHLETES POSTED AN OVERALL GRADE-POINT AVERAGE OF 3.085 DURING THE 2015-16 ACADEMIC YEAR, THE HIGHEST ON RECORD IN PROGRAM HISTORY.

ACADEMIC PROGRESS RATE

ALL 18 OF THE USF ATHLETICS DEPARTMENT PROGRAMS EXCEEDED THE NCAA'S MINIMUM APR STANDARD OF 950 OR BETTER THIS SPRING.



ACADEMIC SERVICES TEAM





THIS PAST SPRING, THE VOLLEYBALL TEAM RECEIVED THE STAMPEDE OF CHAMPIONS AWARD FOR TEAM COMMUNITY SERVICE

L PART OF THE COMMUNITY

FACT: The volleyball team committed 402 service hours last year. It was the highest total average per student-athlete of any USF athletics team in 2015-16.



THE BULLS VOLUNTEERED BY PLANTING FLOWERS AND CLEANING UP AT A SALVATION ARMY IN TAMPA DURING THE 2015 STAMPEDE OF SERVICE EVENT



THE GREATER TAMPA BAY AREA (INCLUDING SARASOTA) IS HOME TO MORE THAN 4.4 MILLION RESIDENTS.

BOOMING BAY AREA

YOUNG AND GROWING
MORE THAN 4.4 MILLION PEOPLE RESIDE IN THE BAY AREA, 40 PERCENT OF WHICH ARE 34 OR YOUNGER.

THIRD LARGEST STATE
FLORIDA IS THE THIRD-LARGEST STATE WITH A POPULATION OF MORE THAN 19.8 MILLION AND IS EXPECTED TO REACH MORE THAN 25.5 MILLION BY 2040.

GROWTH HUB
TAMPA BAY SITS AT THE HUB OF WHAT ARE EXPECTED TO BE THE TWO LARGEST GROWTH CORRIDORS IN FLORIDA OVER THE NEXT 40 YEARS.

METRO MARKET
TAMPA-ST. PETERSBURG-CLEARWATER METRO STATISTICAL AREA IS THE FOURTH-LARGEST METRO AREA IN THE SOUTHEASTERN U.S. AFTER MIAMI, WASHINGTON, D.C. AND ATLANTA.





THE TAMPA BAY AREA IS THE 11TH LARGEST TELEVISION MARKET IN THE UNITED STATES.

ALL ABOUT THE BAY

GREAT PLACE TO LIVE

TAMPA RANKED AS THE FIFTH MOST POPULAR AMERICAN CITY, BASED ON WHERE PEOPLE WANT TO LIVE, ACCORDING TO A 2009 PEW RESEARCH CENTER STUDY.

GREAT CLIMATE

AVERAGE HIGHS RANGE FROM 70 TO 90°F YEAR ROUND, AND LOWS 52 TO 76 °F.

ACTIVE LIFESTYLE

TRAVEL & LEISURE MAGAZINE READERS RANKED TAMPA IN THE TOP 10 IN THE COUNTRY FOR ATTRACTIVE PEOPLE.

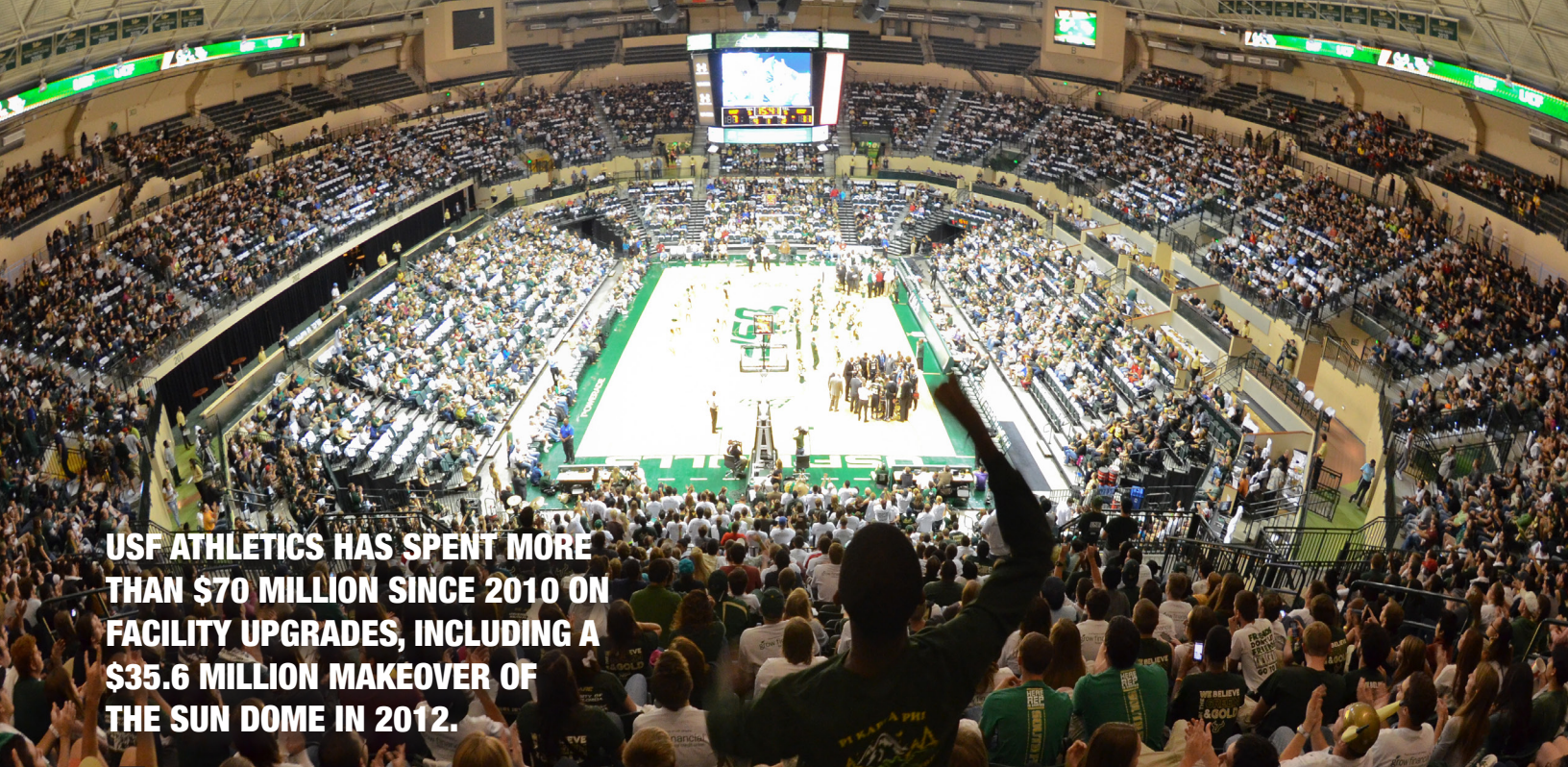
LIVE WHERE OTHERS VACATION

USF IS LOCATED NEAR 18 BEACHES, MANY OF WHICH HAVE BEEN RATED AMONG THE BEST IN THE WORLD.



SO MUCH TO DO: The Bay Area is home to: five large concert venues, including the USF Sun Dome, that bring major music acts to the Bay Area on a continual basis; nearly 100 golf courses; the top-rated zoo in the U.S., according to *Parent Magazine*; and three theme parks, including Busch Gardens and Adventure Island, a 30-acre water park.





USF ATHLETICS HAS SPENT MORE THAN \$70 MILLION SINCE 2010 ON FACILITY UPGRADES, INCLUDING A \$35.6 MILLION MAKEOVER OF THE SUN DOME IN 2012.

UNIVERSITY OF SOUTH FLORIDA ATHLETICS

FACT: USF houses practice and team facilities for 18 sports teams on a close-knit athletics campus on the east end of the University.

SELMON ATHLETICS CENTER


THE \$15 MILLION SELMON ATHLETICS CENTER SITS AT THE CENTER OF THE USF ATHLETICS CAMPUS AND HOUSES ATHLETICS ADMINISTRATION, COACHES OFFICES, A STATE-OF-THE-ART SPORTS MEDICINE CLINIC, A 10,000-SQUARE FOOT WEIGHT ROOM, ACADEMIC ENRICHMENT CENTER AND STUDENT-ATHLETE LOCKER ROOMS IN ONE CENTRAL LOCATION.



SPORTS CLINIC

USF'S 5,400 SQUARE-FOOT SPORTS MEDICINE CLINIC IS DESIGNED WITH THE HEALTH CARE OF EVERY STUDENT-ATHLETE IN MIND. IT FEATURES MODALITIES AND REHAB EQUIPMENT, AS WELL AS THREE HYDROWORX SERIES POOLS. THE HYDROWORX 1000 IS EQUIPPED WITH AN UNDERWATER TREADMILL, THREE CURRENT JETS, AN UNDERWATER CAMERA MONITORING SYSTEM, AND A COMPUTER CONTROL CONSOLE.





THE USF ATHLETICS CAMPUS SPRAWLS ACROSS THE EAST END OF THE UNIVERSITY CAMPUS.

FACILITIES FOR SUCCESS

BUILDING BOOM

A \$33.5 MILLION PROJECT BEGUN IN 2010 INCLUDED NEW BASEBALL, SOFTBALL AND SOCCER STADIUMS, FOOTBALL AND BASKETBALL PRACTICE FACILITIES, UPGRADES TO THE TENNIS FACILITY AND THE CONSTRUCTION OF RECREATION FIELDS. IT IS THE LARGEST ATHLETIC CONSTRUCTION PROJECT IN TERMS OF FACILITIES BUILT AT ONE TIME.

MUMA CENTER

THE TWO-STORY, 51,000 SQUARE-FOOT MUMA CENTER PROVIDES BOTH MEN'S AND WOMEN'S BASKETBALL PROGRAMS THEIR OWN PRACTICE COURT, LOCKER ROOM, OFFICES, FILM ROOM AND LOUNGE, WHILE OFFERING SHARED TRAINING ROOM AND STRENGTH AND CONDITIONING FACILITIES.

ACADEMIC ENRICHMENT CENTER

THE AEC INCLUDES A COMPUTER STUDY LAB, A SEPARATE STUDY LOUNGE, A LIBRARY AND OFFICE SPACE FOR COUNSELORS AND TUTORS.

USF TRACK

THE USF TRACK IS ONE OF THE FINEST FACILITIES IN THE SOUTHEASTERN UNITED STATES AND HAS HOSTED NUMEROUS CONFERENCE AND NCAA CHAMPIONSHIP EVENTS WITH A SEATING CAPACITY OF 4,000.





GET LOUD: THE INTIMATE ATMOSPHERE OF THE CORRAL ALLOWS FOR RAUCOUS CROWDS AND A GREAT HOME COURT ADVANTAGE.

USF VOLLEYBALL THE CORRAL

FACT: USF posted a 118-28 record at The Corral in its first 10 years, an .808 winning percentage.

SPACIOUS FACILITY

THE CORRAL GYMNASIUM HAS A SEATING CAPACITY OF 1,000 AND 6,700 SQUARE FEET WHEN THE BLEACHERS ARE EXTENDED. THAT IS COMPARED TO 11,500 SQUARE FEET, A FULL THREE COURT SETUP, WHEN THE BLEACHERS ARE RETRACTED.





USF PLAYS IN ONE OF THE LARGEST MEDIA MARKETS IN THE UNITED STATES.

MEDIA EXPOSURE

FACT: USF plays in the 11th largest television market in the United States

STATE'S LARGEST PAPERS

THE BAY AREA IS HOME TO THE *TAMPA BAY TIMES*, THE LARGEST PAPER IN THE SOUTHEAST AND AMONG THE TOP 15 IN THE NATION WITH A DAILY SUBSCRIPTION OF NEARLY 450,000

600,000 CIRCULATION

THE BULLS ARE COVERED BY DAILY BAY AREA NEWSPAPERS IN TAMPA, SARASOTA, BRADENTON & LAKELAND WITH A COMBINED CIRCULATION OF MORE THAN 600,000.

ON-LINE

THE BULLS ARE COVERED BY DEDICATED SITES FROM RIVALS, 247SPORTS, SCOUT AND SBINATION AMONG OTHER ONLINE PUBLICATIONS.



ROSTER INFORMATION

NUMERICAL

| No. | Name | Pos. | Ht. | Class | Hometown (HS) (Previous School) |
|-----|-------------------|-------|------|-------|--|
| 1 | Clara Payne | MB | 6-2 | RSo. | Osteen, Fla. (Pine Ridge HS) (Virginia Tech) |
| 2 | Amber Weber | DS/L | 5-4 | Fr. | Ocala, Fla. (Trinity Catholic HS) |
| 3 | Denise Belcher | OH | 6-0 | Sr. | Apopka, Fla. (Apopka HS) (Florida) |
| 4 | Amy Van Sant | DS | 5-7 | Sr. | Atlanta, Ga. (Lakeside HS) |
| 5 | Adyson Goodnight | RS/OH | 5-11 | Jr. | Papillion, Neb. (Papillion La Vista South HS) |
| 6 | Joli Holland | MB | 5-11 | Jr. | Dublin, Calif. (Dublin HS) |
| 8 | Hannah Smith | MB | 6-3 | RJr. | Fleming Island, Fla. (Orange Park HS)(Utah State) |
| 11 | Dakota Hampton | OH | 6-0 | Sr. | Orland Park, Ill. (Carl Sandburg HS) |
| 12 | Claire Embry | OH | 5-11 | Fr. | McKinney, Texas (McKinney HS) |
| 13 | Nyemba Musemuna | MB | 6-1 | Fr. | Avon, Ohio (Avon HS) |
| 14 | T'ara Austin | OH | 5-8 | Sr. | Joliet, Ill. (Joliet Central HS) (Northern Illinois) |
| 15 | Elyse Panick | RS | 6-2 | Sr. | Chicago, Ill. (Marist HS) (Marshall) |
| 16 | Alexus Heidelberg | RS/OH | 5-9 | Sr. | Winter Garden, Fla. (West Orange HS) |
| 19 | Alex Mendoza | S | 5-11 | Jr. | Minneola, Fla. (Lake Minneola HS) |
| 23 | Priscilla Ehieze | RS/OH | 5-10 | Jr. | Houston, Texas (Cinco Ranch HS) |

PRONUNCIATION GUIDE

Players: T'ara Austin (TEE-ara), Denise Belcher (DEN-ee-se), Priscilla Ehieze (ee-HE-zee), Adyson Goodnight (ADD-iss-un), Alexis Heidelberg (HI-dell-berg), Joli Holland (JOE-lee), Alex Mendoza (men-DOZE-uh), Nyemba Musemuna (nem-BUH) (Muse-MUNA), Elyse Panick (EL-ee-se) (PANIC), Clara Payne (cl-AIR-uh) (PAIN)

Staff: Sloane Bâby (BOBBY), Marcelina Glab (MAR-cell-ee-na), Benavia Jenkins (BEN-a-vee-uh)

COACHES AND STAFF

| | |
|-------------------------------------|---|
| Head Coach: | Courtney Draper (Fifth Season, Florida State, 2000) |
| Assistant Coach: | Travers Green (Third Season, Florida State, 2008) |
| Assistant Coach: | Benavia Jenkins (First Season, Florida, 2003) |
| Volunteer Assistant Coach: | Sloane Bâby (First Season, Tampa, 2013) |
| Director of Operations: | Marcelina Glab (First Season, Washington State, 2013) |
| Athletic Trainer: | Kelsie Osato (First Season, South Carolina, 2016) |
| Strength & Conditioning: | Walter Bell (Sixth Season, East Carolina, 2008) |

ROSTER INFORMATION

| ALPHABETICAL | | | BY CLASS | | | BY POSITION | | |
|--------------|-------------------|-------|----------|----------------------|------|-------------|----------------------|-------|
| No. | Name | Pos. | No. | Name | Cl. | No. | Name | Pos. |
| 14 | T'ara Austin | OH | 12 | Claire Embry (3) | Fr. | 4 | Amy Van Sant (2) | DS |
| 3 | Denise Belcher | OH | 13 | Nyemba Musemuna | Fr. | 2 | Amber Weber | DS/L |
| 23 | Priscilla Ehieze | RS/OH | 2 | Amber Weber | Fr. | 6 | Joli Holland (4) | MB |
| 12 | Claire Embry | OH | 1 | Clara Payne (1) | RSo. | 13 | Nyemba Musemuna | MB |
| 5 | Adyson Goodnight | RS/OH | 23 | Priscilla Ehieze (4) | Jr. | 1 | Clara Payne | MB |
| 11 | Dakota Hampton | OH | 5 | Adyson Goodnight | Jr. | 8 | Hannah Smith | MB |
| 16 | Alexus Heidelberg | RS/OH | 6 | Joli Holland | Jr. | 14 | T'ara Austin (4) | OH |
| 6 | Joli Holland | MB | 19 | Alex Mendoza | Jr. | 3 | Denise Belcher | OH |
| 19 | Alex Mendoza | S | 8 | Hannah Smith (1) | RJr. | 12 | Claire Embry | OH |
| 13 | Nyemba Musemuna | MB | 14 | T'ara Austin (6) | Sr. | 11 | Dakota Hampton | OH |
| 15 | Elyse Panick | RS | 3 | Denise Belcher | Sr. | 23 | Priscilla Ehieze (4) | RS/OH |
| 1 | Clara Payne | MB | 11 | Dakota Hampton | Sr. | 5 | Adyson Goodnight | RS/OH |
| 8 | Hannah Smith | MB | 16 | Alexus Heidelberg | Sr. | 16 | Alexus Heidelberg | RS/OH |
| 4 | Amy Van Sant | DS | 15 | Elyse Panick | Sr. | 15 | Elyse Panick | RS |
| 2 | Amber Weber | DS/L | 4 | Amy Van Sant | Sr. | 19 | Alex Mendoza (1) | S |

RETURNING PLAYERS

| Pos. | Name | Class | Ht. | Notable |
|-------|-------------------|-------|------|---|
| MB | Clara Payne | RSo. | 6-2 | 138 kills last season, fourth best on the team |
| OH | Denise Belcher | Sr. | 6-0 | 251 kills in 2015, second most on the Bulls' statsheet |
| DS | Amy Van Sant | Sr. | 5-7 | Appeared in 28 matches last year, totaling 30 digs |
| RS/OH | Adyson Goodnight | Jr. | 5-11 | Compiled 81 kills and 27 blocks in 2015 |
| MB | Joli Holland | Jr. | 5-11 | Team-best .333 attack percentage last season |
| OH | Dakota Hampton | Sr. | 6-0 | Team-high 342 kills, 3.11 kills/set and 29 service aces in 2015 |
| RS | Elyse Panick | Sr. | 6-2 | One of seven Bulls to record 100+ kills last season |
| RS/OH | Alexus Heidelberg | Sr. | 5-9 | Registered 119 kills in 2015 |
| S | Alex Mendoza | Jr. | 5-11 | Second on the team last season with 364 sets |
| RS/OH | Priscilla Ehieze | Jr. | 5-10 | 126 kills in 2015, fifth most on the team |

NEWCOMERS

| Pos. | Name | Class | Ht. | Hometown (Last School) |
|------|-----------------|-------|------|-----------------------------------|
| OH | T'ara Austin | Sr. | 5-8 | Joliet, Ill. (Northern Illinois) |
| OH | Claire Embry | Fr. | 5-11 | McKinney, Texas (McKinney HS) |
| MB | Nyemba Musemuna | Fr. | 6-1 | Avon, Ohio (Avon HS) |
| MB | Hannah Smith | RJr. | 6-3 | Fleming Island, Fla. (Utah State) |
| DS/L | Amber Weber | Fr. | 5-4 | Ocala, Fla. (Trinity Catholic HS) |

QUICK FACTS

School

Location Tampa, Fla.
 Founded 1956
 Enrollment 48,793
 Nickname Bulls
 Colors Green and Gold
 League American Athletic Conference
 President Dr. Judy Genshaft
 Director of Athletics Mark Harlan

Arena

Home Facility The Corral (1995)
 Capacity 1,000
 Square Footage (No Bleachers) 6,750
 Square Footage (With Bleachers) 10,000
 Address 4202 E. Fowler Ave.
 Tampa, FL 33620

Communications

Associate Director of Athletics/Communications
 Brian Siegrist
 Assistant Director of Communications /
 Volleyball Contact Mike Radomski
 Office Phone 813-974-7009
 Cell Phone 813-285-0605
 Email mradomski@usf.edu

How to Reach Us

Website GoUSFBulls.com
 Twitter @USFVolleyball
 Facebook USFVB
 Instagram /USFVolleyball
 Address 4202 E. Fowler Ave., ATH 100
 Tampa, FL 33620

Coaching Staff

Head Coach Courtney Draper (Florida State, 2000)
 Career Record 219-187 (Six years)
 Record at USF 59-69 (Four years)
 Asst. Coach Travers Green (Third year)
 Alma Mater Florida State, 2008
 Asst. Coach Benavia Jenkins (First year)
 Alma Mater Florida, 2003
 Volunteer Asst. Coach Sloane Bâby (First year)
 Alma Mater University of Tampa, 2013
 Director of Operations Marcelina Glab (First year)
 Alma Mater Washington State, 2013
 Athletic Trainer Kelsie Osato (First year)
 Alma Mater South Carolina, 2016
 Strength/Conditioning Walter Bell (Sixth year)
 Alma Mater East Carolina, 2008

History

First Year of Volleyball 1972
 Seasons of volleyball at USF 44 (2016 will be #45)
 All-Time Div. 1 Record 842-635-2 (.570)
 All-Time AAC Record 27-31 (Three years)
 AAC Tournament Titles None
 NCAA Tournament Appearances 7
 (1993, '95, '96, '97, '98, '00, '03)

Review/Preview

2015 Record/ AAC Record (Finish) ... 11-21, 8-12 (Ninth)
 Letterwinners Returning 10
 Letterwinners Lost 7
 Starters Returning 6
 Starters Lost 1
 Newcomers 5

BY THE NUMBERS

QUICK FACTS (CONT.)

- 1 Sun Dome match this season (UCF, Nov. 2)
- 4 Neutral court matches this year
- 5 Newcomers to the roster this season
- 12 Road matches this year
- 16 Home matches this season
- 93 Clara Payne's team-high block total last year
- 342 Dakota Hampton's team-high kills total last season
- 364 Alex Mendoza's assist total last year
- 736 Dakota Hampton's career kills total
- 842 Wins in program history

WELCOME ABOARD

The Bulls are excited to have **Benavia Jenkins** join the staff as an assistant coach this season. Jenkins comes to USF from Coastal Carolina, where she was also an assistant coach. In 2015, she guided the Chanticleers to the ninth-best hitting percentage in the county (.287). She was also instrumental in working with Eszter Nagy, whose .417 hitting percentage was 12th in the nation, and Annayka Legros, who placed 55th in the country with a .364 hitting percentage. As a player, Jenkins piloted the Florida Gators to four Southeastern Conference Championships (2000-03), and was twice selected as an All-American (2002, 03). She notably played on four NCAA Tournament teams, two Final Four squads and appeared in the national championship (2003). Jenkins set the school record for blocks (601) and was the first Gator to post 1,000 kills and 600 blocks.

HOME TOURNAMENTS

In addition to two road tournaments (Charlotte Invitational on Aug. 26-27, DePaul Invitational on Sept. 9-10), USF will also be hosting two tournaments at The Corral in 2016. The Bulls will hold the USF Invitational (Sept. 2-3) and feature Florida Atlantic, Georgetown, New Mexico, Stetson, and Western Carolina. Then, the Bulls host the USF Classic (Sept. 16-17) as they welcome LIU Brooklyn, Stetson, and Wright State for a two-day tournament.

BULLS ACROSS AMERICA

The Bulls roster is composed of student-athletes from seven different states. **Denise Belcher** (Apopka), **Alexus Heidelberg** (Winter Garden), **Alex Mendoza** (Minneola), **Clara Payne** (Osteen), **Hannah Smith** (Fleming Island), and **Amber Weber** (Ocala) all call Florida home. The Bulls also boast three players from Illinois (**T'ara Austin**, **Dakota Hampton**, and **Elyse Panick**) and two by way of Texas (**Priscilla Ehieze** and **Claire Embry**). Additionally, **Joli Holland** resides in California, **Amy Van Sant** comes from Georgia, **Adyson Goodnight** calls Nebraska home, and **Nyemba Musemuna** arrives from Indiana.

WELCOME ON BACK

The Bulls return their top eight point-scorers from last season:

| Pos. | Name | Class | Point Total |
|-------|-------------------|-------|-------------|
| OH | Dakota Hampton | Sr. | 389.5 |
| MB | Joli Holland | Jr. | 292.5 |
| OH | Denise Belcher | Sr. | 271.5 |
| MB | Clara Payne | RSO. | 213.5 |
| RS/OH | Alexus Heidelberg | Sr. | 146.0 |
| RS/OH | Priscilla Ehieze | Jr. | 143.0 |
| RS | Elyse Panick | Sr. | 126.5 |
| RS/OH | Adyson Goodnight | Jr. | 95.0 |

NEWCOMERS

USF adds five newcomers to the roster this season: senior outside hitter **T'ara Austin** (Joliet, Ill.), freshman outside hitter **Claire Embry** (McKinney, Texas), freshman middle blocker **Nyemba Musemuna** (Avon, Ind.), redshirt junior middle blocker **Hannah Smith** (Fleming Island, Fla.) and freshman defensive specialist/libero **Amber Weber** (Ocala, Fla.).

PLAYER OF THE YEAR PEDIGREE

Last season, **T'ara Austin** (Joliet, Ill.) was named the 2015 Mid-American Conference Player of the Year. She led the MAC in kills (445), kills/set (4.24), points (491.5) and points/set (4.68). After transferring from Northern Illinois, Austin will be eligible to play this season for USF.

UPPERCLASSMEN UNITE

Following a season of just two graduating seniors, the Bulls will benefit from having a larger upperclassmen contingent in 2016. The team's fall roster will consist of six seniors and five juniors. That is a high total of upperclassmen compared to one sophomore and three freshmen.

WHAT A SERVICE

The Bulls won the Team Community Award at the 2016 Stampede of Champions last April for their continuous giving back to the Bay Area. The team committed the most service hours of any USF Athletics team. The 15-member roster and four-member coaching staff donated 402 community service hours.

SCHEDULE

| DAY | DATE | OPPONENT | LOCATION | TIME |
|-------------------------------|-----------------|---------------------------------------|-----------------------------|------------------|
| CHARLOTTE INVITATIONAL | | | | |
| Friday | Aug. 26 | vs. Campbell | Charlotte, N.C. | 5 p.m. |
| Saturday | Aug. 27 | vs. Mercer | Charlotte, N.C. | Noon |
| Saturday | Aug. 27 | at Charlotte | Charlotte, N.C. | 7 p.m. |
| USF INVITATIONAL | | | | |
| Friday | Sept. 2 | Florida Atlantic vs. Georgetown | The Corral (Tampa) | 9 a.m. |
| Friday | Sept. 2 | New Mexico vs. Stetson | The Corral (Tampa) | 11 a.m. |
| Friday | Sept. 2 | WESTERN CAROLINA | The Corral (Tampa) | 1 p.m. |
| Friday | Sept. 2 | Stetson vs. Florida Atlantic | The Corral (Tampa) | 3:30 p.m. |
| Friday | Sept. 2 | Georgetown vs. Western Carolina | The Corral (Tampa) | 5:30 p.m. |
| Friday | Sept. 2 | NEW MEXICO | The Corral (Tampa) | 7:30 p.m. |
| Saturday | Sept. 3 | Georgetown vs. Stetson | The Corral (Tampa) | 9 a.m. |
| Saturday | Sept. 3 | Western Carolina vs. Florida Atlantic | The Corral (Tampa) | 11 a.m. |
| Saturday | Sept. 3 | STETSON | The Corral (Tampa) | 1:30 p.m. |
| Saturday | Sept. 3 | New Mexico vs. Western Carolina | The Corral (Tampa) | 3:30 p.m. |
| DePAUL INVITATIONAL | | | | |
| Friday | Sept. 9 | at DePaul | Chicago, Ill. | 8 p.m. |
| Saturday | Sept. 10 | vs. UIC | Chicago, Ill. | 11 a.m. |
| Saturday | Sept. 10 | vs. Albany | Chicago, Ill. | 5:30 p.m. |
| USF CLASSIC | | | | |
| Friday | Sept. 16 | LIU Brooklyn vs. Wright State | The Corral (Tampa) | 4:30 p.m. |
| Friday | Sept. 16 | STETSON | The Corral (Tampa) | 7 p.m. |
| Saturday | Sept. 17 | LIU Brooklyn vs. Stetson | The Corral (Tampa) | 11 a.m. |
| Saturday | Sept. 17 | WRIGHT STATE | The Corral (Tampa) | 1 p.m. |
| Saturday | Sept. 17 | Stetson vs. Wright State | The Corral (Tampa) | 5 p.m. |
| Saturday | Sept. 17 | LIU BROOKLYN | The Corral (Tampa) | 7 p.m. |
| Wednesday | Sept. 21 | at UCF * | Orlando, Fla. | 7 p.m. |
| Sunday | Sept. 25 | MEMPHIS * | The Corral (Tampa) | Noon |
| Friday | Sept. 30 | at Cincinnati * | Cincinnati, Ohio | 7 p.m. |
| Sunday | Oct. 2 | at East Carolina * | Greenville, N.C. | 1 p.m. |
| Friday | Oct. 7 | TULANE * | The Corral (Tampa) | 7 p.m. |
| Sunday | Oct. 9 | HOUSTON * | The Corral (Tampa) | 1 p.m. |
| Friday | Oct. 14 | at Temple * | Philadelphia, Pa. | 7 p.m. |
| Sunday | Oct. 16 | at UConn * | at Storrs, Conn. | Noon |
| Friday | Oct. 21 | SMU * | The Corral (Tampa) | 7 p.m. |
| Sunday | Oct. 23 | TULSA * | The Corral (Tampa) | 1 p.m. |
| Thursday | Oct. 27 | EAST CAROLINA * | The Corral (Tampa) | 7 p.m. |
| Saturday | Oct. 29 | CINCINNATI * | The Corral (Tampa) | 1 p.m. |
| Wednesday | Nov. 2 | UCF * | The Sun Dome (Tampa) | 7 p.m. |
| Friday | Nov. 4 | at Memphis * | Memphis, Tenn. | 8 p.m. |
| Thursday | Nov. 10 | at Tulsa * | Tulsa, Okla. | 8 p.m. |
| Saturday | Nov. 12 | at SMU * | Dallas, Texas | 2 p.m. |
| Friday | Nov. 18 | UCONN * | The Corral (Tampa) | 7 p.m. |
| Sunday | Nov. 20 | TEMPLE * | The Corral (Tampa) | 1 p.m. |
| Wednesday | Nov. 23 | at Houston * | Houston, Texas | 1 p.m. |
| Friday | Nov. 25 | at Tulane * | New Orleans, La. | 1 p.m. |
| Thursday-Saturday | Dec. 1-3 | NCAA First and Second Rounds | TBD | TBD |
| Friday-Saturday | Dec. 9-10 | NCAA Regionals | TBD | TBD |
| Thursday-Saturday | Dec. 15-17 | NCAA Championship | Columbus, Ohio | TBD |

All times Eastern and subject to change
 * American Athletic Conference game
 HOME GAMES IN BOLD CAPS

OPPONENT INFORMATION

NON-CONFERENCE MATCHUPS



CAMPBELL
Aug. 26 @ CHAR | 5 p.m.

GENERAL INFO

Location Buies Creek, N.C.
Enrollment 6,834
Nickname Fighting Camels
Colors Orange and Black
President Dr. J. Bradley Creed
Athletics Director Bob Roller
Conference Big South
Home Court Gore Arena/Pope Convocation Center (3,095)
Website GoCamels.com
Twitter @GoCamelsVB

TEAM INFORMATION

2015 Record 14-17
Conference Finish 6-8/Seventh

HEAD COACH

Greg Goral (Carrol College, '96)
Record at Campbell: 45-52 (Three seasons)
Overall: 45-52 (Three seasons)

SERIES INFORMATION

Overall First Meeting

MEDIA RELATIONS

Chris Downey
Office 910-893-1369
Email cdowney@campbell.edu



WESTERN CAROLINA
Sept. 2 @ USF | 1 p.m.

GENERAL INFO

Location Cullowhee, N.C.
Enrollment 10,382
Nickname Catamounts
Colors Purple and Gold
Chancellor Dr. David O. Belcher
Director of Athletics Randy Eaton
Conference Southern
Home Court Liston B. Ramsey Regional Activity Center (7,826)
Website CatamountSports.com
Twitter @WCU_Volleyball

TEAM INFORMATION

2015 Record 12-22
Conference Finish 5-11/Eighth

HEAD COACH

Karen Glover
Record at Western Carolina: ... 68-93 (Five seasons)
Overall: 68-93 (Five seasons)

SERIES INFORMATION

Overall USF leads 2-0

MEDIA RELATIONS

Sean Forrester
Office 828-227-2655
Email stforrester@email.wcu.edu



MERCER
Aug. 27 @ CHAR | Noon

GENERAL INFO

Location Macon, Ga.
Enrollment 8,557
Nickname Bears
Colors Orange and Black
President William D. Underwood
Athletics Director Jim Cole
Conference Southern
Home Court Hawkins Arena (3,200)
Website MercerBears.com
Twitter @MercerBearsVB

TEAM INFORMATION

2015 Record 10-19
Conference Finish 5-11/T-Seventh

HEAD COACH

Damian Elder (Fresno State, '02)
Record at Mercer: 33-84 (Four seasons)
Overall: 33-84 (Four seasons)

SERIES INFORMATION

Overall First Meeting

MEDIA RELATIONS

Gerrit Van Genderen
Office 919-632-0217
Email gerrit.w.vangenderen@live.mercer.edu



NEW MEXICO
Sept. 3 @USF | 7:30 p.m.

GENERAL INFO

Location Albuquerque, N.M.
Enrollment 25,299
Nickname Lobos
Colors Cherry and Silver
President Dr. Robert Frank
Director of Athletics Paul Krebs
Conference Mountain West
Home Court Johnson Center Gymnasium (4,800)
Website GoLobos.com
Twitter @UNMVolley

TEAM INFORMATION

2015 Record 17-14
Conference Finish 10-8/Fourth

HEAD COACH

Jeff Nelson (Ball State, '86)
Record at New Mexico: 172-101 (Nine seasons)
Overall: 414-248 (21 seasons)

SERIES INFORMATION

Overall UNM leads 2-0

MEDIA RELATIONS

Mike Mulcahy
Office 505-379-2029
Email mmulcahy@unm.edu



CHARLOTTE
Aug. 27 @ CHAR | 7 p.m.

GENERAL INFO

Location Charlotte, N.C.
Enrollment 28,052
Nickname 49ers
Colors Green and White
Chancellor Dr. Philip L. Dubois
Athletics Director Judy Rose
Conference Conference USA
Home Court Halton Arena (9,105)
Website Charlotte49ers.com
Twitter @49erVolleyball

TEAM INFORMATION

2015 Record 8-19
Conference Finish 5-11/10th

HEAD COACH

Karen Weatherington (New Mexico State, '98)
Record at Charlotte: 8-19 (One season)
Overall: 111-97 (Seven seasons)

SERIES INFORMATION

Overall USF leads 30-4

MEDIA RELATIONS

Sean Fox
Office 704-687-1023
Email sean.fox@uncc.edu



STETSON
Sept. 3 @ USF | 1:30 p.m.
Sept. 17 @ USF | 7 p.m.

GENERAL INFO

Location DeLand, Florida
Enrollment 3,084
Nickname Hatters
Colors Hunter Green and White
President Dr. Wendy B. Libby
Athletics Director Jeff Altier
Conference Atlantic Sun
Home Court Edmunds Center (4,000)
Website GoHatters.com
Twitter @StetsonHatters

TEAM INFORMATION

2015 Record 11-18
Conference Finish 5-9/Sixth

HEAD COACH

Kristina Hernandez (North Carolina A&T, '03)
Record at Stetson: 27-31 (Two seasons)
Overall: 169-215 (12 seasons)

SERIES INFORMATION

Overall USF leads 40-3

MEDIA RELATIONS

Jamie Bataille
Office 286-822-8131
Email jbataill@stetson.edu

OPPONENT INFORMATION

NON-CONFERENCE MATCHUPS

2016 USF VOLLEYBALL

OUTLOOK

COACHES

PLAYERS

REVIEW

RECORDS

HISTORY

USF

MEDIA



DEPAUL
Sept. 9 @ DEP | 8 p.m.

GENERAL INFO

Location Chicago, Ill.
Enrollment 23,539
Nickname Blue Devils
Colors Royal Blue and Scarlett
President Rev. Dennis H. Holtschneider, C.M.
Director of Athletics Jean Lenti Ponsetto
Conference Big East
Home Court McGrath-Phillips Arena (3,000)
Website DePaulBlueDemons.com
Twitter @DePaul_VBall

TEAM INFORMATION

2015 Record 16-15
Conference Finish 4-14/T-Eighth

HEAD COACH

Nadia Edwards (Penn State, '01)
Record at DePaul: 56-133 (Six seasons)
Overall: 56-133 (Six seasons)

SERIES INFORMATION

Overall USF leads 15-6

MEDIA RELATIONS

Adam Obringer
Office 773-325-8380
Email aobringe@depaul.edu



WRIGHT STATE
Sept. 17 @ USF | 1 p.m.

GENERAL INFO

Location Dayton, Ohio
Enrollment 18,786
Nickname Raiders
Colors Hunter Green and Gold
President Dr. David Hopkins
Athletics Director Bob Grant
Conference Horizon League
Home Court C.J. McLin Gymnasium (500)
Website WSURaiders.com
Twitter @WSUVball

TEAM INFORMATION

2015 Record 15-16
Conference Finish 4-12/T-Eighth

HEAD COACH

Susan Clements [Georgetown (KY), '02]
Record at WSU: 28-95 (Four seasons)
Overall: 189-190 (Nine seasons)

SERIES INFORMATION

Overall Tied 2-2

MEDIA RELATIONS

Matt Zircher
Office 937-775-2816
Email matt.zircher@wright.edu



UIC
Sept. 10 | 11 a.m.

GENERAL INFO

Location Chicago, Ill.
Enrollment 29,048
Nickname Flames
Colors Navy Blue and Fire Engine Red
President Timothy Killeen
Director of Athletics Jim Schmidt
Conference Horizon
Home Court Flames Athletic Center (500)
Website UICFlames.com
Twitter @UICVolleyball

TEAM INFORMATION

2015 Record 12-19
Conference Finish 5-11/Seventh

HEAD COACH

Katie Schumacher-Cawley (Penn State, '02)
Record at UIC: 97-121 (Seven seasons)
Overall: 97-121 (Seven seasons)

SERIES INFORMATION

Overall Tied 1-1

MEDIA RELATIONS

Dan Yopchick
Office 312-413-9340
Email yopchick@uic.edu



LIU BROOKLYN
Sept. 17 @ USF | 7 p.m.

GENERAL INFO

Location Brooklyn, N.Y.
Enrollment 11,000
Nickname Blackbirds
Colors Black and Silver
President Dr. Kimberly Cline
Director of Athletics Brad Cohen
Conference Northeast
Home Court Steinberg Wellness Center (2,000)
Website LIUAthletics.com
Twitter @LIU_Brooklyn

TEAM INFORMATION

2015 Record 14-14
Conference Finish 12-2/First

HEAD COACH

Ken Ko (University of California-David, '93)
Record at LIU-Brooklyn: 14-14 (One season)
Overall: 14-14 (One season)

SERIES INFORMATION

Overall LIU Brooklyn leads 2-0

MEDIA RELATIONS

Casey Snedecor
Office 718-488-1307
Email catherine.snedecor@liu.edu



ALBANY
Sept. 10 | 5:30 p.m.

GENERAL INFO

Location Albany, N.Y.
Enrollment 12,878
Nickname Great Danes
Colors Purple & Gold
President Dr. Robert J. Jones
Director of Athletics Mark Benson
Conference America East
Home Court University Gym (2,000)
Website UAlbanySports.com
Twitter @UAlbanySports

TEAM INFORMATION

2015 Record 17-9
Conference Finish 11-1/T-First

HEAD COACH

MJ Engstrom (Minnesota, '00)
Record at Albany: 138-96 (Eight seasons)
Overall: 219-205 (15 seasons)

SERIES INFORMATION

Overall First meeting

MEDIA RELATIONS

Dave Vatz
Office 518-422-3072
Email dvatz@albany.edu

OPPONENT INFORMATION

THE AMERICAN



UCF

Sept. 21 @ UCF | 7 p.m.
Nov. 2 @ USF | 7 p.m.

GENERAL INFO

Location Orlando, Fla.
Enrollment 61,810
Nickname Knights
Colors Black and Gold
President Dr. John C. Hitt
Director of Athletics Danny White
Conference American
Home Court The Venue at UCF (9,993)
Website UCFKnights.com
Twitter @UCF_Volleyball

TEAM INFORMATION

2015 Record 15-17
Conference Finish 9-11/Seventh

HEAD COACH

Todd Dagenais (Central Michigan, '95)

Record at UCF: 142-112 (Seven seasons)
Overall: 142-112 (Seven seasons)

SERIES INFORMATION

Overall USF leads 50-31

MEDIA RELATIONS

Bridgette Gale

Office N/A
Email bgale@athletics.ucf.edu



EAST CAROLINA

Oct. 2 @ ECU | 1 p.m.
Oct. 27 @ USF | 7 p.m.

GENERAL INFO

Location Greenville, N.C.
Enrollment 28,289
Nickname Pirates
Colors Purple and Gold
Chancellor Dr. Cecil Staton
Director of Athletics Jeff Compher
Conference American
Home Court Minges Coliseum (7,100)
Website ECUPirates.com
Twitter @ECUVB

TEAM INFORMATION

2015 Record 12-19
Conference Finish 5-15/10th

HEAD COACH

Julie Torbett (Penn State, '90)

Record at East Carolina: 40-54 (Three seasons)
Overall: 378-339 (22 seasons)

SERIES INFORMATION

Overall USF leads 6-2

MEDIA RELATIONS

Chip Welch

Office 252-737-4520
Email welchc15@ecu.edu



MEMPHIS

Sept. 25 @ USF | Noon
Nov. 4 @ MEM | 7 p.m.

GENERAL INFO

Location Memphis, Tennessee
Enrollment 20,585
Nickname Tigers
Colors Royal Blue and Gray
President Dr. M. David Rudd
Athletics Director Tom Bowen
Conference American
Home Court Elma Roane Fieldhouse (2,565)
Website GoTigersGo.com
Twitter @MemphisVolley

TEAM INFORMATION

2015 Record 19-14
Conference Finish 10-10/Fourth

HEAD COACH

April Jauregui (Memphis, '01)

Record at Memphis: 129-128 (Eight seasons)
Overall: 129-128 (Eight seasons)

SERIES INFORMATION

Overall USF leads 17-9

MEDIA RELATIONS

Lamar Chance

Office 901-678-2349
Email lchance1@memphis.edu



TULANE

Oct. 7 @ USF | 7 p.m.
Nov. 25 @ TUL | 1 p.m.

GENERAL INFO

Location New Orleans, La.
Enrollment 13,449
Nickname Green Wave
Colors Olive Green and Sky Blue
President Michael A. Fitts
Athletic Director Troy Dannen
Conference American
Home Court Avron B. Fogelman Arena
..... in Devlin Fieldhouse (3,600)
Website TulaneGreenWave.com
Twitter @GreenWaveVB

TEAM INFORMATION

2015 Record 10-22
Conference Finish 4-16/11th

HEAD COACH

Jim Barnes (McNeese State, '94)

Record at Tulane: 0-0 (First season)
Overall: 344-268 (19 seasons)

SERIES INFORMATION

Overall USF leads 26-6

MEDIA RELATIONS

Kaitlin Maheu

Office 504-314-2475
Email kmaheu@tulane.edu



CINCINNATI

Sept. 30 @ UC | 7 p.m.
Oct. 29 @ USF | 1 p.m.

GENERAL INFO

Location Cincinnati, Ohio
Enrollment 43,691
Nickname Bearcats
Colors Red and Black
Interim President Beverly J. Davenport, PhD
Director of Athletics Mike Bohn
Conference American
Home Court Fifth Third Arena (13,176)
Website GoBearcats.com
Twitter @GoBearcatsVB

TEAM INFORMATION

2015 Record 21-10
Conference Finish 13-7/Third

HEAD COACH

Molly Alvey (Centre College, '01)

Record at Cincinnati: 51-76 (Four seasons)
Overall: 113-107 (Seven seasons)

SERIES INFORMATION

Overall UC leads 16-12

MEDIA RELATIONS

Alex Lange

Office 513-556-5145
Email alex.lange@uc.edu



HOUSTON

Oct. 9 @ USF | 1 p.m.
Nov. 23 @ HOU | 1 p.m.

GENERAL INFO

Location Houston, Texas
Enrollment 40,914
Nickname Cougars
Colors Scarlet and White
President Dr. Renu Khator
VP for Intercollegiate Athletics Mack Rhoades
Conference American
Home Court Athletics/Alumni Center (1,000)
Website UHCougars.com
Twitter @UHCougarVB

TEAM INFORMATION

2015 Record 19-13
Conference Finish 9-11/Eighth

HEAD COACH

Kaddie Platt (Houston Baptist, '94)

Record at Houston: 60-65 (Four seasons)
Overall: 559-222 (21 seasons)

SERIES INFORMATION

Overall Houston leads 13-11

MEDIA RELATIONS

Jessika McKernan

Office 361-549-6297
Email jmckerna@central.uh.edu

OPPONENT INFORMATION

THE AMERICAN



TEMPLE

Oct. 14 @ Temple | 7 p.m.
Nov. 20 @ USF | 1 p.m.

GENERAL INFO

Location Philadelphia, Pa.
Enrollment 39,000
Nickname Owls
Colors Cherry and White
Acting President..... Richard M. Englert
Director of Athletics..... Dr. Patrick Kraft
Conference American
Home Court..... McGonigle Hall (3,900)
Website OwlSports.com
Twitter @Temple_VB

TEAM INFORMATION

2015 Record24-8
Conference Finish15-5/Second

HEAD COACH

Bakeer Ganesharatnam (Queens College, '05)
Record at Temple:93-59 (Five seasons)
Overall:93-59 (Five seasons)

SERIES INFORMATION

Overall.....USF leads 10-4

MEDIA RELATIONS

Lauren Ferrett
Office 215-204-1608
Email.....lauren.ferrett@temple.edu



UConn

Oct. 16 @ UConn | Noon
Nov. 18 @ USF | 7 p.m

GENERAL INFO

Location Storrs, Conn.
Enrollment 31,119
Nickname..... Huskies
Colors..... National Flag Blue (Navy) and White
President..... Susan Herbst
Director of Athletics..... David Benedict
Conference American
Home Field..... Harry A. Gampel Pavilion (10,241)
Website UConnHuskies.com
Twitter @UConnVB

TEAM INFORMATION

2015 Record16-15
Conference Finish10-10/T-Fourth

HEAD COACH

Kris Grunwald (George Mason, '91)
Record at UConn:28-34 (Two seasons)
Overall:69-54 (Four seasons)

SERIES INFORMATION

Overall.....UConn leads 8-7

MEDIA RELATIONS

Steve Lewis
Office 860-486-1498
Email.....steven.l.lewis@uconn.edu



SMU

Oct. 21 @ USF | 7 p.m.
Nov. 12 @ SMU | 2 p.m.

GENERAL INFO

Location Dallas, Texas
Enrollment 11,643
Nickname..... Mustangs
Colors Red and Blue
President..... R. Gerald Turner
Athletics Director Rick Hart
Conference American
Home Court..... Moody Coliseum (7,000)
Website SMUMustangs.com
Twitter @SMUVolleyball

TEAM INFORMATION

2015 Record27-5
Conference Finish17-3/First

HEAD COACH

Lisa Seifert (Winona State, '83)
Record at SMU:338-280 (20 seasons)
Overall:338-280 (20 seasons)

SERIES INFORMATION

Overall.....SMU 4-3

MEDIA RELATIONS

Travis Chamblee
Office 214-768-3735
Email.....tchamblee@smu.edu



TULSA

Oct. 23 @ USF | 1 p.m.
Nov. 10 @ TULSA | 8 p.m.

GENERAL INFO

Location Tulsa, Okla.
Enrollment 4,682
Nickname Golden Hurricane
Colors Old Gold, Royal Blue & Crimson
President..... Dr. Steadman Upham
VP and Director of Athletics..... Dr. Derrick Gragg
Conference American
Home Court..... Donald W. Reynolds Center (8,355)
Website TulsaHurricane.com
Twitter @TulsaVolleyball

TEAM INFORMATION

2015 Record15-17
Conference Finish10-10/Fourth

HEAD COACH

Ryan Wills (Tulsa, '08)
Record at UT:37-26 (Two seasons)
Overall:37-26 (Two seasons)

SERIES INFORMATION

Overall.....Tulsa leads 3-1

MEDIA RELATIONS

Riley Ubben
Office 918-420-2163
Email.....riley-ubben@utulsa.edu

THE BULLS

TV/RADIO ROSTER

1



Clara **PAYNE**
MB | 6-2 | RSo.
Osteen, Fla.

2



Amber **WEBER**
DS/L | 5-4 | Fr.
Ocala, Fla.

3



Denise **BELCHER**
OH | 6-0 | Sr.
Apopka, Fla.

4



Amy **VAN SANT**
DS | 5-7 | Sr.
Atlanta, Ga.

5



Adyson **GOODNIGHT**
RS/OH | 5-11 | Jr.
Papillion, Neb.

6



Joli **HOLLAND**
MB | 5-11 | Jr.
Dublin, Calif.

8



Hannah **SMITH**
MB | 6-3 | RJr.
Fleming Island, Fla.

11



Dakota **HAMPTON**
OH | 6-0 | Sr.
Orland Park, Ill.

12



Claire **EMBRY**
OH | 5-11 | Fr.
McKinney, Texas

13



Nyemba **MUSEMUNA**
MB | 6-1 | Fr.
Avon, Ind.

14




T'ara **AUSTIN**
OH | 5-8 | Sr.
Joliet, Ill.

15



Elyse **PANICK**
RS | 6-2 | Sr.
Chicago, Ill.

16



Alexis **HEIDELBERG**
RS/OH | 5-9 | Sr.
Winter Garden, Fla.

19



Alex **MENDOZA**
S | 5-11 | Jr.
Minneola, Fla.

23



Priscilla **EHIEZE**
RS/OH | 5-10 | Jr.
Houston, Texas



Courtney **DRAPER**
Head Coach



Travers **GREEN**
Assistant Coach



Benavia **JENKINS**
Assistant Coach

COACHING STAFF

COURTNEY DRAPER

HEAD COACH | FIFTH SEASON | FLORIDA STATE, 2000



Draper joined USF Athletics in July 2012 and is in her fifth season as the head coach of the Bulls' volleyball team.

Prior to joining the Bulls, Courtney served as head coach at Eckerd College in St. Petersburg for the last eight years. While at Eckerd, she guided the Tritons to five NCAA DII Tournament appearances, including a second-round appearance in 2009 and a third-round showing in 2011. The third-round appearance marked the school's deepest run in program history. In addition, Courtney mentored the school's first All-America honorees, produced 18 all-conference players and coached 44 Commissioner's Honor Roll student-athletes.

During 2015, USF battled through some injuries and tough competition to place ninth in the American Athletic Conference. Despite finishing in the bottom half of the conference standings, the Bulls were second in the American in digs (1969), fourth in service aces (149) and fifth in kills (1508). Courtney also helped junior outside hitter Dakota Hampton earn Second-Team All-AAC honors with 3.11 kills/set and 3.54 points/set. Some of the season highlights included playing at No. 5 Nebraska and hosting No. 1 Penn State in the Sun Dome. The Bulls also tallied a four-set win at SMU, the 2015 conference Champions.

The 2011 campaign was a special one for Courtney as she eclipsed the 150-career win milestone in her coaching career (160-117 overall). The Tritons, who ranked as high as No. 21 in the AVCA Top 25 Coaches Poll, crashed the Sweet 16 of the NCAA Championships South Regional for the first time in school history and rolled to a school-best 27-5 overall record (13-3 SSC), including an upset of the nation's top-ranked team. Courtney earned Sunshine State Conference Coach of the Year honors and American Volleyball Coaches Association South Region Coach of the Year recognition. She also mentored sophomore Lindsay Biggs to AVCA All-America honors.

In 2014, the Bulls registered a sixth-place finish in a tough AAC while setting a young team up for long-term success. The Bulls played five sophomores in a 14-18 season against tough competition, exposing the young team to a new level of volleyball as Courtney continued building the program.

In 2009, Eckerd reached the second round of the NCAA Division II Tournament, finishing the year with a 20-12 record. In addition, standout senior Lydee Benoit became the first Triton ever to be named to the AVCA All-America team.

The Bulls registered their second consecutive winning season in 2013, recording a 17-15 overall mark and fourth place finish in The American. Courtney led a young USF team to a 6-3 conference road record, improving a team that won just two conference matches away from home the year before. She turned the Bulls into one of the top defensive teams in the conference, as USF led The American in blocks (519) and finished second in digs per set (16.83). She also developed 2013 conference player of the year Erin Fairs, who also won the 2012 BIG EAST Freshman of the Year award under Courtney's guidance.

Courtney led the Tritons to their first-ever NCAA Tournament appearance in 2006 after producing a 21-14 record. She followed that accomplishment up by

Courtney also made a quick program turnaround in 2012, her first season at USF. Bringing nine years of head coaching experience at the Division I and II levels and 12 years of overall coaching experience to the Bulls program, Courtney produced a 17-15 finish in 2012, five wins higher than the Bulls' previous season. She also led USF to the BIG EAST Championship semifinals after topping third seed Notre Dame in four sets. The Bulls' win over the Fighting Irish was the first in school history. Her 2012 squad found success early in the season as well, topping Cincinnati for the first time since 2003, and winning back-to-back non-conference tournaments.



COACHING STAFF

guiding Eckerd to NCAA Tournament berths in 2007 and 2008.

In 2003, Courtney received her first head coaching position at Jacksonville University, where the Dolphins went 15-15 and reached the Atlantic Sun Tournament. The then-25-year-old was the youngest Division I head coach in NCAA volleyball.

Prior to her first head coaching position, Courtney spent three years as an assistant coach at Duke and Florida State. She spent the 2002 season with the Blue Devils, serving as the program's recruiting coordinator and Director of Duke Volleyball camps. Additionally, Courtney was with the Seminoles in the 2000 and 2001 seasons, where she specialized in recruiting and scouting.

Courtney played four seasons at Florida State under legendary head coach Dr. Cecile Reynaud, where she earned a starting position as a walk-on during her sophomore year. During her playing career, Draper (formerly Dipert) helped lead the Seminoles to a pair of NCAA Tournament appearances and an Atlantic Coast Conference championship in 1998. During her senior year, Courtney was a team captain and the recipient of the Golden Nole, awarded to the team's MVP.



A native of Lisle, Ill., Courtney has been active in youth volleyball, working with Team Florida High Performance Pipeline. In the summer of 2009, she saw her squad earn a silver medal in the Youth National Division at the High Performance Championships in Fort Lauderdale. The runner-up finish was the highest of any squad in the Florida Region that year.

Courtney earned a bachelor's degree in sports management in 2000 and completed her master's degree in sports administration at Florida State in 2001. She and her husband, Mark, reside in St. Petersburg with their daughter, Logan, and son, Jack.



AS A HEAD COACH...

| YR. | SCHOOL | RECORD | POSTSEASON |
|------|--------------|--------|-------------------|
| 2003 | Jacksonville | 15-15 | |
| 2004 | Eckerd | 13-13 | |
| 2005 | Eckerd | 12-16 | |
| 2006 | Eckerd | 21-14 | NCAA Tournament |
| 2007 | Eckerd | 23-11 | NCAA Tournament |
| 2008 | Eckerd | 20-14 | NCAA Tournament |
| 2009 | Eckerd | 20-12 | NCAA Second Round |
| 2010 | Eckerd | 9-18 | |
| 2011 | Eckerd | 27-5 | NCAA Sweet 16 |
| 2012 | USF | 17-15 | |
| 2013 | USF | 17-15 | |
| 2014 | USF | 14-18 | |
| 2015 | USF | 11-21 | |

OVERALL 219-187 Five NCAA Tournament App.

AS AN ASSISTANT...

| YR. | SCHOOL | RECORD | POSTSEASON |
|------|---------------|--------|-----------------|
| 2000 | Florida State | 21-11 | |
| 2001 | Florida State | 17-12 | |
| 2002 | Duke | 24-10 | NCAA Tournament |

OVERALL 62-33 One NCAA Tournament App.

COACHING STAFF

2016 USF VOLLEYBALL



TRAVERS GREEN

ASSISTANT COACH | THIRD SEASON | FLORIDA STATE, 2008

BORN

Sept. 18, 1984
Cocoa Beach, Fla.

HOMETOWN

Orlando, Fla.
Lake Mary HS (Fla.)

EDUCATION

Florida State, 2008
B.S. Recreational and Leisure
Services Administration

FAMILY

Fiancee: Sloane Bâby

PRIOR COACHING CAREER

2011-2013 | 3 seasons
FIU Assistant Coach

2008-2011 | 4 seasons
Lake Mary (Fla.) HS Head Coach

Travers joined USF Athletics in March 2014 and is entering his third season as the volleyball team's assistant coach.

His responsibilities include the recruiting of Florida, international and junior college. Travers also oversees the team's camps, equipment, video/stats, and primarily works with the setters.

He has coached at the high school, club and college levels since 2006.

While at USF, Travers has increased the Bulls' average of 11.48 assists/set in 2014 to 12.17 the following season, fourth best in the American Athletic Conference.

Travers comes to the Bulls with strong knowledge of Florida's talent pool. He served as an assistant coach with Florida International University (2011-13) while also maintaining the role of head coach and club administrator at Orlando Volleyball Academy (2008-12). Travers has also learned from former Olympians Rita Buck-Crockett and Felix Hou.

"Travers knows all the best players in the state of Florida. He is so well-liked and well-respected within the state, and I really think he's going to help us get to the next level."

- Courtney Draper

When he is not at USF, Travers coaches Team Florida High Performance and has done so since 2013. In the summer of 2015, his squad earned a silver medal in the Youth International Division at the High Performance Championships in Des Moines, Iowa. In 2014, his team won a bronze medal in the Junior International Division.

In addition to Team Florida, Travers has also been active with the Florida region of USA volleyball. In 2014, he joined the coaching staff of the Florida Wave, a professional team in the Premier Volleyball League.

In 2016, Travers helped guide the Wave to the PVL Championship. During the four-day tournament, he was responsible for overseeing the team's defense and blocking scheme which helped the Wave win a \$10,000 prize for the championship. It was the crowning achievement for the Wave, which finished fourth in 2015 and took home the Silver Medal in 2014.

Travers was named the head coach of Lake Mary High School in 2008, where he posted a 61-23 record over four years. His teams won the conference twice and earned a district championship in 2010.

He was named Seminole Athletic Conference Coach of the Year in 2009 and 2010, and was the 2010 Male Coach of the Year while at Orlando Volleyball Academy.

An Orlando, Fla. native, Travers graduated from Florida State in 2008 with a B.S. in Recreation and Leisure Services Administration.

OUTLOOK

COACHES

PLAYERS

REVIEW

RECORDS

HISTORY

USF

MEDIA

COACHING STAFF



BENAVIA JENKINS

ASSISTANT COACH | FIRST SEASON | FLORIDA, 2003

Benavia joined USF Athletics in March 2016 and is entering her first season as the volleyball team's assistant coach.

Benavia comes to USF from Coastal Carolina, where she was also an assistant coach. In 2015, Benavia guided the Chanticleers to the ninth-best hitting percentage in the county (.287). She was also instrumental in working with Eszter Nagy, whose .417 hitting percentage was 12th in the nation, and Annayka Legros, who placed 55th in the country with a .364 hitting percentage.

Prior to Coastal Carolina, Benavia was an assistant coach at Santa Fe College in Gainesville, Fla. In 2014, she led the Saints to a 31-7 season in their first year of competition and co-champions of the Mid-Florida Conference.

Benavia was also the head coach of Lincoln Park Academy (2010-12) and founder of the A-Vaneb Volleyball Academy in Fort Pierce, Fla.

As a player, Benavia piloted the Florida Gators to four Southeastern Conference Championships (2000-03), and was twice selected as an All-American (2002, 03). She notably played on four NCAA Tournament teams, two Final Four squads and appeared in the national championship (2003). Benavia set the school record for blocks (601) and was the first Gator to post 1,000 kills and 600 blocks.

"I believe that she is really going to take our attackers to the next level. Being a Florida native and having such a high profile playing career, Benavia will make a big splash in the recruiting scene as well. I think that she is the perfect fit for our growing program."

- Courtney Draper

Additionally, she played professional volleyball from 2005-2014. After graduating from Florida in 2004, Benavia competed professionally for teams in Spain (2005-06, 08-10), Austria (06-07), Turkey (07-08), Switzerland (12-14) and Florida (12-14). Her accomplishments include winning the Austria Cup with Vienna (06-07), being a Swiss Cup Finalist for Koniz (2007), and finishing in the top 10 in Spain for blocking and attacking (09-10).

BORN

Oct. 2, 1980
Fort Pierce, Fla.

HOMETOWN

Fort Pierce, Fla.
John Carroll HS (Fla.)

EDUCATION

Florida, 2003
B.S. - Family Youth and
Community Sciences

PRIOR COACHING CAREER

2015 | 1 season
Coastal Carolina, Assistant Coach

2014 | 1 season
Santa Fe College, Assistant Coach

RETURNING PLAYERS



3 DENISE BELCHER

OH | 6-0 | Senior

Apopka, Fla. | Florida | Apopka HS (Fla.)

Major: Communication

AS A JUNIOR (2015): Appeared in 28 matches and 89 sets... Totaled 251 kills and averaged a .201 hitting percentage, both second on the team, with 271.5 points, third best on the Bulls' statsheet... Recorded double-figure digs in 11 matches... Set career-high with 20 kills, posting a .447 hitting percentage in the Missouri match (9/5)... Followed that performance up with another 19 kills against Georgia Tech (9/11)... Tallied 13 kills and a career-best .524 hitting percentage in the three set win at East Carolina (10/25)... Notched 17 kills in the four set, road upset at SMU, the 2015 American Athletic Conference champion (11/25).

AS A SOPHOMORE AT FLORIDA (2014): Appeared in four matches and seven sets ... Totaled four kills on 15 attempts, and added four blocks... Tallied a season-high of two kills and two blocks in the Marquette match (9/19).

AS A FRESHMAN AT FLORIDA (2013): Appeared in seven matches and eight sets ... Totaled nine kills on 20 swings with just three errors for a .300 clip, tallying one block solo and one block assists for 2.0 blocks... Began her collegiate career with four kills and no errors in the three set, season-opening win over New Orleans (8/30)... Registered one block each against LIU-Brooklyn (8/30) and against Jacksonville in the 2013 NCAA Tournament First Round (12/5).

HIGH SCHOOL: Attended Apopka High School in Apopka, Fla. ... Played for the Orlando Volleyball Academy, whose alumni include Erin Fleming, Callie Rivers, Madison Monserez and Sherri Williams... Amassed 1,386 kills, 789 digs, 155 blocks and 163 aces and was the third-ranked player on Bright House Sports Network's Top 20 H.S. Volleyball Player Countdown as a senior... Her OVA 17 Asics club team won the AAU National Championship in 2012... No. 5 outside hitter in the state of Florida as a senior, hitting .319 with 313 kills on the year... Transitioned in high school from middle hitter to a six-rotation outside hitter... Named the Florida 8A Break out Female Player of the Year and the Florida 8A Player of the Year in 2011, as well as the MaxPreps/AVCA High School Player of the Week in 2012... Ranked No. 49 on PrepVolleyball's Senior Aces list... Landed on the Frosh 59 list in 2009.

PERSONAL: Born Denise LeAnn Belcher on July 10, 1995 in Fort Knox, N.Y. ... Daughter of Kathy and Dennis Belcher.

CAREER HIGHS

| | |
|-------------------|----------------------------|
| Kills | 20, Missouri (9/5/15) |
| Attacks | 50, Houston (10/2/15) |
| Attack percentage | .524, at ECU (10/25/15) |
| Serve aces | 2, 2x, last, UCF (11/4/15) |
| Digs | 4, 2x, last, ECU (11/6/15) |
| Blocks | 5, Cincinnati (11/20/15) |
| Block Assist | 5, Cincinnati (11/20/15) |

DENISE BELCHER CAREER STATISTICS (AT USF)

| Season | sp-mp | k | k/s | e | ta | pct | a | a/s | ta | ast% | sa | sa/s | se | ta | srv% |
|--------|-------|-----|------|-----|-----|------|---|------|----|------|----|------|----|----|------|
| 2015 | 89-28 | 251 | 2.82 | 114 | 682 | .201 | 6 | 0.07 | - | - | 7 | 0.08 | 13 | - | - |
| TOTAL | 89-28 | 251 | 2.82 | 114 | 682 | .201 | 6 | 0.07 | - | - | 7 | 0.08 | 13 | - | - |

| Season | dig | d/s | re | ta | rec% | bs | ba | tb | b/s | be | bhe | points | pts/s |
|--------|-----|------|----|----|------|----|----|----|------|----|-----|--------|-------|
| 2015 | 41 | 0.46 | 8 | - | - | 3 | 21 | 24 | 0.27 | 6 | 2 | 271.5 | 3.04 |
| TOTAL | 41 | 0.46 | 8 | - | - | 3 | 21 | 24 | 0.27 | 6 | 2 | 271.5 | 3.04 |

RETURNING PLAYERS



11 DAKOTA HAMPTON

OH | 6-0 | Senior

Orland Park, Ill. | Carl Sandburg HS (Ill.)

Major: Communication

2015 Second Team All-AAC
2015 Weekly AAC Honor Roll (Nov. 23)

AS A JUNIOR (2015): Appeared in 32 matches and 110 sets... Totaled team-highs of 342 kills, 3.11 kills/set, 29 service aces and 389.5 points while also posting 347 digs, second most, and a .188 hitting percentage, fourth highest... Ranked eighth in The American in service aces/set (0.26) and ninth in kills/set (3.11)... Placed fourth in conference play in service aces/set (0.29) and eighth in kills/set (3.14)... Recorded team-high 17 double-doubles... Tallied 10+ digs in 23 matches and double digit kills in 20 matches... Posted 12 straight double-doubles (10/4 - 11/6)... Recorded 18 kills, 10 digs and a personal best six assists in the five set win over Tulane (10/4)... Logged 13 kills, 13 digs and a career-best five service aces in 3-1 win at Memphis (10/9)... Set career-highs with 21 kills, a .463 hitting percentage and five blocks in four set win over Memphis (11/22)... Fueled USF with 15 kills and 20 digs in the 3-1 upset win at SMU, The American's regular season champion (11/25).

AS A SOPHOMORE (2014): Saw time in 30 matches and 112 sets... Compiled 226 kills and 285 digs, both second-highest on the team... Posted six double-doubles throughout the season... Tallied a career-high 16 kills in the USF Invitational against Buffalo (9/6)... Recorded four service aces in the Active Ankle Challenge at Auburn (9/13)... Posted a career-high 21 digs against Houston (10/26).

AS A FRESHMAN (2013): Appeared in all 32 matches and 119 sets... Totaled 168 kills and 349 digs... Registered five double-doubles... Tallied 10+ kills in 19 matches and double-digit kills in five matches... Recorded a then career-high 20 digs against UConn (10/6)... Set a career-high with 11 kills at Houston (10/20).

HIGH SCHOOL: Started three years as an outside hitter at Carl Sandburg High School in Orland Park, Ill. ... Earned all-state recognition from the Chicago Sun Times and Champaign Gazette... Named to all-area team by the Southtown Star twice... Posted 855 career kills, including 355 kills, 250 digs and 60 blocks during her senior year... Played for Sports Performance and First Alliance club volleyball programs.

PERSONAL: Born Dakota Diane Hampton on June 21, 1995 in Orland Park, Ill. ... Daughter of Dan Hampton and Julie Craig... Has one younger brother, Daniel... Father, Dan, played 12 years in the NFL for the Chicago Bears.

CAREER HIGHS

| | |
|-------------------|------------------------------------|
| Kills | 21, Memphis (11/22/15) |
| Attacks | 57, SMU (10/18/15) |
| Attack percentage | .463, Memphis (11/22/15) |
| Assists | 6, Tulane (10/4/15) |
| Serve aces | 5, at Memphis (10/9/15) |
| Digs | 21, Houston (10/26/14) |
| Blocks | 5, Memphis (11/22/15) |
| Block solo | 2, 2x, last, Memphis (11/22/15) |
| Block assist | 4, 2x, last, at Houston (10/20/13) |

DAKOTA HAMPTON CAREER STATISTICS

| Season | sp-mp | k | k/s | e | ta | pct | a | a/s | ta | ast% | sa | sa/s | se | ta | srv% |
|--------|--------|-----|------|-----|------|------|----|------|----|------|----|------|----|----|------|
| 2013 | 119-32 | 168 | 1.41 | 71 | 713 | .136 | 7 | 0.06 | - | - | 17 | 0.14 | 10 | - | - |
| 2014 | 112-30 | 226 | 2.02 | 82 | 891 | .162 | 9 | 0.08 | - | - | 25 | 0.22 | 20 | - | - |
| 2015 | 110-32 | 342 | 3.11 | 112 | 1222 | .188 | 48 | 0.44 | - | - | 29 | 0.26 | 24 | - | - |
| TOTAL | 341-94 | 736 | 2.16 | 265 | 2826 | .167 | 64 | 0.19 | - | - | 71 | 0.21 | 54 | - | - |

| Season | dig | d/s | re | ta | rec% | bs | ba | tb | b/s | be | bhe | points | pts/s |
|--------|-----|------|----|----|------|----|----|-----|------|----|-----|--------|-------|
| 2013 | 349 | 2.93 | 41 | - | - | 0 | 46 | 46 | 0.39 | 5 | 0 | 208.0 | 1.75 |
| 2014 | 285 | 2.54 | 30 | - | - | 1 | 26 | 27 | 0.24 | 7 | 1 | 265.0 | 2.37 |
| 2015 | 347 | 3.15 | 19 | - | - | 8 | 21 | 29 | 0.26 | 8 | 4 | 389.5 | 3.54 |
| TOTAL | 981 | 2.88 | 90 | - | - | 9 | 93 | 102 | 0.30 | 20 | 5 | 862.5 | 2.53 |

RETURNING PLAYERS



16 ALEXIS HEIDELBERG

RS/OH | 5-9 | Senior

Winter Garden, Fla. | West Orange HS (Fla.)

Major: Communication

2014 "Most Improved" Academically at Mortar Board Premier

AS A JUNIOR (2015): Appeared in 23 matches and 61 sets... Totaled 119 kills, and 142 digs... Recorded 10+ kills in five matches and double-digit digs in 10 other matches... Tied career-best with three service aces in the three set win over Alabama A&M (8/28)... Posted 11 kills and a .769 hitting percentage (11-1-13) in the 3-0 win against North Florida (8/29)... Followed that up with another 10 kills later that evening at FIU (8/29)... Posted only double-double of the season with 12 kills, one shy of her career-high, and 21 digs, a career best, in the four set win at Memphis (10/9).

AS A SOPHOMORE (2014): Saw time in 22 matches and 72 sets... Compiled 97 kills and 77 digs... Posted a career-high four blocks on two occasions, at Purdue in the Mortar Board Premier (8/29) and against Winthrop in the Active Ankle Challenge (9/12)... Named "Most Improved" Academically at Mortar Board Premier... Recorded double-digit kills on two occasions including a career-high against Auburn in the Active Ankle Challenge (9/13)... Tallied three service aces, a career-high, at UConn (11/9)

AS A FRESHMAN (2013): Appeared in 15 matches and 35 sets... Totaled 22 kills and 33 digs... Recorded eight kills and 13 digs, all career bests, in a four set win at Temple (11/27).

HIGH SCHOOL: Attended West Orange High School in Winter Garden, Fla. ... Played volleyball, starting at three different positions (OH, RS, MB) over four years and played basketball for two years... Collected 301 kills as a junior, and was the team's leading blocker as a freshman and sophomore... Named Team MVP during her sophomore and junior seasons, and was a team captain in 2011 and 2012... Played club volleyball for Top Select Volleyball Academy, helping her team qualify for Nationals as a senior.

PERSONAL: Born Alexis Alexandria Heidelberg on June 8, 1995 in Winter Garden, Fla. ... Daughter of Alex and Arnetta... Has one brother, Ivy, and two sisters, Brandi and Makala.

CAREER HIGHS

| | |
|-------------------|---------------------------------------|
| Kills | 13, at Auburn (9/13/14) |
| Attacks | 35, 2x, last, at Memphis (10/9/15) |
| Attack percentage | .286, at Houston (11/21/14) |
| Assists | 2, 2x, last, at Houston (11/21/14) |
| Serve aces | 3, 2x, last, at UConn (11/9/14) |
| Digs | 21, at Memphis (10/9/15) |
| Blocks | 4, 3x, last, at Cincinnati (10/11/15) |
| Block assist | 4, at Purdue (8/29/14) |

ALEXIS HEIDELBERG CAREER STATISTICS

| Season | sp-mp | k | k/s | e | ta | pct | a | a/s | ta | ast% | sa | sa/s | se | ta | srv% |
|--------|--------|-----|------|-----|-----|------|----|------|----|------|----|------|----|----|------|
| 2013 | 35-15 | 22 | 0.63 | 16 | 90 | .067 | 1 | 0.03 | - | - | 4 | 0.11 | 1 | - | - |
| 2014 | 72-22 | 97 | 1.35 | 55 | 334 | .126 | 6 | 0.08 | - | - | 6 | 0.08 | 7 | - | - |
| 2015 | 61-23 | 119 | 1.95 | 58 | 343 | .178 | 6 | 0.10 | - | - | 13 | 0.21 | 17 | - | - |
| TOTAL | 168-60 | 238 | 1.42 | 129 | 767 | .142 | 13 | 0.08 | - | - | 23 | 0.14 | 25 | - | - |

| Season | dig | d/s | re | ta | rec% | bs | ba | tb | b/s | be | bhe | points | pts/s |
|--------|-----|------|----|----|------|----|----|----|------|----|-----|--------|-------|
| 2013 | 33 | 0.94 | 8 | - | - | 1 | 7 | 8 | 0.23 | 1 | 2 | 30.5 | 0.86 |
| 2014 | 77 | 1.07 | 3 | - | - | 1 | 27 | 28 | 0.39 | 4 | 1 | 117.5 | 1.62 |
| 2015 | 142 | 2.33 | 19 | - | - | 4 | 20 | 24 | 0.39 | 2 | 0 | 146.0 | 2.39 |
| TOTAL | 252 | 1.50 | 30 | - | - | 6 | 54 | 60 | 0.36 | 7 | 3 | 294.0 | 1.75 |

RETURNING PLAYERS



15 ELYSE PANICK

RS | 6-2 | Senior

Chicago, Ill. | Marshall | Marist HS (Ill.)

Major: Communication

2015 The American Weekly Honor Roll (Oct. 5)

2014 Saluki Invite All-Tournament Team

2013 Michigan Invitational All-Tournament Team

AS A JUNIOR (2015): Appeared in 23 matches and 68 sets... Totaled 106 kills and 86 digs... Tallied 10+ kills in three matches and double-digit digs in three more matches... Posted career-high of 18 digs in back-to-back matches during a four set win over UConn (9/27), and against Houston (10/2)... Also reached personal best with three service aces against Houston (10/2)... Set career-best with 18 kills in five set win over Tulane (10/4).

AS A SOPHOMORE AT MARSHALL (2014): Saw time in all 32 of the team's matches and 120 sets... Compiled 271 kills, 302 digs, 54 blocks and 28 service aces... Recorded seven double-double matches... Fell a kill shy of her career-high twice, posting 15 kills against both Butler (9/6) and Middle Tennessee (11/2)... Posted a .357 hitting percentage with 11 kills and 15 digs vs. Rice (11/3).

AS A FRESHMAN AT MARSHALL (2013): Appeared in all of the team's 32 matches and 111 sets... Totaled 218 kills, 72 blocks, second on the team, and 19 service aces... Tallied 10+ kills in nine matches... Recorded first collegiate double-double with 11 kills and 15 digs vs. Eastern Kentucky (9/2)... Set a career-high with 16 kills against Maryland (9/21)... Provided four solo blocks during the last match of the year vs. Middle Tennessee (11/15).

HIGH SCHOOL: Attended Marist High School in Chicago, Ill. ... Tallied 183 kills, 65 blocks, 278 digs, and 21 service aces during her senior season... Named to the 2012-13 Under Armour High School all-american Watch List... An AAU All-American selection at the 2012 17-under national championships... Competed for 1st Alliance Volleyball club... An all-conference selection... Helped her high school team to a fourth place finish at the 2011 Illinois 4A state tournament and a win at the East Suburban Catholic Conference Championships in her junior and senior years.

PERSONAL: Born Elyse Marie Panick on Oct. 28, 1994 in Chicago, Ill. ... Daughter of Brian and Mary... Has one older brother, Eric, and one younger brother, Brett.

CAREER HIGHS

| | |
|-------------------|--------------------------------|
| Kills | 18, Tulane (10/4/15) |
| Attacks | 33, at Memphis (10/9/15) |
| Attack percentage | .630, Tulane (10/4/15) |
| Serve aces | 3, Houston (10/2/15) |
| Digs | 18.2x, last, Houston (10/2/15) |
| Blocks | 4, Alabama A&M (8/28/15) |
| Block solo | 2, Alabama A&M (8/25/15) |
| Block assist | 3, at UCF (10/21/15) |

ELYSE PANICK CAREER STATISTICS (AT USF)

| Season | sp-mp | k | k/s | e | ta | pct | a | a/s | ta | ast% | sa | sa/s | se | ta | srv% |
|--------|-------|-----|------|----|-----|------|---|------|----|------|----|------|----|----|------|
| 2015 | 68-23 | 106 | 1.56 | 53 | 324 | .164 | 8 | 0.12 | - | - | 6 | 0.09 | 14 | - | - |
| TOTAL | 68-23 | 106 | 1.56 | 53 | 324 | .164 | 8 | 0.12 | - | - | 6 | 0.09 | 14 | - | - |

| Season | dig | d/s | re | ta | rec% | bs | ba | tb | b/s | be | bhe | points | pts/s |
|--------|-----|------|----|----|------|----|----|----|------|----|-----|--------|-------|
| 2015 | 86 | 1.26 | 13 | - | - | 2 | 25 | 27 | 0.40 | 4 | 0 | 126.5 | 1.85 |
| TOTAL | 86 | 1.26 | 13 | - | - | 2 | 25 | 27 | 0.40 | 4 | 0 | 126.5 | 1.85 |

RETURNING PLAYERS



4 AMY VAN SANT

DS | 5-7 | Senior
 Atlanta, Ga. | Lakeside HS (Ga.)

Major: Mass Communications

2013 Wildcat Classic All-Tournament Team
2013 AAC Weekly Honor Roll (Oct. 28)

AS A JUNIOR (2015): Appeared in 16 matches and 28 sets... Totaled eight assists and 30 digs... Recorded multiple digs in eight matches and multiple assists in three matches... Made season-debut with season-best four digs in the three set win over Alabama A&M (8/28)... Matched season-high of four digs in 3-0 win against FAMU (9/20).

AS A SOPHOMORE (2014): Saw time in 28 matches and 87 sets... Compiled 240 digs, 58 assists, and 15 service aces... Set a new career-high with 25 digs during the Pitt Panther Invitational against Delaware (9/20)... Tallied a season-high three aces against UCF (10/8) and Tulane (10/24).

AS A FRESHMAN (2013): Appeared in all 32 matches and 117 sets... Totaled 466 digs, 97 assists, and 15 service aces... Posted 10 or more digs in 30 matches, and grabbed at least 15 digs on 14 different occasions... Named to the All-Tournament Team at the Wildcat Classic, averaging 3.42 digs/set (9/20)... Collected a career-best 24 digs at Cincinnati (10/13) and against Cincinnati (11/15)... Earned American Athletic Conference weekly honor roll mention once (10/28).

HIGH SCHOOL: Attended Lakeside High School in Atlanta, Ga., for three years... Served as a libero for three years and setter for one year... Grabbed 1,746 career digs despite filling the starting setter position as a senior... Earned her team's Best Defensive Player Award three times and Team MVP once... Nominated to the All-Area Team twice... Led the state in digs per set in 2009 and 2011, averaging 6.6 digs per set in each season... Played for the A5 Mizuno Volleyball Club for five years.

PERSONAL: Born Amy Frances Van Sant on Dec. 31, 1994 in Atlanta, Ga. ... Daughter of Stan and Kelly Van Sant ... Has one older brother, Will... Uncle Tim Van Sant broke on to the PGA Tour in 1985, and still plays on the Tour.

CAREER HIGHS

| | |
|------------|--------------------------------|
| Kills | 1, at Auburn (9/13/14) |
| Assists | 7, 2x, at Rutgers (11/10/13) |
| Serve aces | 3, 2x, last, Tulane (10/24/14) |
| Digs | 25, Delaware (9/20/14) |

AMY VAN SANT CAREER STATISTICS

| Season | sp-mp | k | k/s | e | ta | pct | a | a/s | ta | ast% | sa | sa/s | se | ta | srv% |
|--------|--------|---|------|---|----|-------|-----|------|----|------|----|------|----|----|------|
| 2013 | 117-32 | 0 | 0.00 | 1 | 3 | -.333 | 97 | 0.83 | - | - | 15 | 0.13 | 24 | - | - |
| 2014 | 100-32 | 1 | 0.01 | 0 | 1 | 1.000 | 62 | 0.62 | - | - | 17 | 0.17 | 9 | - | - |
| 2015 | 28-16 | 0 | 0.00 | 0 | 0 | .000 | 8 | 0.29 | - | - | 0 | 0.00 | 4 | - | - |
| TOTAL | 245-80 | 1 | 0.00 | 1 | 4 | .000 | 167 | 0.68 | - | - | 32 | 0.13 | 37 | - | - |

| Season | dig | d/s | re | ta | rec% | bs | ba | tb | b/s | be | bhe | points | pts/s |
|--------|-----|------|----|----|------|----|----|----|------|----|-----|--------|-------|
| 2013 | 466 | 3.98 | 30 | - | - | 0 | 0 | 0 | 0.00 | 0 | 2 | 15.0 | 0.13 |
| 2014 | 256 | 2.56 | 23 | - | - | 0 | 0 | 0 | 0.00 | 0 | 0 | 18.0 | 0.18 |
| 2015 | 30 | 1.07 | 2 | - | - | 0 | 0 | 0 | 0.00 | 0 | 0 | 0.0 | 0.00 |
| TOTAL | 752 | 3.07 | 55 | - | - | 0 | 0 | 0 | 0.00 | 0 | 2 | 33.0 | 0.13 |

RETURNING PLAYERS



23 PRISCILLA EHIEZE

RS/OH | 5-10 | Junior

Houston, Texas | Cinco Ranch HS (Texas)

Major: Health Science

AS A SOPHOMORE (2015): Appeared in 27 matches and 71 sets... Totaled 126 kills, 32 digs and 23 blocks... Reached double-figures with 11 kills, one shy of her career high against SMU (10/18)... Set career-highs with six digs and four blocks in four set win at Houston (11/1)... Contributed six kills in the four set, road upset win at SMU, The American champions (11/25).

AS A FRESHMAN (2014): Saw time in 24 matches and 63 sets... Compiled 99 kills, 19 blocks and 12 digs... Notched double-digit kills on four occasions... Tallied three kills with one block in her collegiate debut in the USF Invitational vs. South Carolina St. (9/7)... Recorded a career-high 12 kills with four blocks against Houston (10/26)... Posted four blocks at Houston (11/21).

HIGH SCHOOL: Attended Cinco Ranch High School... Participated four consecutive years under volleyball coach Danielle Wells and four years in track and field ... Collected 201 kills and 112 blocks in 2013... Named to All-District 19-5A First Team in 2011 and 2013, and to the second team in 2012... Earned academic All-District 19-5A honors four times, and was an honor roll student ... Played for the Southwest Juniors Volleyball Club.

PERSONAL: Born Priscilla Adanma Ehieze on Jan. 10, 1997 in Houston, Texas... Daughter of Innocent and Victoria... Has an older brother, David, and a younger sister, Laura.

CAREER HIGHS

| | |
|-------------------|-----------------------------------|
| Kills | 12, Houston (10/26/14) |
| Attacks | 31, East Carolina (11/2/14) |
| Attack percentage | .524, Houston (10/26/14) |
| Digs | 6, at Houston (11/1/15) |
| Blocks | 4, 3x, last, at Houston (11/1/15) |
| Block solo | 1, 3x, last, at Houston (11/1/15) |
| Block assist | 4, Houston (10/26/14) |

PRISCILLA EHIEZE CAREER STATISTICS

| Season | sp-mp | k | k/s | e | ta | pct | a | a/s | ta | ast% | sa | sa/s | se | ta | srv% |
|--------|--------|-----|------|-----|-----|------|---|------|----|------|----|------|----|----|------|
| 2014 | 63-24 | 99 | 1.57 | 60 | 266 | .147 | 0 | 0.00 | - | - | 0 | 0.00 | 0 | - | - |
| 2015 | 71-27 | 126 | 1.77 | 83 | 355 | .121 | 0 | 0.00 | - | - | 0 | 0.00 | 0 | - | - |
| TOTAL | 134-51 | 225 | 1.68 | 143 | 621 | .132 | 0 | 0.00 | - | - | 0 | 0.00 | 0 | - | - |

| Season | dig | d/s | re | ta | rec% | bs | ba | tb | b/s | be | bhe | points | pts/s |
|--------|-----|------|----|----|------|----|----|----|------|----|-----|--------|-------|
| 2014 | 12 | 0.19 | 0 | - | - | 1 | 18 | 19 | 0.30 | 5 | 1 | 109.0 | 1.73 |
| 2015 | 23 | 0.32 | 1 | - | - | 2 | 30 | 32 | 0.45 | 7 | 1 | 143.0 | 2.01 |
| TOTAL | 35 | 0.26 | 1 | - | - | 3 | 48 | 51 | 0.38 | 12 | 2 | 252.0 | 1.88 |

RETURNING PLAYERS

2016 USF VOLLEYBALL



5 ADYSON GOODNIGHT

RS/OH | 5-11 | Junior

Papillion, Neb. | Papillion La Vista South HS (Neb.)

Major: Communication

AS A SOPHOMORE (2015): Appeared in 23 matches and 50 sets... Totaled 81 kills and a .207 hitting percentage... Posted season-high 11 kills with a .688 hitting percentage in the three set win over FAMU (9/20)... Added another nine kills in the three set, road win at East Carolina (11/6)... Established career-best with six digs in the three set, upset road win at SMU, the American's regular season champion (11/25).

AS A FRESHMAN (2014): Saw time in 22 matches and 60 sets... Compiled 74 kills, a .156 hitting percentage, and 29 block solos... Made collegiate debut recording her first kill in the Mortar Board Premier against LSU (Aug. 29)... Posted a career-best 13 kills in the Pitt Panther Challenger against Delaware (Sept. 20).

HIGH SCHOOL: Attended Papillion La Vista High School... Won a Nebraska State Championship along with a national high school title in 2013... Led the state with 61 service aces, and earned all-state honorable mention... Played for River City Juniors AAU, finishing fifth in the country.

PERSONAL: Born Adyson Rae Goodnight on March 2, 1996 in Grand Island, Neb. ... Daughter of Kirk and Stacey Goodnight ... Has one sister, Sydney.

CAREER HIGHS

| | |
|-------------------|----------------------------------|
| Kills | 13, Delaware (9/20/14) |
| Attacks | 28, Delaware (9/20/14) |
| Attack percentage | .321, Delaware (9/20/14) |
| Assists | 2, at Temple (11/15/15) |
| Serve aces | 1, 2x, last, at Temple (11/7/14) |
| Digs | 6, at SMU (11/25/15) |
| Blocks | 6, at Tulsa (9/26/14) |
| Block solo | 1, Arkansas State (9/4/15) |
| Block assist | 6, at Tulsa (9/26/14) |

ADYSON GOODNIGHT CAREER STATISTICS

| Season | sp-mp | k | k/s | e | ta | pct | a | a/s | ta | ast% | sa | sa/s | se | ta | srv% |
|--------|--------|-----|------|----|-----|------|---|------|----|------|----|------|----|----|------|
| 2014 | 60-22 | 74 | 1.23 | 39 | 225 | .156 | 3 | 0.05 | - | - | 2 | 0.03 | 1 | - | - |
| 2015 | 50-23 | 81 | 1.62 | 31 | 242 | .207 | 4 | 0.08 | - | - | 0 | 0.00 | 4 | - | - |
| TOTAL | 110-45 | 155 | 1.41 | 70 | 467 | .182 | 7 | 0.06 | - | - | 2 | 0.02 | 5 | - | - |

| Season | dig | d/s | re | ta | rec% | bs | ba | tb | b/s | be | bhe | points | pts/s |
|--------|-----|------|----|----|------|----|----|----|------|----|-----|--------|-------|
| 2014 | 11 | 0.18 | 3 | - | - | 0 | 29 | 29 | 0.48 | 3 | 0 | 90.5 | 1.50 |
| 2015 | 23 | 0.46 | 2 | - | - | 1 | 26 | 27 | 0.54 | 3 | 0 | 95.0 | 1.90 |
| TOTAL | 34 | 0.31 | 5 | - | - | 1 | 55 | 56 | 0.51 | 6 | 0 | 185.5 | 1.68 |

RETURNING PLAYERS



6 JOLI HOLLAND

MB | 5-11 | Junior

Dublin, Calif. | Dublin HS (Calif.)

Major: Health Sciences

2014 USF Invitational All-Tournament Team

AS A SOPHOMORE (2015): Only Bull to appear in all 32 matches and all 116 sets... Totaled a .333 hitting percentage, a team-high, with 217 kills, 24 service aces, 91 blocks and 292.5 points, all second most on the team... Ranked fourth in the AAC in hitting percentage (.333)... Placed fourth in conference play in hitting percentage (.331)... Posted five double-digit kill totals... Recorded career-best .476 hitting percentage with 11 kills against Georgia Tech (9/11)... Set career-high with 12 kills in the four set win over UConn (9/27)... Posted career-bests with three assists and nine blocks in the five set road win at Houston (11/1).

AS A FRESHMAN (2014): Saw time in 26 matches and 97 sets... Compiled 120 kills with a .228 hitting percentage, 74 total blocks, and 15 service aces... Made collegiate debut with two kills and two digs at No. 8 Purdue (8/29)... Tallied a career-high nine kills in the USF Invitational vs. Buffalo (9/5) ...Notched five service aces against Cincinnati (11/28).

HIGH SCHOOL: Attended Dublin High School in Dublin Calif., under Andrea Ramirez... Played three years of volleyball... Named to second team All-DFAC in 2013, and played for the Vision Volleyball Club on the 18-Gold team... Collected District 24 AAA Offensive Player of the Year, second-team all-district and First-Team All-Sun honors in 2011..... Earned multiple academic awards as a member of the principal's honor roll and the National Honor Society.

PERSONAL: Born Joli Raechelle Holland on Aug. 26, 1996 in Houston, Texas... Daughter of Johnny and Faith Holland... Father, Johnny, played football for the Green Bay Packers (1987-94) and is currently a coach of the Cleveland Browns.

CAREER HIGHS

| | |
|-------------------|--------------------------------------|
| Kills | 12, UConn (9/27/15) |
| Attacks | 25, Houston (10/2/15) |
| Attack percentage | .476, Georgia Tech (9/11/15) |
| Assists | 3, at Houston (11/1/15) |
| Serve aces | 5, Cincinnati (11/28/14) |
| Digs | 6, LSU (9/29/14) |
| Blocks | 9, at Houston (11/1/15) |
| Block solo | 3, 2x, last, East Carolina (11/6/15) |
| Block assist | 9, at Houston (11/1/15) |

JOLI HOLLAND CAREER STATISTICS

| Season | sp-mp | k | k/s | e | ta | pct | a | a/s | ta | ast% | sa | sa/s | se | ta | srv% |
|--------|--------|-----|------|-----|-----|------|----|------|----|------|----|------|----|----|------|
| 2014 | 97-26 | 120 | 1.24 | 53 | 294 | .228 | 9 | 0.09 | - | - | 15 | 0.15 | 34 | - | - |
| 2015 | 116-32 | 217 | 1.87 | 67 | 450 | .333 | 17 | 0.15 | - | - | 24 | 0.21 | 50 | - | - |
| TOTAL | 213-58 | 337 | 1.58 | 120 | 744 | .292 | 26 | 0.12 | - | - | 39 | 0.18 | 84 | - | - |

| Season | dig | d/s | re | ta | rec% | bs | ba | tb | b/s | be | bhe | points | pts/s |
|--------|-----|------|----|----|------|----|-----|-----|------|----|-----|--------|-------|
| 2014 | 38 | 0.39 | 2 | - | - | 6 | 68 | 74 | 0.76 | 19 | 4 | 175.0 | 1.80 |
| 2015 | 59 | 0.51 | 4 | - | - | 12 | 79 | 91 | 0.78 | 28 | 3 | 292.5 | 2.52 |
| TOTAL | 97 | 0.46 | 6 | - | - | 18 | 147 | 165 | 0.77 | 47 | 7 | 467.5 | 2.19 |

RETURNING PLAYERS

2016 USF VOLLEYBALL



19 ALEX MENDOZA

S | 5-11 | Junior

Minneola, Fla. | Lake Minneola HS (Fla.)

Major: Industrial Engineering

AS A SOPHOMORE (2015): Appeared in 26 matches and 81 sets... Totaled 364 assists, second most on the team, and 103 digs... Recorded three double-doubles... Tallied double digit assists in 21 matches... Posted streak of 10 consecutive matches with 10+ assists (8/29 – 9/20)... Logged another stretch of nine straight matches with over 10 assists (10/2 – 10/30)... Reached season-high of 25 assists against Missouri (9/5)... Double-double of 17 kills and 10 digs propelled the Bulls to a four set win at Memphis (10/9)... Tallied 24 kills and 10 digs for another double-double against SMU (10/18)... Final double-double of the season was an 18 kill, 10 dig performance in the three set road sweep at East Carolina (10/25).

AS A FRESHMAN (2014): Saw time in 31 matches and 107 sets... Compiled team-high 609 assists, 158 digs and 26 service aces... Made collegiate debut with six digs and 12 assists in the Mortar Board Premier at Purdue (8/29)... Tallied 11 digs and 23 assists for her first collegiate double-double against Tulane (10/5)... Notched three service aces on two occasions against Tulane (10/24) and at Houston (11/21)... Posted a second double-double with 10 digs and 27 assists against SMU (11/14)... Recorded a career-high 49 assists at Tulane (11/23).

HIGH SCHOOL: Attended Lake Minneola High School... Played four years of tennis and four years of volleyball under coach Amanda Cook... Earned county honors three times, and was named Brighthouse's County Player of the Year in 2013... Recorded 603 assists, 201 digs, 103 kills, 45 aces and 15 blocks as a senior at Lake Minneola... Graduated Summa Cum Laude and was a member of the National Honor Society... Played five years of club volleyball at Top Select Volleyball Academy, winning the Mideast Qualifier in the 15-and-under bracket.

PERSONAL: Born Alexandra Hannah Mendoza on Jan. 31, 1996 in Clermont, Fla. ... Daughter of Manny and Rebecca Mendoza ... Has one younger brother, Drew.

CAREER HIGHS

| | |
|--------------|-----------------------------------|
| Kills | 3,4x, last, at Nebraska (9/12/15) |
| Attacks | 13, at Tulane (11/23/14) |
| Assists | 49, at Tulane (11/23/14) |
| Serve aces | 3,2x, last, at Houston (11/21/14) |
| Digs | 11, TU (10/5/14) |
| Blocks | 2, 4x, last, Missouri (9/5/15) |
| Block assist | 2,4x, last, Missouri (9/5/15) |

ALEX MENDOZA CAREER STATISTICS

| Season | sp-mp | k | k/s | e | ta | pct | a | a/s | ta | ast% | sa | sa/s | se | ta | srv% |
|--------|--------|----|------|----|----|------|-----|------|----|------|----|------|----|----|------|
| 2014 | 107-31 | 16 | 0.15 | 11 | 45 | .111 | 609 | 5.69 | - | - | 26 | 0.24 | 36 | - | - |
| 2015 | 81-26 | 13 | 0.16 | 5 | 50 | .160 | 364 | 4.49 | - | - | 9 | 0.11 | 12 | - | - |
| TOTAL | 188-57 | 29 | 0.15 | 16 | 95 | .137 | 973 | 5.18 | - | - | 35 | 0.19 | 48 | - | - |

| Season | dig | d/s | re | ta | rec% | bs | ba | tb | b/s | be | bhe | points | pts/s |
|--------|-----|------|----|----|------|----|----|----|------|----|-----|--------|-------|
| 2014 | 158 | 1.48 | 1 | - | - | 0 | 6 | 6 | 0.06 | 0 | 18 | 45.0 | 0.42 |
| 2015 | 103 | 1.27 | 0 | - | - | 0 | 5 | 5 | 0.06 | 2 | 11 | 24.5 | 0.30 |
| TOTAL | 261 | 1.39 | 1 | - | - | 0 | 11 | 11 | 0.06 | 2 | 29 | 69.5 | 0.37 |

RETURNING PLAYERS



1 CLARA PAYNE

MB | 6-2 | Redshirt Sophomore

Osteen, Fla. | Virginia Tech | Pine Ridge HS (Fla.)

Major: Health Sciences

AS A REDSHIRT FRESHMAN (2015): Appeared in 29 matches and 94 sets...Led the team in block solos (26) and total blocks (93), second in block assists (67), fourth in kills (138) and fifth in service aces (16)...Ranked seventh in The American in blocks per set (0.99)...Placed sixth in conference play in blocks per set (1.12)...Made her collegiate debut with three kills and one block in the season-opening, three set victory over Alabama A&M (8/28)... Established a career-best nine blocks in the home match against Cincinnati (10/20)...Reached double-figure in kills (11) for the first time in her career and recorded a personal-high four block solos during the five set victory at Houston (11/1)...Set career-highs with 13 kills and a .435 hitting percentage in the 3-1 road upset win at SMU, The American's regular season champion (11/25).

AS A FRESHMAN AT VIRGINIA TECH (2014): Redshirted the season.

HIGH SCHOOL: Attended Pine Ridge High School, where she was named the News-Journal Player of the Year after her senior season...Totaled 73 kills, 38 digs, three blocks and five aces as a senior...Led the team to the Taylor Volleyball Bash Tournament her senior year...Helped the team to a District Runner-Up Finish in her final season...Competed for Top Select Club team, was tabbed MVP and earned Player of the Week honors...Member of Honor Society and was the Sports Marketing Academy treasurer.

PERSONAL: Born Clara Jane Payne on Feb. 20, 1996 in Sanford, Fla. ...Daughter of James Payne and Susan Genest ... Has one sibling, Ryann.

CAREER HIGHS

| | |
|-------------------|----------------------------|
| Kills | 13, at SMU (11/25/15) |
| Attacks | 27, at Houston (11/1/15) |
| Attack percentage | .435, at SMU (11/25/15) |
| Assists | 2, Arkansas State (9/4/15) |
| Serve aces | 3, at Tulane (10/30/15) |
| Digs | 6, Houston (10/2/15) |
| Blocks | 9, Cincinnati (10/20/15) |
| Block solo | 4, at Houston (11/1/15) |
| Block assist | 9, Cincinnati (10/20/15) |

CLARA PAYNE CAREER STATISTICS

| Season | sp-mp | k | k/s | e | ta | pct | a | a/s | ta | ast% | sa | sa/s | se | ta | srv% |
|--------|-------|-----|------|----|-----|------|---|------|----|------|----|------|----|----|------|
| 2015 | 94-29 | 138 | 1.47 | 59 | 406 | .195 | 9 | 0.10 | - | - | 16 | 0.17 | 16 | - | - |
| TOTAL | 94-29 | 138 | 1.47 | 59 | 406 | .195 | 9 | 0.10 | - | - | 16 | 0.17 | 16 | - | - |

| Season | dig | d/s | re | ta | rec% | bs | ba | tb | b/s | be | bhe | points | pts/s |
|--------|-----|------|----|----|------|----|----|----|------|----|-----|--------|-------|
| 2015 | 45 | 0.48 | 1 | - | - | 26 | 67 | 93 | 0.99 | 9 | 1 | 213.5 | 2.27 |
| TOTAL | 45 | 0.48 | 1 | - | - | 26 | 67 | 93 | 0.99 | 9 | 1 | 213.5 | 2.27 |

NEWCOMERS



14 T'ARA AUSTIN

OH | 5-8 | Senior
 Joliet, Ill. | Northern Illinois | Joliet HS (Ill.)

Major: Mass Communication

2015 MAC Player of the Year

AS A JUNIOR AT NORTHERN ILLINOIS (2015): Appeared in all 30 matches and 105 sets...Led the MAC in kills (445), kills/set (4.24), points (491.5) and points/set (4.68)...Set career-highs with 32.5 points and 31 kills in a 3-1 win at Toledo (Oct. 9)...Posted season best .550 attack percentage and 13 kills in the 3-0 sweep of Ball State (Nov. 7).

AS A SOPHOMORE AT NORTHERN ILLINOIS (2014): Appeared in 30 matches and 104 sets...Totaled 102 kills...Fifth most digs on the team (185)...Established new career-bests with 20 kills and 21.5 points in 3-1 win over Buffalo (Oct. 18)...Posted career-high 22 digs against Eastern Michigan (Nov. 15).

AS A FRESHMAN AT NORTHERN ILLINOIS (2013): Appeared in 15 matches and 38 sets...Recorded her first career kill in a 3-1 win over Belmont (Sept. 7)...Posted career high three digs at Ball State (Oct. 12)...Compiled four digs, two kills, a block and an ace in a 3-1 victory at Akron (Oct. 19)...Matched career best with three digs in 3-1 win at Eastern Michigan (Nov. 9).

HIGH SCHOOL: Four-year letter winner for head coach Suzanne Bambull at Joliet Central High School...All-Area, All-Conference, Female Athlete of the Year at Joliet Central and team captain as a senior with 358 kills, 238 digs, 42 blocks and 34 service aces...Team most valuable player and team co-captain as a junior...Team MVP as a sophomore...119 blocks, 106 kills and 20 service aces as a freshman.

PERSONAL: Born T'ara Taunya Austin in Joliet, Ill....Parents are William and Tonya...Has one brother, Edgerrin, and one sister, Antoneya...Sister played volleyball at Elmhurst College.

WHY I CHOSE USF

TEAM CHEMISTRY

LOCATION

FATHER GREW UP IN FLORIDA

(WANTED TO EXPERIENCE SOME OF HIS CULTURE)



12 CLAIRE EMBRY

OH | 5-11 | Freshman
 McKinney, Texas | McKinney HS (Texas)

Major: Pre-Marketing

HIGH SCHOOL: Four-year letter winner for head coach Erinn Higginbotham at McKinney HS (Texas)...Recognized by PrepVolleyball.com as a "Senior Ace" as one of the top 250 College Recruits in the Class of 2016...Compiled over 1900 kills and 1450 digs during her career...Team captain, Denton Kick-off Classic MVP, Allen Texas Open All-Tournament Team as a senior with 518 kills, 442 digs, 30 service aces and 28 blocks...District Offensive MVP, First Team All-District, Third Team All-Area, Team captain, Plano Lone Star Circle of Champions All-Tournament Team as a junior with 535 kills, 394 digs, 35 service aces and 31 blocks...District MVP, First Team All-District, Denton Kick-off Classic All-Tournament Team as a sophomore with 504 kills, 345 digs, 36 service aces and 22 blocks...District Newcomer of the Year, First Team All-District, Denton Kick-off Classic All-Tournament Team as a freshman...Also competed one year on the track team (high jump)...National Honor Society (2014-16)...McKinney High School Academic Excellence Award (2013, '14, '15).

PERSONAL: Born Claire Elizabeth Embry on Jan. 27, 1998...Daughter of Michael Embry and Beth & Barry Larsen...Has one sister, Callie...Grandfather, Robert Benton, played football and baseball at Texas Tech (1958-59).

WHY I CHOSE USF

CAMPUS ATMOSPHERE

COACH DRAPER AND HER STAFF

LOCATION

JUST FELT LIKE HOME

- OUTLOOK
- COACHES
- PLAYERS
- REVIEW
- RECORDS
- HISTORY
- USF
- MEDIA

NEWCOMERS



13 NYEMBA MUSEMUNA

MB | 6-1 | Freshman
Avon, Ind. | Avon HS (Ind.)

Major: Pre-Medical Sciences

HIGH SCHOOL: Attended Avon High School in Avon, Ind. under head coach Scott McQueen...Played three years of volleyball...Named Most Improved Player as a senior... Also played one year of basketball.

PERSONAL: Born Nyemba Musemuna on Nov. 11, 1999 in Zambia...Parents are Andrew and Allutta...Has four sisters, Nselenge, Luyando, Gonezya, and Khwali.

WHY I CHOSE USF

COACH DRAPER AND HER STAFF
GREAT EDUCATION



8 HANNAH SMITH

MB | 6-3 | Redshirt Junior
Fleming Island, Fla. | Utah State | Orange Park HS

Major: Behavioral Healthcare

2014 All-Mountain West Academic Team

AS A REDSHIRT SOPHOMORE AT UTAH STATE (2015): Appeared in 22 matches and 52 sets...Posted 12 digs, 41 kills, and 35 blocks...Notched six kills for a .400 attack percentage and added a season-high five block assists in a 3-1 win versus Eastern Kentucky (9/19)...Set career-high with seven kills against Wyoming (10/22).

AS A REDSHIRT FRESHMAN AT UTAH STATE (2014): Appeared in 23 matches and 86 sets...Ranked 23rd in the country in blocks/set (1.36)...Placed second in the Mountain West in blocks/set... Ranked third on the team with 117 blocks...Posted 60 kills and 120 points on the season...Tallied season-high six kills in a 3-2 win at Air Force (10/4)...Recorded another six kills and 10.0 blocks in 3-0 sweep at San Jose State (11/8)...Set career-high with 13.0 blocks at Fresno State (11/15).

AS A FRESHMAN AT UTAH STATE (2013): Redshirted the season.

HIGH SCHOOL: Three-year letter winner for head coach Amy Walker at Orange Park HS (Fla.)...Recognized on the Florida Times Union "5 to Watch" list in 2012...Guided her team to three district championships and two regional quarterfinals...Compiled 83 aces, a .410 attack percentage, 303 digs, 509 kills, 56 solo blocks, and 159 block assists over three seasons...Led the Raiders in total blocks and block assists in each of her three seasons...All-Clay County first-team, St. Johns River Conference first-team, Florida Times Union all-area second-team, team co-captain as a senior...All-Clay County second-team, St. Johns River Conference second-team honors, Florida Times Union all-area honorable mention as a junior...All-Clay County honorable mention, Florida Times Union all-area honorable mention, St. Johns River Conference honorable mention as a sophomore...Played club volleyball for JVA Jacksonville Juniors...Piloted team to third place finish at the 2012 Big South National Division and Beast of the South Tournament...Also participated in two years on the track and field team.

PERSONAL: Born Hannah Marie Smith on Aug. 11, 1995 in Jacksonville, Fla. ... Parents are Brad and Donna... Has two sisters, Kate, and Chloe...Her father played football at BYU and competed on the 1984 national championship team...Her uncle, Jeff Harris, also played football at BYU in 1973 and again from 1976-1978.

WHY I CHOSE USF

GREAT EDUCATION
LOCATION
CLOSE TO HOME AND FAMILY
COACH DRAPER AND HER STAFF

NEWCOMERS



2 AMBER WEBER

DS/L | 5-4 | Freshman

Ocala, Fla. | Trinity Catholic HS (Fla.)

Major: Exploratory - Global & Social Sciences

HIGH SCHOOL: Attended Trinity Catholic High School in Ocala, Fla., under head coach Jeff Reavis... Played four years of volleyball... Player of the year, team most valuable player, team captain, and team leader in points as a senior with 244 points and 444 digs... Second-Team all-county and team captain as a junior with 633 assists... Third team all-county as a sophomore with 386 digs and 240 points... Also played one year of basketball... National Honor Society.

PERSONAL: Born Amber Rose Weber on July 8, 1998 in Ocala, Fla... Parents are Donald and Lynn... Has a sister, Allison, and twin brother, Anthony.

WHY I CHOSE USF

CLOSE TO HOME AND FAMILY

- OUTLOOK
- COACHES
- PLAYERS
- REVIEW
- RECORDS
- HISTORY
- USF
- MEDIA



2015 RESULTS

| Date | Opponent | Score | Score-by-set | Overall | Conf | Time | Att. |
|----------|------------------|-------|-----------------------------------|---------|------|------|------|
| Aug 28 | vs Alabama A&M | W | 3-0 25-13,25-9,25-16 | 1-0 | 0-0 | 1:14 | 115 |
| Aug 29 | vs North Florida | W | 3-0 25-19,25-22,25-17 | 2-0 | 0-0 | 1:32 | 103 |
| ! Aug 29 | at FIU | L | 0-3 17-25,24-26,19-25 | 2-1 | 0-0 | 1:39 | 211 |
| Sep 04 | ARKANSAS STATE | L | 0-3 26-28,24-26,24-26 | 2-2 | 0-0 | 1:40 | 783 |
| Sep 05 | FGCU | L | 0-3 15-25,14-25,25-27 | 2-3 | 0-0 | 1:32 | 586 |
| Sep 05 | MISSOURI | L | 1-3 25-22,24-26,19-25,27-29 | 2-4 | 0-0 | 2:05 | 386 |
| Sep 11 | vs GEORGIA TECH | L | 1-3 21-25,17-25,25-23,23-25 | 2-5 | 0-0 | 2:00 | |
| Sep 12 | at #5 NEBRASKA | L | 0-3 13-25,21-25,25-27 | 2-6 | 0-0 | 1:30 | |
| Sep 12 | vs UC DAVIS | L | 0-3 23-25,17-25,21-25 | 2-7 | 0-0 | 1:30 | |
| Sep 19 | AUBURN | L | 0-3 17-25,14-25,21-25 | 2-8 | 0-0 | 1:33 | 473 |
| Sep 19 | #1 PENN STATE | L | 0-3 19-25,6-25,18-25 | 2-9 | 0-0 | 1:16 | 1636 |
| Sep 20 | FAMU | W | 3-0 25-21,25-20,26-24 | 3-9 | 0-0 | 1:30 | 320 |
| * Sep 25 | TEMPLE | L | 0-3 17-25,14-25,23-25 | 3-10 | 0-1 | 1:20 | 320 |
| * Sep 27 | UCONN | W | 3-1 25-23,16-25,25-20,25-16 | 4-10 | 1-1 | 2:15 | 385 |
| * Oct 02 | HOU | L | 2-3 25-21,21-25,18-25,27-25,13-15 | 4-11 | 1-2 | 2:25 | 387 |
| * Oct 04 | TULANE | W | 3-2 19-25,19-25,25-21,25-16,15-11 | 5-11 | 2-2 | 2:10 | 395 |
| * Oct 09 | at Memphis | W | 3-1 25-22,23-25,25-19,25-17 | 6-11 | 3-2 | 1:55 | 711 |
| * Oct 11 | at Cincinnati | L | 1-3 24-26,16-25,25-22,23-25 | 6-12 | 3-3 | 2:00 | 371 |
| * Oct 16 | TULSA | L | 1-3 22-25,13-25,25-22,26-28 | 6-13 | 3-4 | 2:09 | 334 |
| * Oct 18 | SMU | L | 1-3 25-23,17-25,22-25,23-25 | 6-14 | 3-5 | 1:55 | 433 |
| * Oct 21 | at UCF | L | 1-3 25-16,19-25,18-25,20-25 | 6-15 | 3-6 | 1:50 | 607 |
| * Oct 25 | at East Carolina | W | 3-0 25-17,25-21,25-19 | 7-15 | 4-6 | 1:28 | 541 |
| * Oct 30 | at Tulane | L | 2-3 25-14,25-27,21-25,25-23,13-15 | 7-16 | 4-7 | 2:14 | 173 |
| * Nov 01 | at Houston | W | 3-2 21-25,22-25,25-18,27-25,15-7 | 8-16 | 5-7 | 2:20 | 288 |
| * Nov 04 | UCF | L | 1-3 26-24,21-25,22-25,18-25 | 8-17 | 5-8 | 2:00 | 984 |
| * Nov. 6 | EAST CAROLINA | W | 3-0 25-19,25-21,25-20 | 9-17 | 6-8 | 1:21 | 358 |
| * Nov 13 | at UConn | L | 0-3 19-25,20-25,20-25 | 9-18 | 6-9 | 1:30 | 175 |
| * Nov 15 | at Temple | L | 0-3 14-25,20-25,23-25 | 9-19 | 6-10 | | |
| * Nov 20 | CINCINNATI | L | 1-3 22-25,25-19,22-25,22-25 | 9-20 | 6-11 | 2:03 | 332 |
| * Nov 22 | MEMPHIS | W | 3-1 25-12,25-19,22-25,26-24 | 10-20 | 7-11 | | 395 |
| * Nov 25 | at SMU | W | 3-1 25-20,25-23,23-25,25-22 | 11-20 | 8-11 | 1:54 | 311 |
| * Nov 27 | at Tulsa | L | 0-3 18-25,18-25,21-25 | 11-21 | 8-12 | 1:45 | 200 |

2016 USF VOLLEYBALL

OUTLOOK

COACHES

PLAYERS

REVIEW

RECORDS

HISTORY

USF

MEDIA

| Team Record | W-L-T | Attend | Dates | Total | Avg. |
|-------------|-------|----------|-------|-------|------|
| Overall: | 11-21 | Total: | 32 | 12313 | 385 |
| Conference: | 8-12 | Home: | 16 | 8507 | 532 |
| Home: | 5-11 | Away: | 12 | 3588 | 299 |
| Away: | 4-8 | Neutral: | 4 | 218 | 54 |
| Neutral: | 2-2 | | | | |
| 3 sets: | 5-11 | | | | |
| 4 sets: | 4-8 | | | | |
| 5 sets: | 2-2 | | | | |

2015 OVERALL STATS

Overall record: 11-21 Conf: 8-12 Home: 5-11 Away: 4-8 Neutral: 2-2

2016 USF VOLLEYBALL

| # | Player | sp | Attack | | | | Set | | Serve | | | Dig | | Blocking | | | | bhe | points | | | |
|-----------|-------------------|-----|--------|------|-----|-----|------|-----|-------|-----|-----|------|-----|----------|-------|----|-----|-----|--------|-------|-------|-------|
| | | | k | k/s | e | ta | pct | a | a/s | sa | se | sa/s | re | dig | dig/s | bs | ba | | | total | blk/s | be |
| 11 | HAMPTON, Dakota | 110 | 342 | 3.11 | 112 | 122 | .188 | 48 | 0.44 | 29 | 24 | 0.26 | 19 | 347 | 3.15 | 8 | 21 | 29 | 0.26 | 8 | 4 | 389.5 |
| 6 | HOLLAND, Joli | 116 | 217 | 1.87 | 67 | 450 | .333 | 17 | 0.15 | 24 | 50 | 0.21 | 4 | 59 | 0.51 | 12 | 79 | 91 | 0.78 | 28 | 3 | 292.5 |
| 3 | BELCHER, Denise | 89 | 251 | 2.82 | 114 | 682 | .201 | 6 | 0.07 | 7 | 13 | 0.08 | 8 | 41 | 0.46 | 3 | 21 | 24 | 0.27 | 6 | 2 | 271.5 |
| 1 | PAYNE, Clara | 94 | 138 | 1.47 | 59 | 406 | .195 | 9 | 0.10 | 16 | 16 | 0.17 | 1 | 45 | 0.48 | 26 | 67 | 93 | 0.99 | 9 | 1 | 213.5 |
| 16 | HEIDELBERG, Ale | 61 | 119 | 1.95 | 58 | 343 | .178 | 6 | 0.10 | 13 | 17 | 0.21 | 19 | 142 | 2.33 | 4 | 20 | 24 | 0.39 | 2 | 0 | 146.0 |
| 23 | EHIEZE, Priscilla | 71 | 126 | 1.77 | 83 | 355 | .121 | 0 | 0.00 | 0 | 0 | 0.00 | 1 | 23 | 0.32 | 2 | 30 | 32 | 0.45 | 7 | 1 | 143.0 |
| 15 | PANICK, Elyse | 68 | 106 | 1.56 | 53 | 324 | .164 | 8 | 0.12 | 6 | 14 | 0.09 | 13 | 86 | 1.26 | 2 | 25 | 27 | 0.40 | 4 | 0 | 126.5 |
| 5 | GOODNIGHT, Ady | 50 | 81 | 1.62 | 31 | 242 | .207 | 4 | 0.08 | 0 | 4 | 0.00 | 2 | 23 | 0.46 | 1 | 26 | 27 | 0.54 | 3 | 0 | 95.0 |
| 7 | BURKHARDT, Moll | 81 | 59 | 0.73 | 23 | 176 | .205 | 443 | 5.47 | 22 | 27 | 0.27 | 0 | 163 | 2.01 | 4 | 16 | 20 | 0.25 | 2 | 21 | 93.0 |
| 17 | LOCOCO, Bridgett | 33 | 43 | 1.30 | 17 | 118 | .220 | 0 | 0.00 | 0 | 0 | 0.00 | 0 | 2 | 0.06 | 1 | 16 | 17 | 0.52 | 2 | 0 | 52.0 |
| 19 | MENDOZA, Alex | 81 | 13 | 0.16 | 5 | 50 | .160 | 364 | 4.49 | 9 | 12 | 0.11 | 0 | 103 | 1.27 | 0 | 5 | 5 | 0.06 | 2 | 11 | 24.5 |
| 13 | SOARES, Natalia | 81 | 9 | 0.11 | 3 | 33 | .182 | 356 | 4.40 | 11 | 15 | 0.14 | 0 | 139 | 1.72 | 0 | 0 | 0 | 0.00 | 2 | 9 | 20.0 |
| 8 | DEVLIN, Wylie | 115 | 2 | 0.02 | 1 | 9 | .111 | 41 | 0.36 | 9 | 6 | 0.08 | 19 | 542 | 4.71 | 0 | 0 | 0 | 0.00 | 0 | 2 | 11.0 |
| 33 | KOVAL, Nikki | 100 | 1 | 0.01 | 2 | 6 | -.16 | 33 | 0.33 | 2 | 11 | 0.02 | 16 | 213 | 2.13 | 0 | 0 | 0 | 0.00 | 0 | 1 | 3.0 |
| 18 | MOREKHODOVA, | 16 | 1 | 0.06 | 0 | 7 | .143 | 69 | 4.31 | 0 | 1 | 0.00 | 0 | 11 | 0.69 | 0 | 0 | 0 | 0.00 | 0 | 4 | 1.0 |
| 2 | BROWN, Payton | 5 | 0 | 0.00 | 0 | 1 | .000 | 0 | 0.00 | 1 | 2 | 0.20 | 0 | 0 | 0.00 | 0 | 0 | 0 | 0.00 | 0 | 0 | 1.0 |
| 4 | VAN SANT, Amy | 28 | 0 | 0.00 | 0 | 0 | .000 | 8 | 0.29 | 0 | 4 | 0.00 | 2 | 30 | 1.07 | 0 | 0 | 0 | 0.00 | 0 | 0 | 0.0 |
| USF | | 116 | 150 | 13.0 | 628 | 442 | .199 | 141 | 12.1 | 149 | 216 | 1.28 | 125 | 196 | 16.9 | 63 | 326 | 226 | 1.95 | 75 | 59 | 1883 |
| Opponents | | 116 | 156 | 13.4 | 567 | 433 | .230 | 144 | 12.4 | 125 | 200 | 1.08 | 149 | 199 | 17.2 | 64 | 345 | 236 | 2.04 | 62 | 53 | 1923 |

| Team Statistics | USF | OPP | Date | Opponent | Score | Score by set | Att. |
|----------------------|--------|--------|---------|------------------|-------|---------------------------|------|
| ATTACK | | | Aug 28 | vs Alabama A&M | 3-0 | 25-13,25-9,25-16 | 115 |
| Kills | 1508 | 1562 | Aug 29 | vs North Florida | 3-0 | 25-19,25-22,25-17 | 103 |
| Errors | 628 | 567 | !Aug 29 | at FIU | L 0-3 | 17-25,24-26,19-25 | 211 |
| Total Attacks | 4424 | 4332 | Sep 04 | ARKANSAS STATE | L 0-3 | 26-28,24-26,24-26 | 783 |
| Attack Pct | .199 | .230 | Sep 05 | FGCU | L 0-3 | 15-25,14-25,25-27 | 586 |
| Kills/Set | 13.0 | 13.5 | Sep 05 | MISSOURI | L 1-3 | 25-22,24-26,19-25,27-29 | 386 |
| SET | | | Sep 11 | vs GEORGIA TECH | L 1-3 | 21-25,17-25,25-23,23-25 | 0 |
| Assists | 1412 | 1449 | Sep 12 | at #5 NEBRASKA | L 0-3 | 13-25,21-25,25-27 | 0 |
| Assists/Set | 12.2 | 12.5 | Sep 12 | vs UC DAVIS | L 0-3 | 23-25,17-25,21-25 | 0 |
| SERVE | | | Sep 19 | AUBURN | L 0-3 | 17-25,14-25,21-25 | 473 |
| Aces | 149 | 125 | Sep 19 | #1 PENN STATE | L 0-3 | 19-25,6-25,18-25 | 1636 |
| Errors | 216 | 200 | Sep 20 | FAMU | 3-0 | 25-21,25-20,26-24 | 320 |
| Aces/Set | 1.3 | 1.1 | *Sep 25 | TEMPLE | L 0-3 | 17-25,14-25,23-25 | 320 |
| SERVE RECEPTIO | | | *Sep 27 | UCONN | 3-1 | 25-23,16-25,25-20,25-16 | 385 |
| Errors | 125 | 149 | *Oct 02 | HOU | L 2-3 | 25-21,21-25,18-25,27-25,1 | 387 |
| Errors/Set | 1.1 | 1.3 | *Oct 04 | TULANE | 3-2 | 19-25,19-25,25-21,25-16,1 | 395 |
| DEFENSE | | | *Oct 09 | at Memphis | 3-1 | 25-22,23-25,25-19,25-17 | 711 |
| Digs | 1969 | 1996 | *Oct 11 | at Cincinnati | L 1-3 | 24-26,16-25,25-22,23-25 | 371 |
| Digs/Set | 17.0 | 17.2 | *Oct 16 | TULSA | L 1-3 | 22-25,13-25,25-22,26-28 | 334 |
| BLOCKING | | | *Oct 18 | SMU | L 1-3 | 25-23,17-25,22-25,23-25 | 433 |
| Block Solo | 63 | 64 | *Oct 21 | at UCF | L 1-3 | 25-16,19-25,18-25,20-25 | 607 |
| Block Assist | 326 | 345 | *Oct 25 | at East Carolina | 3-0 | 25-17,25-21,25-19 | 541 |
| Total Blocks | 226.0 | 236.5 | *Oct 30 | at Tulane | L 2-3 | 25-14,25-27,21-25,25-23,1 | 173 |
| Blocks/Set | 1.9 | 2.0 | *Nov 01 | at Houston | 3-2 | 21-25,22-25,25-18,27-25,1 | 288 |
| Block Errors | 75 | 62 | *Nov 04 | UCF | L 1-3 | 26-24,21-25,22-25,18-25 | 984 |
| Ball handling errors | 59 | 53 | *Nov. 6 | EAST CAROLINA | 3-0 | 25-19,25-21,25-20 | 358 |
| ATTENDANCE | | | *Nov 13 | at UConn | L 0-3 | 19-25,20-25,20-25 | 175 |
| Total | 8507 | 3588 | *Nov 15 | at Temple | L 0-3 | 14-25,20-25,23-25 | 0 |
| Dates/Avg Per Da | 16/532 | 12/299 | *Nov 20 | CINCINNATI | L 1-3 | 22-25,25-19,22-25,22-25 | 332 |
| Neutral site #/Avg | 4/54 | | *Nov 22 | MEMPHIS | 3-1 | 25-12,25-19,22-25,26-24 | 395 |
| Current win streak | 0 | - | *Nov 25 | at SMU | 3-1 | 25-20,25-23,23-25,25-22 | 311 |
| Home win streak | 1 | - | *Nov 27 | at Tulsa | L 0-3 | 18-25,18-25,21-25 | 200 |

Record in 3-set matches:5-11 • Record in 4-set matches:4-8 • Record in 5-set matches:2-2

2015 CONFERENCE STATS

Overall record: 8-12 Conf: 8-12 Home: 4-6 Away: 4-6 Neutral: 0-0

| # | Player | sp | Attack | | | | Set | | Serve | | | Dig | | | Blocking | | | | | points | | |
|-----------|-------------------|----|--------|------|-----|-----|------|-----|-------|----|-----|------|----|-----|----------|----|-----|-------|-------|--------|----|--------|
| | | | k | k/s | e | ta | pct | a | a/s | sa | se | sa/s | re | dig | dig/s | bs | ba | total | blk/s | | be | bhe |
| 11 | HAMPTON, Dakota | 76 | 239 | 3.14 | 73 | 838 | .198 | 38 | 0.50 | 22 | 17 | 0.29 | 14 | 239 | 3.14 | 5 | 14 | 19 | 0.25 | 7 | 3 | 273.0 |
| 3 | BELCHER, Denise | 66 | 184 | 2.79 | 77 | 497 | .215 | 5 | 0.08 | 7 | 13 | 0.11 | 8 | 31 | 0.47 | 1 | 19 | 20 | 0.30 | 3 | 2 | 201.5 |
| 6 | HOLLAND, Joli | 78 | 147 | 1.88 | 47 | 302 | .331 | 13 | 0.17 | 16 | 32 | 0.21 | 1 | 43 | 0.55 | 10 | 55 | 65 | 0.83 | 15 | 3 | 200.5 |
| 1 | PAYNE, Clara | 66 | 96 | 1.45 | 39 | 284 | .201 | 6 | 0.09 | 16 | 11 | 0.24 | 1 | 39 | 0.59 | 18 | 56 | 74 | 1.12 | 6 | 1 | 158.0 |
| 23 | EHIEZE, Priscilla | 57 | 100 | 1.75 | 66 | 280 | .121 | 0 | 0.00 | 0 | 0 | 0.00 | 1 | 18 | 0.32 | 2 | 26 | 28 | 0.49 | 7 | 1 | 115.0 |
| 15 | PANICK, Elyse | 47 | 79 | 1.68 | 36 | 232 | .185 | 3 | 0.06 | 4 | 7 | 0.09 | 9 | 58 | 1.23 | 0 | 16 | 16 | 0.34 | 4 | 0 | 91.0 |
| 7 | BURKHARDT, Moll | 70 | 45 | 0.64 | 18 | 141 | .191 | 380 | 5.43 | 15 | 23 | 0.21 | 0 | 135 | 1.93 | 2 | 16 | 18 | 0.26 | 1 | 21 | 70.0 |
| 5 | GOODNIGHT, Ady | 32 | 52 | 1.62 | 21 | 171 | .181 | 3 | 0.09 | 0 | 0 | 0.00 | 2 | 12 | 0.38 | 0 | 20 | 20 | 0.62 | 3 | 0 | 62.0 |
| 16 | HEIDELBERG, Ale | 30 | 51 | 1.70 | 32 | 154 | .123 | 1 | 0.03 | 3 | 5 | 0.10 | 13 | 75 | 2.50 | 2 | 9 | 11 | 0.37 | 1 | 0 | 60.5 |
| 17 | LOCOCO, Bridgett | 16 | 17 | 1.06 | 8 | 53 | .170 | 0 | 0.00 | 0 | 0 | 0.00 | 0 | 1 | 0.06 | 0 | 7 | 7 | 0.44 | 1 | 0 | 20.5 |
| 19 | MENDOZA, Alex | 45 | 1 | 0.02 | 3 | 7 | -.28 | 207 | 4.60 | 8 | 9 | 0.18 | 0 | 73 | 1.62 | 0 | 0 | 0 | 0.00 | 1 | 6 | 9.0 |
| 13 | SOARES, Natalia | 48 | 5 | 0.10 | 1 | 19 | .211 | 219 | 4.56 | 4 | 8 | 0.08 | 0 | 89 | 1.85 | 0 | 0 | 0 | 0.00 | 1 | 7 | 9.0 |
| 8 | DEVLIN, Wylie | 78 | 2 | 0.03 | 0 | 7 | .286 | 23 | 0.29 | 3 | 2 | 0.04 | 13 | 367 | 4.71 | 0 | 0 | 0 | 0.00 | 0 | 2 | 5.0 |
| 33 | KOVAL, Nikki | 66 | 1 | 0.02 | 0 | 2 | .500 | 22 | 0.33 | 1 | 4 | 0.02 | 10 | 152 | 2.30 | 0 | 0 | 0 | 0.00 | 0 | 1 | 2.0 |
| 18 | MOREKHODOVA, | 11 | 1 | 0.09 | 0 | 4 | .250 | 41 | 3.73 | 0 | 1 | 0.00 | 0 | 8 | 0.73 | 0 | 0 | 0 | 0.00 | 0 | 3 | 1.0 |
| 2 | BROWN, Payton | 1 | 0 | 0.00 | 0 | 1 | .000 | 0 | 0.00 | 0 | 0 | 0.00 | 0 | 0 | 0.00 | 0 | 0 | 0 | 0.00 | 0 | 0 | 0.0 |
| 4 | VAN SANT, Amy | 7 | 0 | 0.00 | 0 | 0 | .000 | 3 | 0.43 | 0 | 1 | 0.00 | 0 | 7 | 1.00 | 0 | 0 | 0 | 0.00 | 0 | 0 | 0.0 |
| USF | | 78 | 102 | 13.0 | 421 | 299 | .200 | 964 | 12.3 | 99 | 133 | 1.27 | 86 | 134 | 17.2 | 40 | 238 | 159.0 | 2.04 | 50 | 50 | 1278.0 |
| Opponents | | 78 | 102 | 13.1 | 398 | 293 | .214 | 957 | 12.2 | 86 | 130 | 1.10 | 99 | 134 | 17.2 | 40 | 216 | 148.0 | 1.90 | 34 | 42 | 1260.0 |

| Team Statistics | USF | OPP |
|-----------------------|--------|--------|
| ATTACK | | |
| Kills | 1020 | 1026 |
| Errors | 421 | 398 |
| Total Attacks | 2992 | 2934 |
| Attack Pct | .200 | .214 |
| Kills/Set | 13.1 | 13.2 |
| SET | | |
| Assists | 964 | 957 |
| Assists/Set | 12.4 | 12.3 |
| SERVE | | |
| Aces | 99 | 86 |
| Errors | 133 | 130 |
| Aces/Set | 1.3 | 1.1 |
| SERVE RECEPTIO | | |
| Errors | 86 | 99 |
| Errors/Set | 1.1 | 1.3 |
| DEFENSE | | |
| Digs | 1347 | 1344 |
| Digs/Set | 17.3 | 17.2 |
| BLOCKING | | |
| Block Solo | 40 | 40 |
| Block Assist | 238 | 216 |
| Total Blocks | 159.0 | 148.0 |
| Blocks/Set | 2.0 | 1.9 |
| Block Errors | 50 | 34 |
| Ball handling errors | 50 | 42 |
| ATTENDANCE | | |
| Total | 4323 | 3377 |
| Dates/Avg Per Da | 10/432 | 10/338 |
| Neutral site #/Avg | 0/0 | - |
| Current win streak | 0 | - |
| Home win streak | 1 | - |

| Date | Opponent | Score | Score by set | Att. |
|---------|------------------|-------|---------------------------|------|
| *Sep 25 | TEMPLE | L 0-3 | 17-25,14-25,23-25 | 320 |
| *Sep 27 | UCONN | 3-1 | 25-23,16-25,25-20,25-16 | 385 |
| *Oct 02 | HOU | L 2-3 | 25-21,21-25,18-25,27-25,1 | 387 |
| *Oct 04 | TULANE | 3-2 | 19-25,19-25,25-21,25-16,1 | 395 |
| *Oct 09 | at Memphis | 3-1 | 25-22,23-25,25-19,25-17 | 711 |
| *Oct 11 | at Cincinnati | L 1-3 | 24-26,16-25,25-22,23-25 | 371 |
| *Oct 16 | TULSA | L 1-3 | 22-25,13-25,25-22,26-28 | 334 |
| *Oct 18 | SMU | L 1-3 | 25-23,17-25,22-25,23-25 | 433 |
| *Oct 21 | at UCF | L 1-3 | 25-16,19-25,18-25,20-25 | 607 |
| *Oct 25 | at East Carolina | 3-0 | 25-17,25-21,25-19 | 541 |
| *Oct 30 | at Tulane | L 2-3 | 25-14,25-27,21-25,25-23,1 | 173 |
| *Nov 01 | at Houston | 3-2 | 21-25,22-25,25-18,27-25,1 | 288 |
| *Nov 04 | UCF | L 1-3 | 26-24,21-25,22-25,18-25 | 984 |
| *Nov. 6 | EAST CAROLINA | 3-0 | 25-19,25-21,25-20 | 358 |
| *Nov 13 | at UConn | L 0-3 | 19-25,20-25,20-25 | 175 |
| *Nov 15 | at Temple | L 0-3 | 14-25,20-25,23-25 | 0 |
| *Nov 20 | CINCINNATI | L 1-3 | 22-25,25-19,22-25,22-25 | 332 |
| *Nov 22 | MEMPHIS | 3-1 | 25-12,25-19,22-25,26-24 | 395 |
| *Nov 25 | at SMU | 3-1 | 25-20,25-23,23-25,25-22 | 311 |
| *Nov 27 | at Tulsa | L 0-3 | 18-25,18-25,21-25 | 200 |

Record in 3-set matches:2-4 • Record in 4-set matches:4-6 • Record in 5-set matches:2-2

2015 SEASON SUMMARY

USF Overall Team Statistics (as of Jul 28, 2016)
All matches

Overall record: 11-21 Conf: 8-12 Home: 5-11 Away: 4-8 Neutral: 2-2

| Team Statistics | USF | OPP |
|-------------------------|------------|------------|
| ATTACK | | |
| Kills | 1508 | 1562 |
| Errors | 628 | 567 |
| Total Attacks | 4424 | 4332 |
| Attack Pct | .199 | .230 |
| Kills/Set | 13.0 | 13.5 |
| SET | | |
| Assists | 1412 | 1449 |
| Assists/Set | 12.2 | 12.5 |
| SERVE | | |
| Aces | 149 | 125 |
| Errors | 216 | 200 |
| Aces/Set | 1.3 | 1.1 |
| SERVE RECEPTIONS | | |
| Errors | 125 | 149 |
| Errors/Set | 1.1 | 1.3 |
| DEFENSE | | |
| Digs | 1969 | 1996 |
| Digs/Set | 17.0 | 17.2 |
| BLOCKING | | |
| Block Solo | 63 | 64 |
| Block Assist | 326 | 345 |
| Total Blocks | 226.0 | 236.5 |
| Blocks/Set | 1.9 | 2.0 |
| Block Errors | 75 | 62 |
| Ball handling errors | 59 | 53 |
| ATTENDANCE | | |
| Total | 8507 | 3588 |
| Dates/Avg Per Date | 16/532 | 12/299 |
| Neutral site #/Avg | 4/54 | |
| Current win streak | 0 | - |
| Home win streak | 1 | - |

| Match wins by #sets | 1st | 2nd | 3rd | 4th | 5th | Total |
|----------------------------|------------|------------|------------|------------|------------|--------------|
| USF | 0 | 0 | 5 | 4 | 2 | 11 |
| Opponents | 0 | 0 | 11 | 8 | 2 | 21 |

| Sets won by set | 1st | 2nd | 3rd | 4th | 5th | Total |
|------------------------|------------|------------|------------|------------|------------|--------------|
| USF | 15 | 8 | 12 | 8 | 2 | 45 |
| Opponents | 17 | 24 | 20 | 8 | 2 | 71 |

| Points by set | 1st | 2nd | 3rd | 4th | 5th | Total |
|----------------------|------------|------------|------------|------------|------------|--------------|
| USF | 703 | 645 | 728 | 387 | 56 | 2519 |
| Opponents | 715 | 759 | 746 | 375 | 48 | 2643 |

2015 MATCH HIGHS

| TEAM | INDIVIDUAL |
|--|--|
| Attack Percentage (min 12 kills)..... .320, North Florida (8/29) | Attack Percentage (min 12 kills)..... .630, Elyse Panick, Tulane (10/4) |
| Kills69, at SMU (11/25) | Kills21, Dakota Hampton, Memphis (11/22) |
| Kills (Three Sets) 51, at East Carolina (10/25) | Kills (Three Sets) 14, Dakota Hampton, at East Carolina (10/25) |
| Kills (Four Sets)69, at SMU (11/25) | Kills (Four Sets)21, Dakota Hampton, Memphis (11/22) |
| Kills (Five Sets)66, Tulane (10/4) | Kills (Five Sets) 18, Elyse Panick and Dakota Hampton, Tulane (10/4) |
| Total Attempts202, Houston (10/2) | Total Attempts 57, Dakota Hampton, SMU (10/18) |
| Total Attempts (Three Sets)..... 139, East Carolina (11/6) | Total Attempts (Three Sets).. 46, Dakota Hampton, Arkansas State (9/4) |
| Total Attempts (Four Sets)..... 171, at Memphis (10/9) | Total Attempts (Four Sets)..... 57, Dakota Hampton, SMU (10/18) |
| Total Attempts (Five Sets)202, Houston (10/2) | Total Attempts (Five Sets) 56, Dakota Hampton, at Houston (11/1) |
| Assists65, at SMU (11/25) | Assists35, Molly Burkhardt, Tulane (10/4) |
| Assists (Three Sets) 46, East Carolina (11/6) | Assists (Three Sets) 27, Molly Burkhardt, North Florida (8/29) |
| Assists (Four Sets)65, at SMU (11/25) | Assists (Four Sets) 30, Natalia Soares, Memphis (11/22) |
| Assists (Five Sets)63, Tulane (10/4) | Assists (Five Sets)35, Molly Burkhardt, Tulane (10/4) |
| Digs.....95, at Houston (11/1) | Digs..... 28, 2x, last, Wylie Devlin, at Cincinnati (10/28) |
| Digs (Three Sets) 63, Auburn (9/19) | Digs (Three Sets)25, Wylie Devlin, North Florida (8/29) |
| Digs (Four Sets) 82, at Memphis (10/9) | Digs (Four Sets) 28, Wylie Devlin, at Cincinnati (10/28) |
| Digs (Five Sets).....95, at Houston (11/1) | Digs (Five Sets).....28, Wylie Devlin, Houston (10/2) |
| Aces 10, at Tulane (10/30) | Aces5, Dakota Hampton, at Memphis (10/9) |
| Blocks..... 16.0, at Houston (11/1) | Blocks..... 9, Clara Payne, Cincinnati (10/20) |
| | Points25.5, Dakota Hampton, Memphis (11/22) |
| | Points (Three Sets) 14.0, Dakota Hampton, at East Carolina (10/25) |
| | Points (Four Sets)25.5, Dakota Hampton, Memphis (11/22) |
| | Points (Five Sets)..... 20.0, Dakota Hampton, Tulane (10/4) |



2015 BOX SCORES

MATCH 9: UC DAVIS 3, USF 0



Volleyball Box Score
2015 USF Volleyball

UC DAVIS vs USF (Sep 12, 2015 at Lincoln, Nebraska)



Box score table for Match 9 showing individual player stats for UC Davis and USF. UC Davis won 3-0.

Team Attack By Set

Table showing team attack statistics by set for UC Davis and USF.

SET SCORES

Summary table of set scores and team records.

TOTAL TEAM BLOCKS: 10.5

Box score table for Match 9 showing individual player stats for UC Davis and USF. UC Davis won 3-0.

Team Attack By Set

Table showing team attack statistics by set for UC Davis and USF.

SET SCORES

Summary table of set scores and team records.

TOTAL TEAM BLOCKS: 6.0

Site: Lincoln, Nebraska (Devaney Sports Cntr)

Date: Sep 12, 2015 Attend: 58%

Referees: Marty Prochko, Sergio Gonzalez

Tie scores: 4-4, Lead changes: 1-3

Tie scores: 4-4, Lead changes: 1-3

MATCH 11: #1 PENN STATE 3, USF 0



Volleyball Box Score
2015 USF Volleyball

#1 Penn State vs USF (Sep 19, 2015 at Tampa, Fla.)



Box score table for Match 11 showing individual player stats for Penn State and USF. Penn State won 3-0.

Team Attack By Set

Table showing team attack statistics by set for Penn State and USF.

SET SCORES

Summary table of set scores and team records.

TOTAL TEAM BLOCKS: 8.0

Box score table for Match 11 showing individual player stats for Penn State and USF. Penn State won 3-0.

Team Attack By Set

Table showing team attack statistics by set for Penn State and USF.

SET SCORES

Summary table of set scores and team records.

TOTAL TEAM BLOCKS: 2.0

Site: Tampa, Fla. (USF Sun Dome)

Date: Sep 19, 2015 Attend: 1636 Time: 1:16

Referees: Donna Carter, Leisa Jordan

Tie scores: 0-2, Lead changes: 0-2

Tie scores: 0-2, Lead changes: 0-2

MATCH 10: AUBURN 3, USF 0



Volleyball Box Score
2015 USF Volleyball

Auburn vs USF (Sep 19, 2015 at Tampa, Fla.)



Box score table for Match 10 showing individual player stats for Auburn and USF. Auburn won 3-0.

Team Attack By Set

Table showing team attack statistics by set for Auburn and USF.

SET SCORES

Summary table of set scores and team records.

TOTAL TEAM BLOCKS: 10.0

Box score table for Match 10 showing individual player stats for Auburn and USF. Auburn won 3-0.

Team Attack By Set

Table showing team attack statistics by set for Auburn and USF.

SET SCORES

Summary table of set scores and team records.

TOTAL TEAM BLOCKS: 4.0

Site: Tampa, Fla. (USF Sun Dome)

Date: Sep 19, 2015 Attend: 473 Time: 1:33

Referees: Leisa Jordan, Mike Hertz

Tie scores: 6-4, Lead changes: 1-1

Tie scores: 6-4, Lead changes: 1-1

MATCH 12: USF 3, FAMU 0



Volleyball Box Score
2015 USF Volleyball

FAMU vs USF (Sep 20, 2015 at Tampa, Fla.)



Box score table for Match 12 showing individual player stats for FAMU and USF. USF won 3-0.

Team Attack By Set

Table showing team attack statistics by set for FAMU and USF.

SET SCORES

Summary table of set scores and team records.

TOTAL TEAM BLOCKS: 7.0

Box score table for Match 12 showing individual player stats for FAMU and USF. USF won 3-0.

Team Attack By Set

Table showing team attack statistics by set for FAMU and USF.

SET SCORES

Summary table of set scores and team records.

TOTAL TEAM BLOCKS: 6.0

Site: Tampa, Fla. (USF Sun Dome)

Date: Sep 20, 2015 Attend: 1636 Time: 1:16

Referees: Donna Carter, Leisa Jordan

Tie scores: 1-5, Lead changes: 0-3

Tie scores: 1-5, Lead changes: 0-3

2015 BOX SCORES

MATCH 17: USF 3, MEMPHIS 1

Volleyball Box Score

USF vs Memphis (Oct 09, 2015 at Memphis, Tenn.)

Box score for Match 17 showing player statistics for USF and Memphis, including sets, kills, attacks, serves, and blocks.

Team Attack By Set

Team Attack By Set table for Match 17, showing sets, kills, errors, attacks, percentages, and sideouts.

SET SCORES

SET SCORES table for Match 17, showing set scores for USF (3) and Memphis (1).

TOTAL TEAM BLOCKS: 10.0

Box score for Match 17 showing player statistics for Memphis, including sets, kills, attacks, serves, and blocks.

Team Attack By Set

Team Attack By Set table for Match 17, showing sets, kills, errors, attacks, percentages, and sideouts.

TOTAL TEAM BLOCKS: 11.0

Site: Memphis, Tenn. (Elma Roane FH)

Date: Oct 09, 2015 Attend: 711 Time: 1:55

Referees: Bob Bayless, Tim Neels

Tie scores 1 2 3 4 Total

Lead change 2 0 0 0 2

MATCH 19: TULSA 3, USF 1

Volleyball Box Score

Tulsa vs USF (Oct 16, 2015 at Tampa, Fla.)

Box score for Match 19 showing player statistics for Tulsa and USF, including sets, kills, attacks, serves, and blocks.

Team Attack By Set

Team Attack By Set table for Match 19, showing sets, kills, errors, attacks, percentages, and sideouts.

SET SCORES

SET SCORES table for Match 19, showing set scores for Tulsa (3) and USF (1).

TOTAL TEAM BLOCKS: 9.0

Box score for Match 19 showing player statistics for USF, including sets, kills, attacks, serves, and blocks.

Team Attack By Set

Team Attack By Set table for Match 19, showing sets, kills, errors, attacks, percentages, and sideouts.

TOTAL TEAM BLOCKS: 6.0

Site: Tampa, Fla. (The Corral)

Date: Oct 16, 2015 Attend: 334 Time: 2:09

Referees: Mike Hertz, Leisa Jordan

Tie scores 1 2 3 4 Total

Lead change 4 1 6 2 13

MATCH 18: CINCINNATI 3, USF 1

Volleyball Box Score

USF vs Cincinnati (Oct 11, 2015 at Cincinnati, Ohio)

Box score for Match 18 showing player statistics for USF and Cincinnati, including sets, kills, attacks, serves, and blocks.

Team Attack By Set

Team Attack By Set table for Match 18, showing sets, kills, errors, attacks, percentages, and sideouts.

SET SCORES

SET SCORES table for Match 18, showing set scores for USF (1) and Cincinnati (3).

TOTAL TEAM BLOCKS: 11.0

Box score for Match 18 showing player statistics for Cincinnati, including sets, kills, attacks, serves, and blocks.

Team Attack By Set

Team Attack By Set table for Match 18, showing sets, kills, errors, attacks, percentages, and sideouts.

SET SCORES

SET SCORES table for Match 18, showing set scores for USF (1) and Cincinnati (3).

TOTAL TEAM BLOCKS: 9.0

Site: Cincinnati, Ohio (Fifth Third Arena)

Date: Oct 11, 2015 Attend: 371 Time: 2:00

Referees: Mick Huffman, Brian Hemelgarn

Tie scores 1 2 3 4 Total

Lead change 0 2 0 3 5

MATCH 20: SMU 3, USF 1

Volleyball Box Score

SMU vs USF (Oct 18, 2015 at Tampa, Fla.)

Box score for Match 20 showing player statistics for SMU and USF, including sets, kills, attacks, serves, and blocks.

Team Attack By Set

Team Attack By Set table for Match 20, showing sets, kills, errors, attacks, percentages, and sideouts.

SET SCORES

SET SCORES table for Match 20, showing set scores for SMU (3) and USF (1).

TOTAL TEAM BLOCKS: 7.0

Box score for Match 20 showing player statistics for USF, including sets, kills, attacks, serves, and blocks.

Team Attack By Set

Team Attack By Set table for Match 20, showing sets, kills, errors, attacks, percentages, and sideouts.

SET SCORES

SET SCORES table for Match 20, showing set scores for SMU (3) and USF (1).

TOTAL TEAM BLOCKS: 8.0

Site: Tampa, Fla. (The Corral)

Date: Oct 18, 2015 Attend: 433 Time: 1:55

Referees: Rebecca Cartensen, Mike Hertz

Tie scores 1 2 3 4 Total

Lead change 8 1 1 1 11

INDIVIDUAL CAREER RECORDS

KILLS

| | | |
|---------------------|-------|-------------------|
| 1. Michelle Collier | 2,729 | 1998-'02 |
| 2. Marcela Gurgel | 1,801 | 2006-'09 |
| 3. Nikki Richt | 1,726 | 1985-'87, '89 |
| 4. Haylee Red | 1,521 | 1993-'95 |
| 5. Erica Berggren | 1,438 | 1993-'96 |
| Belinda Spivey | 1,438 | 1985-'86, '88-'89 |
| 7. Kristina Fabris | 1,413 | 2004-'07 |
| 8. Erin Fairs | 1,234 | 2012-'14 |
| 9. Paula Araujo | 1,169 | 1996-'97 |
| 10. Lori Gribben | 1,054 | 1995-'99 |

HITTING PERCENTAGE

| | | |
|---------------------|------|---------------|
| 1. Erica Berggren | .415 | 1993-'96 |
| 2. Deborah Woolwine | .362 | 1987-'88 |
| 3. Ale Domingos | .317 | 2001-'02 |
| 4. Nikki Richt | .303 | 1985-'87, '89 |
| 5. Shameka Mitchell | .300 | 2001-'03 |
| 6. Bonnye Glover | .296 | 2000-'03 |
| 7. Joli Holland | .292 | 2014-Present |
| Corinne Walsh | .292 | 2002 |
| 9. Allie Boaz | .275 | 2007-'10 |
| 10. Haylee Red | .269 | 1993-'95 |

ASSISTS

| | | |
|--------------------------|-------|----------|
| 1. Sarah Runka | 5,995 | 1994-'97 |
| 2. Amanda Stover | 4,126 | 1990-'93 |
| 3. Mariana Thon | 3,369 | 2007-'10 |
| 4. Tomiko Adams | 3,095 | 1986-'87 |
| 5. Ale Domingos | 2,961 | 2001-'02 |
| 6. Melanie Mueller | 2,596 | 1999-'00 |
| 7. Wendy Dennis | 2,571 | 1988-'89 |
| 8. Natalia Soares | 2,329 | 2012-'15 |
| 9. Juliana Nogueira | 1,964 | 2004-'06 |
| 10. Brittany Castelamare | 1,642 | 2006-'09 |

DIGS

| | | |
|------------------------|-------|-------------------|
| 1. Michelle Collier | 1,747 | 1998-'02 |
| 2. Nikki Richt | 1,462 | 1985-'87, '89 |
| 3. Stephanie Augustavo | 1,440 | 2005-'08 |
| 4. Erin Fairs | 1,301 | 2012-'14 |
| 5. Janice Rivera | 1,257 | 2009-'11 |
| 6. Wylie Devlin | 1,243 | 2012-'15 |
| 7. Haylee Red | 1,215 | 1993-'95 |
| 8. Belinda Spivey | 1,214 | 1985-'86, '88-'89 |
| 9. Michelle Grubka | 1,211 | 1982-'85 |
| 10. Lori Gribben | 1,208 | 1995-'99 |

ACES

| | | |
|---------------------|-----|-------------------|
| 1. Belinda Spivey | 373 | 1985-'86, '88-'89 |
| 2. Michelle Collier | 257 | 1998-'02 |
| 3. Nikki Richt | 226 | 1985-'87, '89 |
| 4. Marcela Gurgel | 219 | 2006-'09 |
| 5. Shanna Hindman | 187 | 1985-'86, '88-'89 |
| 6. Michelle Grubka | 165 | 1982-'85 |
| 7. Haylee Red | 157 | 1993-'95 |
| 8. Michele Thorner | 139 | 1983-'85 |
| 9. Nancy Smik | 126 | 1982-'85 |
| 10. Aimee Barnett | 105 | 1982-'84 |

TOTAL BLOCKS

| | | |
|---------------------------|-----|-------------------|
| 1. Erica Berggren | 626 | 1993-'96 |
| 2. Wendy Wingrove | 545 | 1983-'86 |
| 3. Andrea Rodriguez Gomez | 535 | 2010-'13 |
| 4. Jennica Mullins | 527 | 2012-'14 |
| 5. Shanna Hindman | 434 | 1985-'86, '88-'89 |
| 6. Alli Arbogast | 430 | 2006-'09 |
| 7. Crissy Bush | 394 | 1998-'00 |
| 8. Nakia Williams | 345 | 2005-'08 |
| 9. Linda Meier | 332 | 1984-'85 |
| 10. Caitlin Breen | 325 | 2009-'12 |

SOLO BLOCKS

| | | |
|---------------------|-----|-------------------|
| 1. Wendy Wingrove | 185 | 1983-'86 |
| 2. Erica Berggren | 138 | 1993-'96 |
| 3. Sarah Runka | 119 | 1994-'97 |
| 4. Jennica Mullins | 104 | 2012-'14 |
| 5. Michelle Grubka | 102 | 1982-'85 |
| 6. Linda Meier | 101 | 1984-'85 |
| 7. Shanna Hindman | 93 | 1985-'86, '88-'89 |
| 8. Dana Solomon | 85 | 1982-'83 |
| 9. Deborah Woolwine | 84 | 1987-'88 |
| Roni Premer | 84 | 1981-'82 |

BLOCK ASSISTS

| | | |
|---------------------------|-----|-------------------|
| 1. Erica Berggren | 488 | 1993-'96 |
| 2. Andrea Rodriguez Gomez | 465 | 2010-'13 |
| 3. Jennica Mullins | 423 | 2012-'14 |
| 4. Alli Arbogast | 380 | 2006-'09 |
| 5. Wendy Wingrove | 360 | 1983-'86 |
| 6. Shanna Hindman | 341 | 1985-'86, '88-'89 |
| 7. Crissy Bush | 320 | 1998-'00 |
| 8. Nakia Williams | 306 | 2005-'08 |
| 9. Kristina Fabris | 300 | 2004-'07 |
| 10. Caitlin Breen | 284 | 2009-'12 |



Kristina Fabris - 1,413 career kills



Stephanie Augustavo - 1,440 career digs



Jennica Mullins - 432 career block assists, 104 career solo blocks

INDIVIDUAL SINGLE SEASON RECORDS

KILLS

| | | |
|----------------------|-----|------|
| 1. Michelle Collier | 760 | 2000 |
| 2. Michelle Collier | 738 | 2002 |
| 3. Belinda Spivey | 707 | 1986 |
| 4. Paula Araujo | 680 | 1997 |
| 5. Michelle Collier | 642 | 1998 |
| 6. Haylee Red | 613 | 1994 |
| 7. Nikki Richt | 593 | 1987 |
| 8. Deborah Woolwine | 573 | 1987 |
| 9. Fiona Waters | 570 | 1990 |
| 10. Shameka Mitchell | 560 | 2003 |

KILLS/SET

| | | |
|---------------------|------|------|
| 1. Michelle Collier | 6.28 | 2000 |
| 2. Michelle Collier | 5.68 | 1998 |
| 3. Michelle Collier | 5.63 | 2002 |
| 4. Paula Araujo | 5.40 | 1997 |
| 5. Michelle Collier | 5.27 | 2001 |
| 6. Haylee Red | 4.79 | 1994 |
| 7. Haylee Red | 4.75 | 1995 |
| 8. Shameka Mitchell | 4.71 | 2003 |
| 9. Paula Araujo | 4.61 | 1996 |
| 10. Belinda Spivey | 4.46 | 1986 |

HITTING PERCENTAGE

| | | |
|----------------------|------|------|
| 1. Erica Berggren | .443 | 1993 |
| 2. Erica Berggren | .433 | 1994 |
| 3. Erica Berggren | .409 | 1996 |
| 4. Erica Berggren | .395 | 1995 |
| 5. Deborah Woolwine | .369 | 1988 |
| 6. Bonnye Glover | .365 | 2001 |
| 7. Ale Domingos | .358 | 2002 |
| Deborah Woolwine | .358 | 1987 |
| 9. Heidi Roarty | .351 | 1993 |
| 10. Shameka Mitchell | .344 | 2001 |

ATTACKS

| | | |
|---------------------|-------|------|
| 1. Michelle Collier | 1,873 | 2000 |
| 2. Michelle Collier | 1,723 | 2002 |
| 3. Haylee Red | 1,616 | 1994 |
| 4. Paula Araujo | 1,568 | 1997 |
| 5. Michelle Collier | 1,517 | 1998 |
| 6. Belinda Spivey | 1,512 | 1986 |
| 7. Haylee Red | 1,369 | 1995 |
| 8. Nikki Richt | 1,334 | 1987 |
| 9. Michelle Collier | 1,301 | 2001 |
| 10. Marcela Gurgel | 1,282 | 2006 |

ASSISTS

| | | |
|--------------------|-------|------|
| 1. Ale Domingos | 1,753 | 2002 |
| 2. Sarah Runka | 1,680 | 1997 |
| 3. Melanie Mueller | 1,601 | 2000 |
| 4. Sarah Runka | 1,587 | 1994 |
| 5. Tomiko Adams | 1,555 | 1987 |
| 6. Tomiko Adams | 1,540 | 1986 |
| 7. Maria Hogberg | 1,501 | 1998 |
| 8. Sarah Runka | 1,438 | 1996 |
| 9. Melayne Wootan | 1,430 | 2003 |
| 10. Wendy Dennis | 1,394 | 1988 |

ASSISTS/SET

| | | |
|---------------------|-------|------|
| 1. Melanie Mueller | 13.80 | 2000 |
| 2. Sarah Runka | 13.66 | 1997 |
| 3. Sarah Runka | 13.44 | 1996 |
| 4. Maria Hogberg | 13.40 | 1998 |
| 5. Ale Domingos | 13.28 | 2002 |
| 6. Ale Domingos | 12.99 | 2001 |
| 7. Sarah Runka | 12.90 | 1994 |
| 8. Sarah Runka | 12.40 | 1995 |
| 9. Juliana Nogueira | 11.72 | 2004 |
| 10. Wendy Dennis | 11.62 | 1988 |

DIGS

| | | |
|--------------------|-----|------|
| 1. Dana Solomon | 562 | 1983 |
| 2. Claudia Cabrera | 547 | 2012 |
| 3. Aimee Barnett | 544 | 1984 |
| 4. Wylie Devlin | 542 | 2015 |
| 5. Nikki Richt | 523 | 1987 |
| 6. Paula Araujo | 515 | 1997 |
| 7. Erin Fairs | 507 | 2013 |
| 8. Erin Fairs | 481 | 2014 |
| 9. Haylee Red | 468 | 1994 |
| 10. Amy Van Sant | 466 | 2013 |

ACES

| | | |
|---------------------|-----|------|
| 1. Belinda Spivey | 168 | 1986 |
| 2. Nikki Richt | 90 | 1987 |
| 3. Mary Read | 86 | 1983 |
| 4. Belinda Spivey | 80 | 1985 |
| 5. Marcela Gurgel | 73 | 2008 |
| Shanna Hindman | 73 | 1983 |
| 7. Michelle Collier | 70 | 2002 |
| 8. Marcela Gurgel | 69 | 2007 |
| 9. Belinda Spivey | 66 | 1988 |
| 10. Shanna Hindman | 65 | 1987 |

TOTAL BLOCKS

| | | |
|---------------------------|-----|------|
| 1. Deborah Woolwine | 200 | 1987 |
| 2. Andrea Rodriguez Gomez | 182 | 2013 |
| 3. Linda Meier | 174 | 1984 |
| 4. Alli Arbogast | 171 | 2007 |
| Erica Berggren | 171 | 1995 |
| 6. Wendy Wingrove | 164 | 1986 |
| 7. Linda Meier | 158 | 1985 |
| Wendy Wingrove | 158 | 1984 |
| 9. Jennica Mullins | 156 | 2014 |
| Erica Berggren | 156 | 1994 |

SOLO BLOCKS

| | | |
|--------------------|----|------|
| 1. Dana Solomon | 78 | 1982 |
| 2. Wendy Wingrove | 69 | 1986 |
| Deborah Woolwine | 69 | 1987 |
| 4. Michelle Grubka | 67 | 1982 |
| 5. Linda Meier | 54 | 1985 |
| 6. Linda Meier | 47 | 1984 |
| 7. Erica Berggren | 39 | 1994 |
| 8. Shanna Hindman | 37 | 1989 |
| 9. Erica Berggren | 36 | 1995 |

BLOCK ASSISTS

| | | |
|---------------------------|-----|------|
| 1. Alli Arbogast | 154 | 2007 |
| 2. Andrea Rodriguez Gomez | 152 | 2013 |
| 3. Jennica Mullins | 135 | 2014 |
| Erica Berggren | 135 | 1995 |
| 4. Deborah Woolwine | 131 | 1987 |
| 5. Linda Meier | 127 | 1984 |
| 6. Andrea Rodriguez Gomez | 123 | 2012 |
| Bonnye Glover | 123 | 2003 |
| Wendy Wingrove | 123 | 1984 |
| 9. Andrea Rodriguez Gomez | 119 | 2011 |
| Erica Berggren | 119 | 1996 |



Andrea Rodriguez Gomez - 182 blocks in 2013

INDIVIDUAL SINGLE MATCH RECORDS

KILLS

| | | |
|---------------------|----------------------|----------|
| 1. Michelle Collier | 41 vs. Louisville | 11/10/00 |
| 2. Michelle Collier | 38 vs. Cal Poly SLO | 12/1/00 |
| Michelle Collier | 38 vs. Tulane | 11/4/00 |
| 4. Michelle Collier | 37 vs. Louisville | 11/22/98 |
| Belinda Spivey | 37 vs. Tampa | 10/29/86 |
| 6. Michelle Collier | 36 vs. Louisville | 10/7/01 |
| Fiona Waters | 36 vs. UCF | 10/24/90 |
| 8. Michelle Collier | 35 vs. Georgia Tech | 9/14/02 |
| Michelle Collier | 35 vs. UNC Charlotte | 11/20/98 |
| 10. Haylee Red | 32 vs. UCF | 10/24/95 |
| Haylee Red | 32 vs. Cincinnati | 10/15/95 |

HITTING PERCENTAGE

| | | |
|---------------------|------------------------|---------|
| 1. Deborah Woolwine | .917 vs. UCF | 9/23/87 |
| 2. Shameka Mitchell | .909 vs. Stetson | 9/16/02 |
| Erica Berggren | .909 vs. Cleveland St. | 9/16/94 |

ATTACKS

| | | |
|---------------------|----------------------|----------|
| 1. Michelle Collier | 106 vs. Louisville | 11/10/00 |
| 2. Michelle Collier | 96 vs. Cal Poly SLO | 12/1/00 |
| 3. Michelle Collier | 92 vs. UNC Charlotte | 11/20/98 |
| 4. Michelle Collier | 91 vs. Tulane | 11/4/00 |
| Haylee Red | 91 vs. Virginia Tech | 10/14/94 |
| 6. Haylee Red | 88 vs. Cincinnati | 10/15/95 |
| 7. Paula Araujo | 87 vs. Houston | 9/19/97 |
| 8. Belinda Spivey | 86 vs. Tampa | 10/29/86 |

ASSISTS

| | | |
|-------------------|----------------------|----------|
| 1. Maria Hogberg | 83 vs. Louisville | 11/22/98 |
| 2. Ale Domingos | 81 vs. UCF | 10/15/02 |
| 3. Sarah Runka | 76 vs. UCF | 10/24/95 |
| 4. Sarah Runka | 75 vs. Louisville | 11/19/95 |
| Sarah Runka | 75 vs. Louisville | 10/17/97 |
| 6. Melayne Wootan | 74 vs. Houston | 11/21/03 |
| Wendy Dennis | 74 vs. Florida State | 10/22/88 |
| Sarah Runka | 74 vs. Cincinnati | 10/15/95 |

DIGS

| | | |
|-------------------|--------------------------|----------|
| 1. Galina Fouks | 39 vs. Va. Commonwealth | 10/11/90 |
| Galina Fouks | 39 vs. Florida Southern | 9/18/90 |
| 3. Erin Fairs | 35 vs. SMU | 11/14/14 |
| 4. Janice Rivera | 34 vs. Connecticut | 10/2/09 |
| Aimee Barnett | 34 vs. Appalachian State | 9/27/84 |
| 6. Maryann Mooney | 33 vs. UNC Charlotte | 10/3/99 |
| Katiane Simonetti | 33 vs. Houston | 9/19/97 |
| 8. Janice Rivera | 32 vs. Villanova | 11/4/11 |
| 9. Janice Rivera | 31 vs. Miami (OH) | 9/4/10 |
| Paula Araujo | 31 vs. Louisville | 11/3/96 |
| Mika Shepherd | 31 vs. Virginia Tech | 10/14/94 |

ACES

| | | |
|----------------------|-------------------------|----------|
| 1. Belinda Spivey | 14 vs. Temple | 11/8/86 |
| 2. Michelle Collier | 9 vs. New Orleans | 9/23/01 |
| Melissa Crownover | 9 vs. UNC Charlotte | 10/11/90 |
| Belinda Spivey | 9 vs. Stetson | 10/4/89 |
| 5. Michelle Collier | 8 vs. UAB | 10/2/01 |
| Michelle Collier | 8 vs. Utah State | 9/12/98 |
| Mary Red | 8 vs. Mississippi State | 9/24/83 |
| Kari Lee | 8 vs. Stetson | 11/5/83 |
| 9. Michelle Stalbaum | 7 vs. Jacksonville | 11/16/04 |
| Marcela Gurgel | 7 vs. Wright State | 9/9/06 |
| Marcela Gurgel | 7 vs. West Virginia | 10/16/07 |

TOTAL BLOCKS

| | | |
|---------------------------|-------------------------|-----------|
| 1. Erica Berggren | 21 vs. Cincinnati | 10/15/95 |
| 2. Alli Arbogast | 16 vs. Connecticut | 10/2/09 |
| 3. Andrea Rodriguez Gomez | 14 vs. UMES | 9/3/2011 |
| Shameka Mitchell | 14 vs. Houston | 10/25/03 |
| Cristina Bush | 14 vs. Saint Louis | 10/1/99 |
| 6. Alli Arbogast | 12 vs. Seton Hall | 9/27/2009 |
| Alli Arbogast | 12 vs. Wright State | 9/8/07 |
| Alli Arbogast | 12 vs. Cincinnati | 9/23/07 |
| Bonnye Glover | 12 vs. Cincinnati | 11/15/03 |
| Erica Berggren | 12 vs. Cincinnati | 10/11/96 |
| Erica Berggren | 12 vs. Western Michigan | 9/23/94 |

SOLO BLOCKS

| | | |
|------------------------|------------------------|----------|
| 1. Dana Solomon | 7 vs. Illinois | 10/8/82 |
| 2. Cristina Bush | 6 vs. Saint Louis | 10/1/99 |
| Erica Berggren | 6 vs. Cincinnati | 10/15/95 |
| 4. Erica Berggren | 4 vs. Cincinnati | 10/11/96 |
| Erica Berggren | 4 vs. UCF | 11/9/94 |
| Amy Honold | 4 vs. Va. Commonwealth | 10/15/94 |
| Heidi Roarty | 4 vs. UNC Charlotte | 11/20/93 |
| Nakia Williams | 4 vs. Syracuse | 10/5/07 |
| Andrea Rodriguez Gomez | 4 vs. FGCU | 9/10/13 |

BLOCK ASSISTS

| | | |
|---------------------------|-------------------------|----------|
| 1. Erica Berggren | 15 vs. Cincinnati | 10/15/95 |
| 2. Andrea Rodriguez Gomez | 14 vs. UMES | 9/3/11 |
| Alli Arbogast | 14 vs. Connecticut | 10/2/09 |
| 4. Shameka Mitchell | 13 vs. Houston | 10/25/03 |
| 5. Bonnye Glover | 12 vs. Cincinnati | 11/15/03 |
| Erica Berggren | 12 vs. Western Michigan | 9/23/94 |
| 7. Andrea Rodriguez Gomez | 11 vs. Pittsburgh | 9/13/13 |
| Alli Arbogast | 11 vs. Seton Hall | 9/27/09 |
| Alli Arbogast | 11 vs. Cincinnati | 9/23/07 |
| Bonnye Glover | 11 vs. Houston | 10/25/03 |
| Rachel Jobs | 11 vs. Marquette | 11/16/01 |
| Shanna Hindman | 11 vs. UCF | 9/14/88 |

TEAM RECORDS

Single Match

Single Season

Miscellaneous

KILLS

| | | | |
|----|-----|-------------------|----------|
| 1. | 105 | vs. Louisville | 11/22/98 |
| 2. | 93 | vs. UCF | 10/24/95 |
| 3. | 90 | vs. Cincinnati | 10/15/95 |
| 4. | 89 | vs. Louisville | 10/7/01 |
| 5. | 88 | vs. UCF | 10/15/02 |
| | 88 | vs. Florida State | 10/22/88 |

HITTING PERCENTAGE

| | | | |
|----|------|--------------------------|----------|
| 1. | .565 | vs. Georgia Southern | 9/6/97 |
| 2. | .517 | vs. Jackson State | 9/23/95 |
| 3. | .500 | vs. East Carolina | 10/4/02 |
| 4. | .478 | vs. Arkansas-Little Rock | 10/2/93 |
| | .478 | vs. DePaul | 10/27/96 |

ATTACKS

| | | | |
|----|-----|-------------------|----------|
| 1. | 280 | vs. Florida State | 10/22/88 |
| 2. | 270 | vs. Houston | 9/19/97 |
| 3. | 263 | vs. Houston | 9/19/00 |
| 4. | 257 | vs. Louisville | 11/22/98 |
| 5. | 245 | vs. Cal Poly SLO | 12/1/00 |

ASSISTS

| | | | |
|----|----|-------------------|----------|
| 1. | 98 | vs. Louisville | 11/22/98 |
| 2. | 84 | vs. UCF | 10/15/02 |
| | 84 | vs. Florida State | 10/22/88 |
| 4. | 81 | vs. Louisville | 10/7/01 |
| | 81 | vs. UCF | 10/24/95 |

DIGS

| | | | |
|----|-----|-----------------------|----------|
| 1. | 165 | vs. Appalachian State | 9/27/84 |
| 2. | 136 | vs. Virginia Tech | 10/14/94 |
| 3. | 125 | vs. Tampa | 9/29/90 |
| 4. | 121 | vs. Cincinnati | 10/2/98 |
| 5. | 115 | vs. Houston | 9/19/97 |

ACES

| | | | |
|----|----|----------------------|----------|
| 1. | 21 | vs. UNC Charlotte | 10/11/90 |
| 2. | 20 | vs. West Virginia | 10/12/07 |
| 3. | 19 | vs. UAB | 10/2/01 |
| | 19 | vs. Florida Southern | 9/21/84 |
| 5. | 15 | vs. UNC Charlotte | 10/28/89 |
| | 15 | vs. Morehead State | 10/14/89 |

SOLO BLOCKS

| | | | |
|----|----|-------------------|----------|
| 1. | 22 | vs. Tampa | 10/18/82 |
| 2. | 9 | vs. Tulane | 11/11/01 |
| | 9 | vs. Southern Miss | 11/9/01 |
| | 9 | vs. Temple | 11/3/89 |
| 5. | 8 | vs. Cincinnati | 10/15/95 |

BLOCK ASSISTS

| | | | |
|----|----|----------------|----------|
| 1. | 48 | vs. Houston | 10/25/03 |
| 2. | 40 | vs. Cincinnati | 9/23/07 |
| | 40 | vs. Cincinnati | 10/15/95 |
| 4. | 39 | vs. UCF | 9/14/88 |
| 5. | 38 | vs. Houston | 11/15/03 |

KILLS

| | | |
|----|-------|------|
| 1. | 2,270 | 2002 |
| 2. | 2,131 | 1990 |
| 3. | 2,046 | 1987 |
| 4. | 2,040 | 2000 |
| 5. | 2,034 | 1997 |

HITTING PERCENTAGE

| | | |
|----|------|------|
| 1. | .300 | 1993 |
| 2. | .269 | 1986 |
| 3. | .263 | 2002 |
| 4. | .253 | 2001 |
| | .253 | 1996 |

ATTACKS

| | | |
|----|-------|------|
| 1. | 5,482 | 2000 |
| 2. | 5,343 | 1997 |
| 3. | 5,305 | 1990 |
| 4. | 5,265 | 2002 |
| 5. | 5,203 | 1989 |

ASSISTS

| | | |
|----|-------|------|
| 1. | 2,076 | 2002 |
| 2. | 1,931 | 1990 |
| 3. | 1,892 | 1997 |
| 4. | 1,872 | 2000 |
| 5. | 1,844 | 1986 |

DIGS

| | | |
|----|-------|------|
| 1. | 2,731 | 1984 |
| 2. | 2,510 | 1983 |
| 3. | 2,481 | 1990 |
| 4. | 2,341 | 2000 |
| 5. | 2,273 | 1997 |

ACES

| | | |
|----|-----|------|
| 1. | 430 | 1986 |
| 2. | 358 | 1985 |
| 3. | 357 | 1987 |
| 4. | 347 | 1990 |
| 5. | 329 | 1984 |

SOLO BLOCKS

| | | |
|----|-----|------|
| 1. | 176 | 1985 |
| | 176 | 1986 |
| 3. | 152 | 1987 |
| 4. | 149 | 1984 |
| 5. | 124 | 1990 |

BLOCK ASSISTS

| | | |
|----|-----|------|
| 1. | 575 | 2007 |
| 2. | 519 | 2013 |
| 3. | 510 | 1984 |
| 4. | 497 | 2002 |
| 5. | 493 | 2009 |

LONGEST WINNING STREAK

20 Matches (9/22/00 - 11/18/00)

LONGEST HOME WINNING STREAK

30 Matches (9/29/92 - 11/19/94)

MOST WINS IN A SEASON

34 (1986)

LEAST LOSSES IN A SEASON

5 (1995 and 1996)

ALL-TIME LETTERWINNERS

• A •

| | |
|----------------------|----------|
| Adams, Tomiko | 1986-'87 |
| Albano, Casey | 2011-'12 |
| Anderson, Julie | 1979-'80 |
| Arango, Isabel | 1983 |
| Araujo, Paula | 1996-'97 |
| Arbogast, Alli | 2006-'09 |
| Augustavo, Stephanie | 2005-'08 |

• B •

| | |
|------------------------|---------------------|
| Bachman, Megan | 1997-'00 |
| Barnett, Aimee | 1982-'84 |
| Barron, Nicolette | 2003 |
| Barton, Liz | 2010 |
| Bates, Nancy | 1972 |
| Baumgartner, Susan | 1989 |
| Belcher, Denise | 2015-Present |
| Berggren, Erica | 1993-'96 |
| Bivins, Kayla | 2012-'13 |
| Blackwelder, Pam | 1992 |
| Blake, Pam | 1986 |
| Bleke, Shelby | 2012 |
| Boaz, Allie | 2007-'10 |
| Bowman, Christina | 1997 |
| Brooks, Hailey | 2013 |
| Brown, Ciara | 2012-'13 |
| Brown, Nancy | 1974 |
| Brown, Payton | 2014-'15 |
| Burghart, Jessica | 2009-'12 |
| Burkhardt, Molly | 2015 |
| Burris, Marni | 1991-'92 |
| Bush, Cristina | 1998-'00 |

• C •

| | |
|-----------------------|----------|
| Cabrera, Claudia | 2011-'12 |
| Capps, Angela | 1987 |
| Carpenter, Ainta | 1987-'90 |
| Castelamare, Brittany | 2006-'09 |
| Castro, Trilbo | 1978-'79 |
| Chwalik, Cindy | 1980-'81 |
| Clayton, Deidra | 1975 |
| Cook, Sonia | 1989-'81 |
| Collier, Michelle | 1998-'02 |
| Couch, Dolores | 1984 |
| Cromlich, Julie | 1988 |
| Crownover, Melissa | 1990 |
| Cruz, Cathy | 1981 |

• D •

| | |
|--------------------|----------|
| Dailey, Shelbie | 2011 |
| Dana-Fullam, Julie | 1993 |
| Daniel, Falin | 2005 |
| Danthon, Cynthia | 2007-'08 |
| Davis, J'beria | 2010-'12 |
| DeBoard, Linda | 1972-'73 |
| Dennis Tranae | 1996-'97 |
| Dennis, Wendy | 1988-'89 |
| DeVaughn, Erika | 2009 |
| Devlin, Wylie | 2012-'15 |
| Dickinson, Jaime | 2013-'14 |
| DiRico, Julio | 1977 |
| Domingos, Ale | 2001-'02 |
| Duncan, Susan | 1974-'75 |

• E •

| | |
|--------------------------|---------------------|
| Echols, Mollie | 2006-'09 |
| Ehizee, Priscilla | 2014-Present |
| El Houssine, Valerie | 2010-'12 |
| English, Sandi | 1983 |
| Ericson, Heidi | 1995 |
| Escobar, Terri | 1980 |

• F •

| | |
|------------------|----------|
| Fabris, Kristina | 2004-'07 |
| Fairs, Erin | 2012-'14 |
| Fechik, Katie | 1980 |
| Figueredo, Laura | 1977 |
| Flynn, Phyllis | 1986 |
| Fouks, Galina | 1989-'92 |
| Franklin, Mary | 1979-'80 |
| Frey, Debbie | 1989 |
| Fridell, Ahndi | 1991 |

• G •

| | |
|--------------------------|---------------------|
| Garner, Karla | 1977 |
| Glover, Bonnye | 2000-'03 |
| Goodnight, Adyson | 2014-Present |
| Goodnough, Anna | 1982 |
| Goodpastor, Pam | 1972 |
| Gordon, Patricia | 1975-'78 |
| Greene, Jenny | 1981 |
| Gribben, Lori | 1995-'99 |
| Gover, Kelly | 1996 |
| Grubka, Michelle | 1982-'85 |
| Guidish, Lindsay | 2000-'01 |
| Gunter, Debra | 1973-'74 |
| Gurgel, Marcela | 2006-'09 |

• H •

| | |
|---------------------------|---------------------|
| Hackshaw, Karen | 1973-'74 |
| Hammond, Pamela | 1977-'78 |
| Hampton, Dakota | 2013-Present |
| Harrison, Midori | 2012 |
| Hasko, Callie | 2009-'10 |
| Hastie, Jennifer | 1987 |
| Haws, Angela | 1990-'91 |
| Havlickova, Jarka | 2006-'09 |
| Heidelberg, Alexus | 2013-Present |
| Herrell, Cari | 1989 |
| Higgins, Cara | 1989-'92 |
| Hill, Korie | 1993 |
| Hindman, Shanna | 1985, '87-'89 |
| Holland, Joli | 2014-Present |
| Honold, Amy | 1993 |
| Hunt, Janice | 1975-'76 |

• J •

| | |
|------------------|----------|
| Jetmore, Cynthia | 1977-'79 |
| Jobes, Rachel | 2001-'02 |
| Johnson, Ashli | 1989-'90 |
| Johnson, Lori | 1985 |
| Jovanovich, Kara | 2003 |

• K •

| | |
|---------------------|----------|
| Kearney, Carlie | 2007 |
| Keller, Pat | 1987-'89 |
| Kelly, Brittany | 2014 |
| Kent, Cheryn | 1975-'76 |
| Kitt, Barbara | 1976-'78 |
| Kleyweg, Amy | 1993-'95 |
| Knoechel, Christine | 2007-'10 |
| Koval, Nikki | 2015 |
| Kracd, Erin | 2007 |
| Kroskosz, Lee | 1984-'85 |

• L •

| | |
|-------------------|----------|
| Lauber, Jennifer | 2012 |
| Lamont, Michelle | 1981-'82 |
| Lazzarino, Anna | 1987-'89 |
| LeBlanc, Suzanne | 1972 |
| Lee, Kari | 1983 |
| Leon, Esther | 1976-'77 |
| Lindsey, Karissa | 1997 |
| Linhart, Becky | 1990-'92 |
| Lococo, Bridgette | 2015 |
| Logvren, Heidi | 1981-'82 |
| Luiz, Pamela | 2009 |

• M •

| | |
|----------------------|---------------------|
| Mathiasmeier, Kelly | 1998-'01 |
| Maracle, Crystal | 1988-'89 |
| Matos, Rachel | 2007-'09 |
| Matte, Eileen | 1980 |
| McCall, Janey | 1972-'75 |
| McCosh, Kate | 2003 |
| McDowell, Ashley | 2005 |
| McNeil, Cathy | 1976 |
| Mendoza, Alex | 2014-Present |
| Metzcus, Monique | 1992-'93 |
| Midland, Marie | 1990 |
| Miller, Christine | 1975 |
| Mitchell, Shameka | 2001-'03 |
| Mooney, Maryann | 1999-'02 |
| Morekhodova, Olga | 2014-'15 |
| Morgan, Sherry | 1972 |
| Moss, Sylvia | 1974 |
| Mount, Angie | 1986 |
| Mueller, Leonie | 2002 |
| Mueller, Melanie | 1999-'00 |
| Mullins, Jennica | 2013-'14 |

• N •

| | |
|--------------------|----------|
| Nellicliff, Debbie | 1974 |
| Nicks, Paula | 1972 |
| Niedung, Kirsten | 1991-'93 |
| Noguiera, Juliana | 2004-'06 |
| Norman, Lauri | 1980 |

• O •

| | |
|------------------|----------|
| O'Connor, Alli | 2008 |
| Oliver, Laura | 1980 |
| Oliver, Mary | 1979-'80 |
| Orihuela, Carmen | 1981-'82 |

• P •

| | |
|----------------------|---------------------|
| Palmer, Kelsey | 2008-'11 |
| Panick, Elyse | 2015-Present |
| Patton, Jolene | 2001-'02 |
| Paul, Rachellett | 1997-'00 |
| Payne, Clara | 2015-Present |
| Payne, Tally | 2000-'01 |
| Pereira, Melania | 1979 |
| Pettigrew, Debbie | 1972-'73 |
| Pitisci, Karen | 1979 |
| Poglitsch, Maura | 1972-'73 |
| Pozzi, Fran | 2003 |
| Premer, Roni | 1981-'82 |
| Price, Sue | 1972 |

• Q •

| | |
|---------------------|----------|
| Quenneville, Sylvie | 1994-'95 |
|---------------------|----------|

• R •

| | |
|-------------------------|---------------|
| Ratner, Chynna | 2012 |
| Ratnik, Renata | 1989-'90 |
| Read, Mary | 1983 |
| Reavis, Ashley | 2003-'06 |
| Red, Haylee | 1993-'95 |
| Redenbaugh, Crissie | 1994-'97 |
| Redmond, Alexis | 1996-'97 |
| Rehkop, Lauren | 1993 |
| Reichert, Rachel | 2004 |
| Richardson, Kristen | 1999-'01 |
| Richt, Nikki | 1985-'87, '89 |
| Riemann, Carol | 1972-'73 |
| Rivera, Janice | 2009-'11 |
| Roarty, Heidi | 1992-'93 |
| Rodriguez Gomez, Andrea | 2010-'13 |
| Rogers, Joanne | 1972-'73 |
| Rozier, Kimika | 2010-'11 |
| Rumold, Jennifer | 1995 |
| Runka, Sarah | 1994-'97 |

LETTERWINNERS (CONT.)

ALL-TIME COACHES AND YEARLY RECORDS

| | |
|----------------------|---------------------|
| • S • | |
| Sanders, Jill | 1991-'95 |
| Scarbrough, Bree | 2014 |
| Schofer, Erika | 1991-'92 |
| Scholle, Jenny | 2000-'03 |
| Scott, Lauren | 1972-'73 |
| Sharkey, Shawn | 1975-'76 |
| Shepherd, Mika | 1992-'94 |
| Silveira, Flavia | 2004-'05 |
| Simonetti, Katiane | 1996-'97 |
| Smik, Nancy | 1982-'85 |
| Soares, Natalia | 2012-'15 |
| Socash, Joanne | 1986-'88 |
| Solomon, Dana | 1982-'83 |
| Solomon, Sheri | 1975-'77 |
| Spivey, Belinda | 1985-'86, '88-'89 |
| Stalbaum, Michelle | 2004-'05 |
| Starr, Joie Anne | 1976-'79 |
| Starvish, Mary | 1983 |
| Strazdina, Majja | 2009-'10 |
| Stover, Amanda | 1990-'93 |
| • T • | |
| Talmdage, Shannon | 1991 |
| Tarver, Faith | 2000-'02 |
| Taylor, Erin | 2012 |
| Terry, Carol | 1979 |
| Terry, Donna | 1973-'75 |
| Terry, JoAnne | 1985-'86 |
| Thomsen, Rachyl | 2013 |
| Thon, Mariana | 2007-'10 |
| Thorne, Sharda | 2004 |
| Thorner, Michele | 1983-'85 |
| Thulberry, Sally | 1975-'78 |
| Tintera, Cathy | 1977-'78 |
| Tomski, Monica | 1979 |
| • V • | |
| Van Sant, Amy | 2013-Present |
| Verhoff, Kate | 2005 |
| • W • | |
| Walsh, Corinne | 2002 |
| Walton, Kayla | 2010-'12 |
| Waters, Fiona | 1990 |
| Wehausen, Bonnie | 1983-'84 |
| Welch, Brenda | 1973-'74 |
| Whalen, Carissa | 2013 |
| Whelan, Ruby | 1976 |
| White, Erin | 1997 |
| Wiebe, Donna | 1979 |
| Wingrove, Wendy | 1983-'86 |
| Williams, Johari | 2003-'06 |
| Williams, Nakia | 2005-'08 |
| Wilson, Michelle | 1987-'90 |
| Wiltsey, Karen | 1982 |
| Winnett, Denise | 1975-'76 |
| Wolfe, Denise | 1975-'76 |
| Woolwine, Deborah | 1987-'88 |
| Wootan, Melayne | 2002-'03 |
| Wulff, Rachel | 1996-'97 |
| • Y • | |
| Yengel, Nancy | 1974-'75 |
| • Z • | |
| Zorka, Heather | 1988-'89 |
| Zukley, Kathy | 1988-'89 |

| Year | Coach | W-L-T | Conference | W-L/Finish | Postseason |
|------|-------------------|---------|--------------|--------------------------------|------------|
| 1972 | Janie Cheatham | 10-8 | N/A | N/A | |
| 1973 | Janie Cheatham | 20-12 | N/A | N/A | |
| 1974 | Janie Cheatham | 15-8 | N/A | N/A | |
| 1975 | Janie Cheatham | 19-11 | N/A | N/A | |
| 1976 | Cyndi Miranda | 16-16 | Sun Belt | N/A | |
| 1977 | Kathy Patrick | 24-18 | Sun Belt | N/A | |
| 1978 | Rich Romine | 9-22 | Sun Belt | N/A | |
| 1979 | Hood/Deese | 17-21 | Sun Belt | N/A | |
| | Mary Beth Hood | 14-12 | Sun Belt | N/A | |
| | Hildred Deese | 3-9 | Sun Belt | N/A | |
| 1980 | Hildred Deese | 13-20 | Sun Belt | N/A | |
| 1981 | Hildred Deese | 23-13-2 | Sun Belt | N/A | |
| 1982 | Hildred Deese | 17-18 | Sun Belt | N/A | |
| 1983 | Hildred Deese | 22-19 | Sun Belt | N/A | |
| 1984 | Debbie Richardson | 26-12 | Sun Belt | N/A | |
| 1985 | Debbie Richardson | 26-18 | Sun Belt | N/A | |
| 1986 | Debbie Richardson | 34-13 | Sun Belt | N/A | |
| 1987 | Debbie Richardson | 29-21 | Sun Belt | N/A | |
| 1988 | Debbie Richardson | 25-10 | Sun Belt | N/A | |
| 1989 | Debbie Richardson | 22-19 | Sun Belt | N/A | WIVC |
| 1990 | Debbie Richardson | 18-24 | Sun Belt | N/A | |
| 1991 | Perri Hankins | 18-17 | Metro | 3-3/Fourth | |
| 1992 | Perri Hankins | 15-12 | Metro | 4-2/Third | |
| 1993 | Perri Hankins | 23-7 | Metro | 6-0/First | NCAA |
| 1994 | Perri Hankins | 28-9 | Metro | 5-1/Second | NIVC |
| 1995 | Perri Hankins | 27-5 | C-USA | 11-1/First (Red Division) | NCAA |
| 1996 | Perri Hankins | 27-5 | C-USA | 13-1/First (Red Division) | NCAA |
| 1997 | Perri Hankins | 26-9 | C-USA | 15-1/First (National Division) | NCAA |
| 1998 | Perri Hankins | 25-8 | C-USA | 13-3/First (National Division) | NCAA |
| 1999 | Nancy Mueller | 15-18 | C-USA | 7-9/Second (National Division) | |
| 2000 | Nancy Mueller | 28-6 | C-USA | 15-1/First (National Division) | NCAA |
| 2001 | Nancy Mueller | 21-9 | C-USA | 13-3/Tied-Second | |
| 2002 | Nancy Mueller | 30-7 | C-USA | 12-1/Tied-First | NCAA |
| 2003 | Nancy Mueller | 12-20 | C-USA | 6-7/Tied-Seventh | |
| 2004 | Claire Lessinger | 9-20 | C-USA | 5-8/Tied-Eighth | |
| 2005 | Claire Lessinger | 4-22 | BIG EAST | 1-13/Tied-14th | |
| 2006 | Claire Lessinger | 12-17 | BIG EAST | 7-7/Tied-Eighth | |
| 2007 | Claire Lessinger | 19-10 | BIG EAST | 8-6/Tied-Sixth | |
| 2008 | Claire Lessinger | 17-14 | BIG EAST | 7-7/Eighth | |
| 2009 | Claire Lessinger | 18-10 | BIG EAST | 9-5/Sixth | |
| 2010 | Claire Lessinger | 10-18 | BIG EAST | 6-8/Eighth | |
| 2011 | Claire Lessinger | 12-16 | BIG EAST | 7-7/Ninth | |
| 2012 | Courtney Draper | 17-15 | BIG EAST | 7-8/Sixth | |
| 2013 | Courtney Draper | 17-15 | The American | 11-7/Fourth | |
| 2014 | Courtney Draper | 14-18 | The American | 8-12/Sixth | |
| 2015 | Courtney Draper | 11-21 | The American | 8-12/Ninth | |

USF was a member of the Sun Belt Conference from 1976-90. Sun Belt teams did not meet as league members on a regular-season basis until 1991, the year following USF's departure for the Metro Conference. The Sun Belt, though, initiated a postseason tournament in 1983. USF was a member of the Metro from 1991-94, then joined Conference USA in 1995. USF's final year in C-USA was 2004, as the Bulls joined the BIG EAST starting in the 2005-06 academic year, and played in it through the 2012-13 academic year.

| Coach | Seasons | Years | W | L | T | Pct. |
|-------------------|--------------|-------|-----|-----|---|------|
| Janie Cheatham | 1972-'75 | Four | 64 | 39 | 0 | .621 |
| Cyndi Miranda | 1976 | One | 16 | 16 | 0 | .500 |
| Kathy Patrick | 1977 | One | 24 | 18 | 0 | .571 |
| Rich Romine | 1978 | One | 9 | 22 | 0 | .290 |
| Mary Beth Hood | 1979 | One* | 14 | 12 | 0 | .538 |
| Hildred Deese | 1979-'83 | Four* | 78 | 79 | 2 | .491 |
| Debbie Richardson | 1984-'90 | Seven | 180 | 117 | 0 | .606 |
| Perri Hankins | 1991-'98 | Eight | 189 | 72 | 0 | .724 |
| Nancy Mueller | 1999-'03 | Five | 106 | 60 | 0 | .639 |
| Claire Lessinger | 2004-'11 | Eight | 101 | 127 | 0 | .443 |
| Courtney Draper | 2012-Present | Four | 59 | 69 | 0 | .460 |
| Totals | 1972-15 | 42 | 840 | 635 | 2 | .570 |

*Mary Beth Hood coached the first 30 matches of the 1979 season while Hildred Deese coached the final 12.

- OUTLOOK
- COACHES
- PLAYERS
- REVIEW
- RECORDS
- HISTORY
- USF
- MEDIA

INDIVIDUAL AWARDS

SUN BELT

| | | |
|-------------------|----------------------------|------|
| Aimee Barnett | All-Tournament Team | 1983 |
| Dana Solomon | All-Tournament Team | 1983 |
| Wendy Wingrove | All-Tournament Team | 1983 |
| Debbie Richardson | Coach of the Year | 1984 |
| Aimee Barnett | All-Tournament Team | 1984 |
| Linda Meier | All-Tournament Team | 1984 |
| Michelle Grubka | All-Tournament Team | 1984 |
| Linda Meier | All-Tournament Team | 1985 |
| Michelle Grubka | All-Tournament Team | 1985 |
| Michele Thorner | All-Tournament Team | 1985 |
| Nikki Richt | All-Tournament Team | 1985 |
| Debbie Richardson | Coach of the Year | 1986 |
| Belinda Spivey | Player of the Year | 1986 |
| Belinda Spivey | First Team All-Conference | 1986 |
| Tomiko Adams | First Team All-Conference | 1986 |
| Nikki Richt | First Team All-Conference | 1986 |
| Belinda Spivey | Tournament MVP | 1986 |
| Belinda Spivey | All-Tournament Team | 1986 |
| Nikki Richt | All-Tournament Team | 1986 |
| Tomiko Adams | All-Tournament Team | 1986 |
| Tomiko Adams | First Team All-Conference | 1987 |
| Nikki Richt | First Team All-Conference | 1987 |
| Deborah Woolwine | Second Team All-Conference | 1987 |
| Nikki Richt | All-Tournament Team | 1987 |
| Tomiko Adams | All-Tournament Team | 1987 |
| Debbie Richardson | Coach of the Year | 1988 |
| Belinda Spivey | First Team All-Conference | 1988 |
| Deborah Woolwine | First Team All-Conference | 1988 |
| Deborah Woolwine | Tournament MVP | 1988 |
| Deborah Woolwine | All-Tournament Team | 1988 |
| Wendy Dennis | All-Tournament Team | 1988 |
| Crystal Maracle | All-Tournament Team | 1988 |
| Shanna Hindman | First Team All-Conference | 1989 |
| Wendy Dennis | Second Team All-Conference | 1989 |
| Crystal Maracle | Tournament MVP | 1989 |
| Crystal Maracle | All-Tournament Team | 1989 |
| Shanna Hindman | All-Tournament Team | 1989 |
| Fiona Waters | Freshman of the Year | 1990 |
| Fiona Waters | First Team All-Conference | 1990 |
| Melissa Crownover | Second Team All-Conference | 1990 |
| Fiona Waters | All-Tournament Team | 1990 |

METRO

| | | |
|----------------|----------------------------|------|
| Cara Higgins | First Team All-Conference | 1991 |
| Amanda Stover | First Team All-Conference | 1991 |
| Amanda Stover | All-Tournament Team | 1991 |
| Galina Fouks | Second Team All-Conference | 1992 |
| Amanda Stover | Second Team All-Conference | 1992 |
| Perri Hankins | Coach of the Year | 1993 |
| Erica Berggren | Rookie of the Year | 1993 |
| Erica Berggren | First Team All-Conference | 1993 |
| Haylee Red | First Team All-Conference | 1993 |
| Haylee Red | All-Tournament Team | 1993 |
| Mike Sheperd | All-Tournament Team | 1993 |
| Sarah Runka | Rookie of the Year | 1994 |
| Erica Berggren | First Team All-Conference | 1994 |
| Haylee Red | First Team All-Conference | 1994 |
| Sarah Runka | Second Team All-Conference | 1994 |
| Erica Berggren | All-Tournament Team | 1994 |
| Haylee Red | All-Tournament Team | 1994 |

CONFERENCE USA

| | | |
|-------------------|----------------------------|------|
| Erica Berggren | Player of the Year | 1995 |
| Erica Berggren | First Team All-Conference | 1995 |
| Haylee Red | First Team All-Conference | 1995 |
| Sarah Runka | Second Team All-Conference | 1995 |
| Heidi Ericson | All-Freshmen Team | 1995 |
| Haylee Red | Tournament MVP | 1995 |
| Haylee Red | All-Tournament Team | 1995 |
| Erica Berggren | All-Tournament Team | 1995 |
| Perri Hankins | Coach of the Year | 1996 |
| Erica Berggren | Player of the Year | 1996 |
| Erica Berggren | First Team All-Conference | 1996 |
| Paula Araujo | First Team All-Conference | 1996 |
| Katiane Simonette | Third Team All-Conference | 1996 |
| Sarah Runka | Third Team All-Conference | 1996 |
| Erica Berggren | Tournament MVP | 1996 |
| Paula Araujo | All-Tournament Team | 1996 |
| Sarah Runka | All-Tournament Team | 1996 |
| Perri Hankins | Coach of the Year | 1997 |
| Paula Araujo | Player of the Year | 1997 |
| Sarah Runka | Setter of the Year | 1997 |
| Paula Araujo | First Team All-Conference | 1997 |
| Sarah Runka | First Team All-Conference | 1997 |
| Michelle Collier | Freshman of the Year | 1998 |
| Michelle Collier | First Team All-Conference | 1998 |
| Maria Hogberg | Third Team All-Conference | 1998 |
| Rachel Wulff | Third Team All-Conference | 1998 |
| Michelle Collier | All-Freshmen Team | 1998 |
| Michelle Collier | All-Tournament Team | 1998 |
| Maria Hogberg | All-Tournament Team | 1998 |
| Lori Gribben | Third Team All-Conference | 1999 |
| Nancy Mueller | Coach of the Year | 2000 |
| Michelle Collier | Player of the Year | 2000 |
| Michelle Collier | First Team All-Conference | 2000 |
| Rachelle Paul | First Team All-Conference | 2000 |
| Melanie Mueller | Second Team All-Conference | 2000 |
| Michelle Collier | All-Tournament Team | 2000 |
| Rachelle Paul | All-Tournament Team | 2000 |
| Ale Domingos | Setter of the Year | 2001 |
| Michelle Collier | First Team All-Conference | 2001 |
| Ale Domingos | First Team All-Conference | 2001 |
| Rachel Jobes | All-Freshmen Team | 2001 |
| Shameka Mitchell | All-Freshmen Team | 2001 |
| Nancy Mueller | Coach of the Year | 2002 |
| Michelle Collier | Player of the Year | 2002 |
| Ale Domingos | Setter of the Year | 2002 |
| Ale Domingos | First Team All-Conference | 2002 |
| Michelle Collier | First Team All-Conference | 2002 |
| Bonnye Glover | Third Team All-Conference | 2002 |
| Corinne Walsh | All-Freshmen Team | 2002 |
| Ale Domingos | Tournament MVP | 2002 |
| Michelle Collier | All-Tournament Team | 2002 |
| Shameka Mitchell | All-Tournament Team | 2002 |
| Shameka Mitchell | First Team All-Conference | 2003 |
| Kristina Fabris | Freshman of the Year | 2004 |
| Kristina Fabris | All-Freshmen Team | 2004 |

INDIVIDUAL AWARDS

BIG EAST

| | | |
|---------------------|----------------------------|------|
| Marcela Gurgel | First Team All-Conference | 2006 |
| Marcela Gurgel | First Team All-Conference | 2007 |
| Kristina Fabris | Second Team All-Conference | 2007 |
| Marcela Gurgel | First Team All-Conference | 2008 |
| Nakia Williams | Second Team All-Conference | 2008 |
| Marcela Gurgel | First Team All-Conference | 2009 |
| Alli Arbogast | First Team All-Conference | 2009 |
| Allie Boaz | Second Team All-Conference | 2009 |
| Pamela Luiz | All-Tournament Team | 2009 |
| Allie Boaz | First Team All-Conference | 2010 |
| Valerie El Houssine | Second Team All-Conference | 2011 |
| Erin Fairs | Freshman of the Year | 2012 |
| Kayla Walton | First Team All-Conference | 2012 |
| Erin Fairs | Second Team All-Conference | 2012 |

AMERICAN ATHLETIC

| | | |
|------------------------|----------------------------|------|
| Erin Fairs | Player of the Year | 2013 |
| Erin Fairs | First Team All-Conference | 2013 |
| Andrea Rodriguez Gomez | First Team All-Conference | 2013 |
| Erin Fairs | First Team All-Conference | 2014 |
| Dakota Hampton | Second Team All-Conference | 2015 |

AVCA AWARDS

| | | |
|------------------|-------------------------------|------|
| Belinda Spivey | All-Region | 1986 |
| Tomiki Adams | All-Region | 1987 |
| Nikki Richt | All-Region | 1987 |
| Belinda Spivey | All-Region | 1988 |
| Deborah Woolwine | All-Region | 1988 |
| Erica Berggren | All-Region | 1994 |
| Haylee Red | All-Region | 1994 |
| Erica Berggren | All-Region | 1995 |
| Haylee Red | All-Region | 1995 |
| Perri Hankins | Region Coach of the Year | 1996 |
| Erica Berggren | All-Region | 1996 |
| Paula Araujo | All-Region | 1996 |
| Paula Araujo | All-Region | 1997 |
| Sarah Runka | All-Region | 1997 |
| Michelle Collier | All-Region | 1998 |
| Nancy Mueller | Region Coach of the Year | 2000 |
| Michelle Collier | All-Region | 2000 |
| Rachelle Paul | All-Region | 2000 |
| Michelle Collier | All-Region | 2001 |
| Ale Domingos | All-Region | 2001 |
| Nancy Mueller | Region Coach of the Year | 2002 |
| Michelle Collier | All-America Third Team | 2002 |
| Michelle Collier | All-Region | 2002 |
| Ale Domingos | All-Region | 2002 |
| Shameka Mitchell | All-America Honorable Mention | 2003 |
| Shameka Mitchell | All-Region | 2003 |
| Marcela Gurgel | All-America Honorable Mention | 2007 |
| Marcela Gurgel | All-Region | 2007 |
| Marcela Gurgel | All-America Honorable Mention | 2008 |
| Marcela Gurgel | All-Region | 2008 |
| Marcela Gurgel | All-America Honorable Mention | 2009 |
| Marcela Gurgel | All-Region | 2009 |
| Alli Arbogast | All-Region | 2009 |
| Allie Boaz | All-America Honorable Mention | 2010 |
| Allie Boaz | All-Region | 2010 |
| Erin Fairs | All-Region Honorable Mention | 2013 |

ALL-TIME RECORDS AGAINST OPPONENTS

-A-

AIR FORCE (0-1)
10/21/83 (U) ___ L _____ 2-1

ALABAMA (2-4)
10/22/76 (N) ___ L _____ 2-0
1977 (U) ___ L _____ N/A
9/2/89 (H) ___ W _____ 3-0
9/18/02 (H) ___ W _____ 3-0
10/21/01 (A) ___ L _____ 3-1
9/12/08 (A) ___ L _____ 3-1

ALABAMA A&M (1-0)
8/28/15 (N) ___ W _____ 3-0

ALABAMA BIRMINGHAM (UAB) (34-10)

1979 (U) ___ W _____ 2-0
1980 (U) ___ L _____ 2-0
1982 (N) ___ W _____ 2-0
1982 (A) ___ W _____ 2-0
9/23/83 (N) ___ W _____ 2-1
11/1/83 (N) ___ W _____ 2-1
11/12/83 (N) ___ L _____ 3-0
9/8/84 (N) ___ W _____ 3-2
9/29/84 (N) ___ W _____ 3-1
11/2/84 (N) ___ L _____ 3-0
11/16/84 (N) ___ W _____ 2-1
1985 (N) ___ W _____ 3-2
1985 (N) ___ L _____ 2-0
1985 (N) ___ W _____ 3-1
1986 (H) ___ W _____ 3-1
1987 (N) ___ W _____ 3-2
1987 (H) ___ L _____ 3-0
1988 (H) ___ W _____ 3-1
1988 (A) ___ W _____ 3-1
1988 (A) ___ W _____ 3-1
10/27/89 (A) ___ L _____ 3-2
11/17/89 (H) ___ W _____ 3-0
11/18/89 (H) ___ W _____ 3-0
10/12/90 (H) ___ L _____ 3-1
11/2/90 (A) ___ L _____ 3-2
11/17/90 (N) ___ L _____ 3-1
9/29/95 (H) ___ W _____ 3-0
11/17/95 (N) ___ W _____ 3-0
10/4/96 (A) ___ W _____ 3-0
11/15/96 (H) ___ W _____ 3-0
11/22/96 (N) ___ W _____ 3-0
10/3/97 (H) ___ W _____ 3-0
11/9/97 (A) ___ W _____ 3-0
10/11/98 (A) ___ W _____ 3-0
11/13/98 (H) ___ W _____ 3-0
10/10/99 (H) ___ W _____ 3-1
10/29/99 (A) ___ W _____ 3-1
10/7/00 (A) ___ W _____ 3-0
10/27/00 (H) ___ W _____ 3-0
10/2/01 (H) ___ W _____ 3-0
10/20/01 (A) ___ W _____ 3-0
11/1/02 (H) ___ W _____ 3-1
11/1/03 (A) ___ L _____ 3-1
10/22/04 (H) ___ W _____ 3-0

AKRON (1-0)
9/8/00 (N) ___ W _____ 3-0

ALASKA-FAIRBANKS (1-0)
1985 (U) ___ W _____ 3-0

AMERICAN (1-1)
1994 (N) ___ W _____ 3-0
9/4/99 (A) ___ L _____ 3-2

APPALACHIAN STATE (1-1)
9/27/84 (N) ___ W _____ 3-2
9/9/05 (H) ___ L _____ 3-0

ARIZONA (0-2)
9/11/99 (N) ___ L _____ 3-0
8/31/01 (N) ___ L _____ 3-0

ARIZONA STATE (0-2)
9/12/97 (N) ___ L _____ 3-2
9/5/08 (N) ___ L _____ 3-2

ARKANSAS-LITTLE ROCK (2-0)
10/2/92 (N) ___ W _____ 3-0
10/2/93 (H) ___ W _____ 3-0

ARKANSAS STATE (0-4)
9/22/90 (N) ___ L _____ 3-0
10/3/92 (A) ___ L _____ 3-0
8/26/06 (N) ___ L _____ 3-1
9/4/15 (H) ___ L _____ 3-0

AUBURN (8-3)
1977 (U) ___ W _____ 2-1
1979 (N) ___ W _____ 2-0
1986 (H) ___ W _____ 3-0
9/25/87 (N) ___ W _____ 2-0
10/26/89 (A) ___ L _____ 3-1
11/2/91 (N) ___ W _____ 3-2
9/4/93 (N) ___ W _____ 3-1
9/17/99 (N) ___ L _____ 3-0
11/22/00 (A) ___ W _____ 3-1
9/13/14 (A) ___ W _____ 3-2
9/19/15 (H) ___ L _____ 3-0

AUSTIN PEAY (1-0)
8/31/13 (H) ___ W _____ 3-1

-B-

BALL STATE (1-3)
9/11/93 (A) ___ L _____ 3-0
9/10/94 (N) ___ L _____ 3-1
8/2/05 (N) ___ L _____ 3-2
8/31/13 (H) ___ W _____ 3-2

BETHUNE-COOKMAN (3-0)
9/27/91 (N) ___ W _____ 3-0
9/4/11 (H) ___ W _____ 3-0
9/15/12 (H) ___ W _____ 3-0

BOSTON COLLEGE (1-0)
9/2/00 (H) ___ W _____ 3-0

BOWLING GREEN (0-1)
9/3/11 (H) ___ L _____ 3-0

BRADLEY (0-1)
9/18/05 (N) ___ L _____ 3-1

BUFFALO (1-1)
9/1/07 (A) ___ L _____ 3-2
9/5/14 (H) ___ W _____ 3-2

-C-

CALIFORNIA (1-1)
9/12/98 (H) ___ W _____ 3-1
9/6/13 (N) ___ W _____ 3-0

CALIFORNIA - DAVIS (0-1)
9/12/15 (N) ___ L _____ 3-0

CALIFORNIA-IRVINE (1-0)
9/9/94 (N) ___ W _____ 3-0

CALIFORNIA-SANTA BARBARA (0-3)
11/29/95 (A) ___ L _____ 3-0
9/13/97 (A) ___ L _____ 3-0
11/29/98 (N) ___ L _____ 3-0

CAL POLY (0-1)
12/1/00 (N) ___ L _____ 3-1

CENTRAL FLORIDA (FLORIDA TECH) (49-31)

1974 (U) ___ W _____ 2-1
1975 (N) ___ L _____ N/A
1975 (U) ___ W _____ 2-0
10/5/76 (N) ___ W _____ 2-0
11/6/76 (N) ___ L _____ 2-0
1977 (U) ___ L _____ 2-0
1977 (U) ___ L _____ 2-0
10/18/78 (U) ___ L _____ 2-0
1978 (U) ___ L _____ 2-0
1978 (U) ___ L _____ 2-0
1979 (U) ___ L _____ 2-0
1979 (U) ___ L _____ 2-0
1979 (A) ___ L _____ 2-0
1980 (U) ___ L _____ 2-0
1982 (U) ___ W _____ 2-1
1982 (U) ___ L _____ 2-1
10/22/82 (A) ___ L _____ 2-0
1982 (U) ___ W _____ 3-1
10/21/83 (U) ___ L _____ 2-1
10/25/83 (A) ___ L _____ 3-2
9/8/94 (N) ___ W _____ 3-2
10/6/84 (A) ___ W _____ 2-0
11/7/84 (H) ___ W _____ 3-1
1985 (A) ___ W _____ 3-0
1985 (H) ___ W _____ 3-1
1985 (U) ___ W _____ 3-0
1985 (U) ___ W _____ 3-2
1986 (A) ___ W _____ 3-0
1986 (N) ___ W _____ 3-0
1986 (U) ___ W _____ 3-0
1986 (U) ___ W _____ 3-0
1987 (N) ___ W _____ 3-0
1987 (N) ___ W _____ 3-0
1987 (A) ___ L _____ 3-0
1987 (U) ___ W _____ 3-0
1988 (U) ___ W _____ 3-2
1988 (U) ___ W _____ 3-2
1988 (H) ___ W _____ 3-0
9/2/89 (H) ___ W _____ 3-0
9/16/89 (H) ___ W _____ 3-0
8/31/90 (H) ___ W _____ 3-1
9/26/90 (A) ___ W _____ 3-1
10/24/90 (H) ___ W _____ 3-2
9/11/91 (H) ___ W _____ 3-1
10/2/91 (A) ___ L _____ 3-0
9/29/92 (H) ___ W _____ 3-0
11/10/92 (A) ___ W _____ 3-2
10/13/93 (A) ___ W _____ 3-0
11/10/93 (H) ___ W _____ 3-2
9/28/94 (H) ___ W _____ 3-1
11/9/94 (A) ___ L _____ 3-1
9/25/95 (A) ___ W _____ 3-1
10/24/95 (H) ___ W _____ 3-1
9/24/96 (H) ___ W _____ 3-0
10/9/96 (A) ___ L _____ 3-2
8/29/97 (A) ___ L _____ 3-2
10/6/98 (H) ___ W _____ 3-0
10/13/98 (A) ___ W _____ 3-0
9/29/99 (H) ___ W _____ 3-0
11/2/99 (A) ___ W _____ 3-2
9/12/00 (H) ___ W _____ 3-0
10/31/00 (A) ___ W _____ 3-1
10/23/01 (H) ___ W _____ 3-0
11/21/01 (A) ___ L _____ FORFEIT
10/15/02 (A) ___ W _____ 3-2
9/26/03 (H) ___ L _____ 3-2
9/24/04 (A) ___ L _____ 3-1
9/16/05 (H) ___ W _____ 3-1
9/16/06 (A) ___ L _____ 3-0
9/13/07 (H) ___ W _____ 3-0
9/15/09 (A) ___ W _____ 3-0
11/25/09 (H) ___ L _____ 3-2

9/11/11 (A) ___ W _____ 3-1
8/26/12 (H) ___ W _____ 3-2
9/27/13 (A) ___ L _____ 3-0
11/1/13 (H) ___ L _____ 3-0
10/08/14 (H) ___ L _____ 3-1
10/29/14 (A) ___ L _____ 3-2
10/21/15 (A) ___ L _____ 3-1
11/4/15 (H) ___ L _____ 3-1

CENTRAL MICHIGAN (0-1)
11/24/12 (H) ___ L _____ 3-0

CHARLOTTE (30-4)
1979 (U) ___ L _____ 2-1
1981 (N) ___ W _____ 2-0
1982 (N) ___ W _____ 2-0
11/11/83 (N) ___ W _____ 2-0
9/29/94 (A) ___ W _____ 3-0
11/17/84 (N) ___ W _____ 2-0
1985 (N) ___ W _____ 3-1
1985 (N) ___ W _____ 2-0
1986 (H) ___ W _____ 3-0
1986 (N) ___ W _____ 3-1
1987 (H) ___ W _____ 3-0
1987 (N) ___ W _____ 3-0
1987 (A) ___ W _____ 3-0
1988 (H) ___ W _____ 3-0
10/28/89 (N) ___ W _____ 3-2
11/16/89 (H) ___ W _____ 3-0
10/11/90 (H) ___ W _____ 3-0
10/12/91 (N) ___ L _____ 3-0
10/30/92 (H) ___ W _____ 3-2
11/19/92 (A) ___ L _____ 3-1
10/22/93 (A) ___ W _____ 3-0
11/20/93 (N) ___ W _____ 3-0
10/29/94 (H) ___ W _____ 3-0
10/20/95 (H) ___ W _____ 3-0
10/20/96 (A) ___ W _____ 3-0
10/24/97 (H) ___ W _____ 3-1
10/23/98 (A) ___ W _____ 3-0
11/20/98 (N) ___ W _____ 3-2
10/3/99 (H) ___ L _____ 3-2
10/1/00 (A) ___ W _____ 3-0
10/12/01 (A) ___ W _____ 3-0
10/5/02 (H) ___ W _____ 3-1
10/3/03 (A) ___ W _____ 3-1
10/1/04 (H) ___ W _____ 3-0

CINCINNATI (12-17)

10/15/95 (A) ___ W _____ 3-1
10/11/96 (H) ___ W _____ 3-1
10/19/97 (H) ___ W _____ 3-0
10/2/98 (A) ___ W _____ 3-2
11/21/98 (A) ___ W _____ 3-2
11/14/99 (A) ___ L _____ 3-0
11/19/99 (H) ___ L _____ 3-1
11/12/00 (H) ___ W _____ 3-2
10/5/01 (H) ___ L _____ 3-0
11/15/02 (A) ___ W _____ 3-0
11/24/02 (N) ___ W _____ 3-1
11/15/03 (H) ___ W _____ 3-1
10/9/04 (A) ___ L _____ 3-0
11/4/05 (H) ___ L _____ 3-0
11/12/06 (A) ___ L _____ 3-0
9/23/07 (H) ___ L _____ 3-2
10/31/08 (A) ___ L _____ 3-2
11/8/09 (A) ___ L _____ 3-0
11/22/09 (H) ___ L _____ 3-0
10/23/10 (A) ___ L _____ 3-0
11/19/10 ___ L _____ 3-0
10/30/11 (H) ___ L _____ 3-1
9/30/12 (H) ___ W _____ 3-2
10/13/13 (A) ___ W _____ 3-2
11/15/13 (H) ___ L _____ 3-2
10/17/14 (A) ___ L _____ 3-2
11/28/14 (H) ___ W _____ 3-2
10/11/15 (A) ___ L _____ 3-1

11/20/15 (H) ___ L _____ 3-1

THE CITADEL (3-0)
9/6/03 (N) ___ W _____ 3-0
9/8/07 (N) ___ W _____ 3-0
8/30/13 (H) ___ W _____ 3-0

CLEMSON (5-4)
1981 (N) ___ L _____ 2-1
9/30/83 (U) ___ W _____ 3-1
10/7/83 (N) ___ W _____ 3-1
10/31/83 (A) ___ L _____ 3-1
9/26/87 (N) ___ W _____ 3-2
10/20/90 (H) ___ L _____ 3-0
10/18/91 (N) ___ L _____ 3-1
9/9/00 (A) ___ W _____ 3-1
8/31/02 (N) ___ W _____ 3-2

CLEVELAND STATE (1-0)
9/16/94 (H) ___ W _____ 3-1

COLLEGE OF CHARLESTON (0-4)
1978 (N) ___ L _____ 2-0
1979 (U) ___ L _____ 2-0
1980 (U) ___ L _____ 2-0
9/18/09 (A) ___ L _____ 3-2

COLORADO (0-1)
9/23/89 (N) ___ L _____ 3-0

COLORADO STATE (0-1)
9/13/03 (N) ___ L _____ 3-0

COLUMBUS COLLEGE (1-0)
1981 (U) ___ W _____ N/A

CONNECTICUT (7-8)
10/30/05 (H) ___ L _____ 3-0
10/27/06 (A) ___ L _____ 3-0
11/9/07 (H) ___ W _____ 3-0
11/9/08 (A) ___ L _____ 3-0
10/2/09 (H) ___ L _____ 3-2
11/7/10 (A) ___ L _____ 3-0
10/7/11 (H) ___ W _____ 3-2
10/19/12 (H) ___ L _____ 3-2
11/9/12 (A) ___ L _____ 3-1
10/6/13 (H) ___ W _____ 3-0
11/8/13 (A) ___ W _____ 3-0
10/3/14 (H) ___ W _____ 3-1
11/9/14 (A) ___ W _____ 3-1
9/27/15 (H) ___ W _____ 3-1
11/13/15 (A) ___ L _____ 3-0

CREIGHTON (0-2)
8/25/12 (H) ___ L _____ 3-0
9/7/13 (N) ___ L _____ 3-0

-D-

DAVIDSON (1-0)
9/9/00 (N) ___ W _____ 3-0

DAYTON (0-1)
9/16/00 (N) ___ L _____ 3-1

DELAWARE (1-0)
9/20/14 (N) ___ W _____ 3-2

ALL-TIME RECORDS AGAINST OPPONENTS

FLORIDA STATE (7-39)

Table listing Florida State's record against opponents including Georgia Tech, Wake Forest, and North Carolina, with dates and scores.

FORDHAM (1-0)

9/2/07 (N) W 3-1

FURMAN (2-0)

8/31/90 (H) W 3-0
9/1/00 (H) W 3-1

-G-

GEORGE MASON (2-0)

10/13/97 (H) W 3-0
9/15/07 (H) W 3-1

GEORGE WASHINGTON (1-0)

9/25/93 (N) W 3-1

GEORGETOWN (12-0)

Table listing Georgetown's record against opponents including Wake Forest, North Carolina, and Virginia Tech.

GEORGIA (2-5)

Table listing Georgia's record against opponents including North Carolina and Florida State.

GEORGIA STATE (4-0)

Table listing Georgia State's record against opponents including North Carolina and Florida State.

GEORGIA SOUTHERN (3-0)

Table listing Georgia Southern's record against opponents including North Carolina and Florida State.

GEORGIA TECH (2-3)

Table listing Georgia Tech's record against opponents including North Carolina and Florida State.

GRAMBLING STATE (1-0)

8/29/08 (H) W 3-0

-H-

HARVARD (1-0)

9/19/08 (H) W 3-0

HILLSBOROUGH CC (5-7)

Table listing Hillsborough CC's record against opponents including North Carolina and Florida State.

HOFSTRA (1-1)

Table listing Hofstra's record against opponents including North Carolina and Florida State.

HOUSTON (11-13)

Table listing Houston's record against opponents including North Carolina and Florida State.

-I-

ILLINOIS (0-2)

Table listing Illinois' record against opponents including North Carolina and Florida State.

ILLINOIS-CHICAGO (1-1)

Table listing Illinois-Chicago's record against opponents including North Carolina and Florida State.

ILLINOIS STATE (1-1)

Table listing Illinois State's record against opponents including North Carolina and Florida State.

INDIANA (1-0)

8/31/96 (H) W 3-0

IUPUI (0-1)

9/20/13 (N) L 3-0

INDIANA STATE (0-1)

9/10/93 (N) L 3-2

IOWA (1-1)

Table listing Iowa's record against opponents including North Carolina and Florida State.

-J-

JACKSON STATE (1-0)

9/23/95 (H) W 3-0

JACKSONVILLE (28-15-1)

Table listing Jacksonville's record against opponents including North Carolina and Florida State.

JACKSONVILLE STATE (2-0)

Table listing Jacksonville State's record against opponents including North Carolina and Florida State.

JAMES MADISON (4-0)

Table listing James Madison's record against opponents including North Carolina and Florida State.

-K-

KANSAS (0-1)

10/2/92 (N) L 3-0

KANSAS STATE (1-2)

Table listing Kansas State's record against opponents including North Carolina and Florida State.

KENT STATE (0-1)

1985 (N) L 3-2

KENTUCKY (0-5)

Table listing Kentucky's record against opponents including North Carolina and Florida State.

-L-

LAFAYETTE (1-0)

9/19/09 (N) W 3-0

LAKE CITY CC (5-0)

Table listing Lake City CC's record against opponents including North Carolina and Florida State.

LIBERTY (1-1)

Table listing Liberty's record against opponents including North Carolina and Florida State.

LONG BEACH STATE (0-2)

Table listing Long Beach State's record against opponents including North Carolina and Florida State.

LONG ISLAND (0-2)

Table listing Long Island's record against opponents including North Carolina and Florida State.

LOUISIANA-LAFAYETTE (2-1)

Table listing Louisiana-Lafayette's record against opponents including North Carolina and Florida State.

LOUISIANA-MONROE (3-0)

Table listing Louisiana-Monroe's record against opponents including North Carolina and Florida State.

LSU (1-1)

Table listing LSU's record against opponents including North Carolina and Florida State.

LOUISIANA TECH (2-0)

Table listing Louisiana Tech's record against opponents including North Carolina and Florida State.

LOUISVILLE (5-24)

Table listing Louisville's record against opponents including North Carolina and Florida State.

ALL-TIME RECORDS AGAINST OPPONENTS

| | | | | |
|--|--|--|--|---|
| <p>LOYOLA-CHICAGO (3-2) 9/10/26/96 (A) W 3-0 9/1/97 (H) W 3-0 10/14/99 (A) L 3-0 9/8/01 (A) W 3-0 8/29/03 (H) L 3-2</p> | <p>MEMPHIS (17-9) 1988 (U) L 3-1 9/23/89 (N) L 3-2 9/8/90 (H) L 3-0 9/26/93 (N) W 3-1 11/26/94 (N) L 3-1 9/1/95 (H) W 3-0 11/5/95 (A) W 3-0 11/1/96 (H) W 3-0 10/5/97 (H) W 3-0 11/7/97 (A) W 3-0 10/9/98 (A) W 3-1 11/15/98 (H) W 3-0 10/8/99 (H) W 3-0 10/31/99 (A) L 3-1 10/6/00 (A) W 3-0 10/29/00 (H) W 3-1 11/2/01 (A) W 3-0 10/18/02 (H) W 3-0 10/18/03 (A) L 3-0 11/6/04 (H) W 3-2 10/25/13 (H) W 3-1 10/29/13 (A) L 3-2 10/19/14 (A) L 3-0 11/26/14 (H) L 3-2 10/9/15 (A) W 3-1 11/22/15 (H) W 3-1</p> | <p>MINNESOTA (0-4) 9/7/84 (N) L 3-0 1987 (N) L 3-0 9/9/92 (H) L 3-1 9/12/09 (H) L 3-0</p> | <p>NICHOLLS STATE (2-0) 1982 (N) W 2-1 9/17/94 (H) W 3-0</p> | <p>OKLAHOMA (0-1) 1988 (U) L 3-0</p> |
| <p>LOYOLA-MARYMOUNT (0-2) 9/9/94 (N) L 3-0 9/13/97 (N) L 3-1</p> | <p>MISSISSIPPI (2-6) 1977 (U) W 2-0 1978 (N) L 2-1 1982 (N) L 2-1 1982 (U) L 2-1 9/23/83 (N) L 2-1 9/30/83 (U) L 3-0 11/3/90 (N) L 3-1 8/30/96 (H) W 3-0</p> | <p>MISSISSIPPI STATE (8-2) 1982 (N) W 2-0 1982 (N) W 2-0 9/24/83 (N) W 2-1 11/5/83 (N) W 2-1 11/3/84 (A) L 3-2 1985 (N) W 3-2 1986 (N) W 3-1 9/25/97 (N) W 2-0 9/4/98 (H) W 3-0 9/11/10 (N) L 3-2</p> | <p>NORTH ALABAMA (1-0) 10/29/76 (N) W NA</p> | <p>OKLAHOMA STATE (0-1) 1980 (N) L 2-1</p> |
| <p>MANATEE CC (10-3) 1974 (U) W 2-1 1974 (U) W 2-0 1975 (U) W N/A 1975 (U) L 2-0 10/18/76 (U) W 2-1 1977 (U) W N/A 1977 (U) W N/A 1979 (U) W 2-1 1980 (U) L 2-0 1980 (U) L 2-1 1981 (U) W 2-0 1981 (U) W 2-0 1981 (U) W 3-0</p> | <p>MISSISSIPPI UNIVERSITY FOR WOMEN (1-3) 1974 (N) L 2-0 1977 (U) L 2-0 1980 (N) L 2-0 1981 (N) W 2-0</p> | <p>MISSOURI (2-1) 9/18/93 (H) W 3-0 1994 (N) W 3-0 9/5/15 (H) L 3-1</p> | <p>NORTH CAROLINA (2-5) 1978 (N) L 2-0 1979 (N) L 2-0 10/7/83 (U) L 3-2 1986 (U) L 3-1 10/17/87 (H) L 3-1 1988 (U) W 3-1 10/19/90 (H) W 3-2</p> | <p>ORAL ROBERTS (1-0) 10/15/96 (H) W 3-1</p> |
| <p>MARQUETTE (11-10) 9/7/91 (N) W 3-0 10/30/95 (H) W 3-0 10/25/96 (A) W 3-0 10/12/97 (A) W 3-0 10/18/98 (H) W 3-1 10/17/99 (H) L 3-1 10/15/00 (A) W 3-1 9/28/01 (A) W 3-1 11/16/01 (N) L 3-1 11/9/02 (H) W 3-0 11/7/03 (A) L 3-2 10/15/04 (H) L 3-1 9/23/05 (A) L 3-0 10/1/06 (H) L 3-2 10/7/07 (A) L 3-0 10/10/08 (H) W 3-0 10/18/09 (A) W 3-2 9/24/10 (H) W 3-0 9/25/11 (A) L 3-1 10/7/12 (A) L 3-2 11/17/12 (A) L 3-1</p> | <p>MIAMI (FLA.) (4-9) 1974 (N) W 2-0 11/11/76 (U) W 2-0 1977 (U) L N/A 1977 (U) L N/A 1977 (N) W N/A 1978 (N) L 2-1 1979 (U) L 2-0 1981 (N) L 2-1 10/21/02 (A) L 3-1 10/14/03 (H) L 3-0 11/24/05 (A) L 3-0 8/29/09 (A) W 3-1 8/30/13 (H) L 3-1</p> | <p>MONTEVALLO (0-2) 1979 (U) L 2-0 1981 (N) L 2-0</p> | <p>UNC GREENSBORO (1-0) 9/11/11 (N) W 3-0</p> | <p>OREGON (0-1) 9/10/94 (N) L 3-0</p> |
| <p>MARS HILL COLLEGE (1-0) 10/16/83 (U) W 3-0</p> | <p>MIAMI (OHIO) (3-0) 1988 (U) W 3-1 9/4/10 (N) W 3-1 9/21/13 (N) W 3-1</p> | <p>MOREHEAD STATE (0-1) 10/14/89 (N) L 3-1</p> | <p>NC STATE (2-2) 1986 (N) L 3-0 1988 (U) W 3-2 11/11/89 (N) W 3-0 8/31/12 (A) L 3-1</p> | <p>PACIFIC (1-0) 11/29/96 (A) W 3-2</p> |
| <p>MARSHALL (1-0) 9/1/01 (N) W 3-0</p> | <p>MIAMI-DADE NORTH CC (0-1) 11/6/76 (N) L 2-1</p> | <p>MURRAY STATE (1-0) 9/12/08 (A) W 3-0</p> | <p>NORTHEASTERN (2-0) 9/5/02 (H) W 3-0 8/30/08 (H) W 3-1</p> | <p>PENN STATE (0-3) 1986 (U) L 3-0 1988 (U) L 3-0 9/19/15 (H) L 3-0</p> |
| <p>MARYLAND (1-1) 9/8/89 (N) W 3-2 9/6/03 (N) L 3-1</p> | <p>MIAMI-DADE SOUTH CC (1-8) 1972 (N) W 2-1 1974 (N) L 2-0 10/22/76 (A) L 2-0 1978 (A) L 2-0 1978 (N) L 2-0 1979 (U) L 2-0 1980 (U) L 2-0 1981 (N) L 2-1 10/21/83 (U) L 2-0</p> | <p>MISSOURI STATE (0-1) 9/12/08 (A) W 3-0</p> | <p>NORTHEASTERN ILLINOIS (2-0) 11/2/90 (N) W 3-0 10/15/93 (N) W 3-0</p> | <p>PEPPERDINE (0-1) 8/31/02 (A) L 3-2</p> |
| <p>MARYLAND EASTERN SHORE (0-1) 9/3/11 (H) L 3-2</p> | <p>MICHIGAN (0-2) 8/30/91 (H) L 3-0 8/30/02 (N) L 3-0</p> | <p>MONTEVALLO (0-2) 1979 (U) L 2-0 1981 (N) L 2-0</p> | <p>NORTHERN COLORADO (0-1) 9/7/13 (N) L 3-1</p> | <p>PITTSBURGH (4-6) 9/30/05 (H) L 3-1 10/8/06 (A) L 3-0 10/14/07 (H) W 3-1 10/4/08 (A) L 3-2 10/11/09 (H) L 3-2 11/21/09 (N) W 3-1 10/9/10 (A) W 3-2 11/3/12 (A) W 3-2 9/13/13 (H) L 3-2 9/19/14 (A) L 3-1</p> |
| <p>MCNEESE STATE (1-0) 1986 (N) W 3-1</p> | <p>MICHIGAN STATE (2-3) 1986 (N) L 3-0 9/11/93 (N) W 3-1 9/12/97 (N) W 3-0 9/14/02 (H) L 3-1 9/2/05 (A) L 3-0</p> | <p>MURRAY STATE (1-0) 9/12/08 (A) W 3-0</p> | <p>NORTHEASTERN ILLINOIS (2-0) 11/26/95 (H) W 3-2 9/17/04 (N) L 3-1 9/18/11 (A) L 3-0</p> | <p>POLK CC (1-0) 1977 (U) W N/A</p> |
| <p>MIDDLE TENNESSEE STATE (1-0) 9/18/93 (H) W 3-0</p> | <p>MICHIGAN STATE (2-3) 1986 (N) L 3-0 9/11/93 (N) W 3-1 9/12/97 (N) W 3-0 9/14/02 (H) L 3-1 9/2/05 (A) L 3-0</p> | <p>NEBRASKA (0-2) 9/10/99 (A) L 3-0 9/12/15 (A) L 3-0</p> | <p>NORTHERN ILLINOIS (1-2) 11/26/95 (H) W 3-2 9/17/04 (N) L 3-1 9/18/11 (A) L 3-0</p> | <p>PORTLAND (0-1) 9/6/08 (A) L 3-2</p> |
| <p>MIDDLE TENNESSEE STATE (1-0) 9/18/93 (H) W 3-0</p> | <p>MIDDLE TENNESSEE STATE (1-0) 9/18/93 (H) W 3-0</p> | <p>NEBRASKA (0-2) 9/10/99 (A) L 3-0 9/12/15 (A) L 3-0</p> | <p>NORTH FLORIDA (4-0) 11/16/05 (H) W 3-0 10/11/06 (A) W 3-2 10/23/07 (H) W 3-0 8/29/15 (N) W 3-0</p> | <p>PRAIRIE VIEW A&M (1-0) 8/28/09 (A) W 3-0</p> |
| <p>MIDDLE TENNESSEE STATE (1-0) 9/18/93 (H) W 3-0</p> | <p>MIDDLE TENNESSEE STATE (1-0) 9/18/93 (H) W 3-0</p> | <p>NEVADA-RENO (0-1) 9/1/90 (H) L 3-1</p> | <p>NORTH IOWA (0-1) 9/18/05 (A) L 3-0</p> | <p>PURDUE (0-2) 9/14/13 (H) L 3-0 8/29/14 (A) L 3-0</p> |
| <p>MIDDLE TENNESSEE STATE (1-0) 9/18/93 (H) W 3-0</p> | <p>MIDDLE TENNESSEE STATE (1-0) 9/18/93 (H) W 3-0</p> | <p>NEW MEXICO (0-2) 9/17/10 (H) L 3-1 8/26/11 (A) L 3-1</p> | <p>NORTHWESTERN (0-1) 9/20/13 (A) L 3-2</p> | <p>RICE (1-2) 11/2/84 (N) L 3-0 1986 (U) W 3-0 9/15/00 (N) L 3-0</p> |
| <p>MIDDLE TENNESSEE STATE (1-0) 9/18/93 (H) W 3-0</p> | <p>MIDDLE TENNESSEE STATE (1-0) 9/18/93 (H) W 3-0</p> | <p>NEW MEXICO STATE (0-1) 8/27/11 (N) L 3-0</p> | <p>NOTRE DAME (1-8) 10/21/05 (A) L 3-0 11/5/06 (H) L 3-0 11/4/07 (A) L 3-1 9/26/08 (H) L 3-1 11/15/09 (A) L 3-1 10/1/10 (H) L 3-0 10/23/11 (A) L 3-0 10/28/12 (A) L 3-0 11/16/12 (N) W 3-1</p> | <p>ROLLINS (5-0) 1972 (U) W N/A 10/19/76 (U) W 2-0 1979 (U) W 2-0 1980 (N) W 2-0 9/19/84 (A) W 3-1</p> |
| <p>MIDDLE TENNESSEE STATE (1-0) 9/18/93 (H) W 3-0</p> | <p>MIDDLE TENNESSEE STATE (1-0) 9/18/93 (H) W 3-0</p> | <p>NEW ORLEANS (3-1) 1979 (U) L 2-1 11/8/85 (H) W 3-0 10/1/94 (A) W 3-0 9/23/01 (A) W 3-1</p> | <p>OAKLAND (MISS.) (0-1) 1979 (U) L 2-0</p> | <p>RIDER (1-0) 9/4/99 (N) W 3-0</p> |
| <p>MIDDLE TENNESSEE STATE (1-0) 9/18/93 (H) W 3-0</p> | <p>MIDDLE TENNESSEE STATE (1-0) 9/18/93 (H) W 3-0</p> | <p>NIAGRA (1-0) 9/1/07 (A) W 3-0</p> | <p>OHIO (1-0) 8/30/96 (H) W 3-0</p> | <p>OHIO STATE (0-2) 9/8/01 (N) L 3-0 9/3/10 (N) L 3-0</p> |

ALL-TIME RECORDS AGAINST OPPONENTS

RUTGERS (8-4)

| | | |
|--------------|---|-----|
| 1982 (U) | L | 2-1 |
| 10/22/83 (U) | L | 2-0 |
| 10/8/05 (A) | L | 3-0 |
| 10/22/06 (H) | W | 3-1 |
| 9/30/07 (A) | W | 3-0 |
| 10/24/08 (H) | W | 3-0 |
| 9/26/09 (A) | W | 3-1 |
| 10/31/10 (H) | L | 3-2 |
| 10/1/11 (H) | W | 3-0 |
| 9/22/12 (A) | W | 3-1 |
| 10/4/13 (H) | W | 3-0 |
| 11/10/13 (A) | W | 3-1 |

SAN DIEGO (0-2)

| | | |
|-------------|---|-----|
| 12/4/98 (N) | L | 3-0 |
| 8/30/14 (N) | L | 3-0 |

SAN FRANCISCO (1-0)

| | | |
|-------------|---|-----|
| 9/22/95 (H) | W | 3-0 |
|-------------|---|-----|

SAN JOSE STATE (1-1)

| | | |
|------------|---|-----|
| 1994 (N) | L | 3-1 |
| 9/9/95 (N) | W | 3-2 |

SANTA FE CC (0-1)

| | | |
|----------|---|-----|
| 1980 (U) | L | 2-1 |
|----------|---|-----|

SEATTLE UNIVERSITY (1-0)

| | | |
|------------|---|-----|
| 9/4/08 (A) | W | 3-0 |
|------------|---|-----|

SETON HALL (4-4)

| | | |
|--------------|---|-----|
| 11/11/05 (A) | L | 3-1 |
| 9/24/06 (H) | W | 3-0 |
| 10/28/07 (A) | L | 3-2 |
| 11/14/08 (H) | W | 3-2 |
| 9/27/09 (A) | W | 3-0 |
| 10/29/10 (H) | W | 3-1 |
| 10/2/11 (H) | L | 3-1 |
| 9/23/12 (A) | L | 3-1 |

SIENA (1-0)

| | | |
|-------------|---|-----|
| 8/29/97 (N) | W | 3-0 |
|-------------|---|-----|

SOUTH ALABAMA (18-4)

| | | |
|--------------|---|-----|
| 1979 (U) | W | 2-1 |
| 1981 (N) | W | 2-0 |
| 1982 (N) | L | 2-0 |
| 1982 (N) | L | 2-1 |
| 9/23/83 (N) | W | 2-0 |
| 11/12/83 (N) | W | 2-0 |
| 10/19/84 (N) | W | 3-0 |
| 11/16/84 (N) | W | 2-0 |
| 1985 (A) | W | 3-0 |
| 1985 (U) | W | 3-0 |
| 1985 (N) | W | 2-0 |
| 1986 (N) | W | 3-0 |
| 1986 (H) | W | 3-0 |
| 1987 (N) | L | 3-2 |
| 1987 (H) | L | 3-0 |
| 1987 (N) | W | 3-2 |
| 1988 (H) | W | 3-0 |
| 1988 (N) | W | 3-0 |
| 10/21/89 (N) | W | 3-0 |
| 11/16/89 (H) | W | 3-1 |
| 10/13/90 (H) | W | 3-1 |
| 9/30/94 (N) | W | 3-1 |

SOUTH CAROLINA STATE (1-0)

| | | |
|------------|---|-----|
| 9/7/14 (H) | W | 3-0 |
|------------|---|-----|

SOUTH CAROLINA (5-3)

| | | |
|--------------|---|-----|
| 10/8/83 (N) | L | 3-0 |
| 9/4/84 (N) | L | 3-0 |
| 1985 (N) | W | 3-0 |
| 1987 (U) | W | 3-2 |
| 11/11/89 (A) | L | 3-0 |
| 10/7/90 (N) | W | 3-0 |
| 11/8/91 (A) | W | 3-0 |
| 9/17/94 (H) | W | 3-1 |

SOUTHEAST MISSOURI (4-1)

| | | |
|-------------|---|-----|
| 11/9/91 (N) | W | 3-1 |
| 11/3/01 (A) | W | 3-0 |
| 9/10/04 (N) | W | 3-0 |
| 9/10/10 (N) | W | 3-0 |
| 9/7/12 (N) | W | 3-2 |

SOUTHERN CALIFORNIA (0-1)

| | | |
|-------------|---|-----|
| 12/7/96 (H) | L | 3-0 |
|-------------|---|-----|

SMU (3-4)

| | | |
|--------------|---|-----|
| 9/7/02 (H) | W | 3-1 |
| 10/18/13 (A) | W | 3-2 |
| 11/24/13 (H) | L | 3-0 |
| 9/28/14 (A) | L | 3-0 |
| 11/14/14 (H) | L | 3-1 |
| 10/18/15 (H) | L | 3-1 |
| 11/25/15 (A) | W | 3-1 |

SOUTHERN ILLINOIS (0-1)

| | | |
|-------------|---|-----|
| 9/11/10 (A) | L | 3-0 |
|-------------|---|-----|

SOUTHERN MISSISSIPPI (23-2)

| | | |
|--------------|---|-----|
| 9/23/83 (N) | W | 2-0 |
| 9/25/97 (N) | W | 2-1 |
| 10/26/91 (N) | W | 3-1 |
| 10/10/92 (H) | W | 3-1 |
| 10/30/92 (A) | W | 3-0 |
| 10/8/94 (H) | W | 3-0 |
| 10/11/94 (H) | W | 3-0 |
| 10/8/95 (A) | W | 3-0 |
| 11/10/95 (H) | W | 3-0 |
| 9/27/96 (H) | W | 3-0 |
| 11/10/96 (A) | W | 3-0 |
| 9/28/97 (H) | W | 3-1 |
| 10/31/97 (H) | W | 3-0 |
| 11/6/98 (A) | W | 3-1 |
| 11/11/98 (H) | W | 3-2 |
| 9/26/99 (A) | W | 3-2 |
| 11/5/99 (H) | W | 3-1 |
| 11/18/99 (H) | W | 3-0 |
| 9/24/00 (H) | W | 3-0 |
| 11/3/00 (A) | W | 3-0 |
| 9/22/01 (A) | W | 3-1 |
| 11/9/01 (H) | W | 3-0 |
| 10/12/02 (A) | W | 3-0 |
| 10/10/03 (H) | L | 3-0 |
| 11/12/04 (A) | L | 3-0 |

SOUTHWEST MISSOURI ST (1-1)

| | | |
|------------|---|-----|
| 9/3/93 (N) | L | 3-1 |
| 9/7/02 (H) | W | 3-0 |

SOUTHWEST TEXAS STATE (2-1)

| | | |
|-------------|---|-----|
| 1987 (U) | L | 3-0 |
| 1988 (U) | W | 3-1 |
| 10/3/92 (N) | W | 3-0 |

STETSON (40-3)

| | | |
|--------------|---|-----|
| 1972 (U) | W | 2-0 |
| 1974 (U) | W | 2-1 |
| 1977 (U) | W | N/A |
| 1977 (U) | W | N/A |
| 1978 (N) | W | 2-0 |
| 1979 (U) | W | 2-0 |
| 1979 (N) | W | 2-0 |
| 10/1/80 (U) | W | 2-0 |
| 10/15/80 (U) | W | 2-1 |
| 10/20/80 (U) | W | 2-0 |
| 9/15/81 (U) | W | 2-0 |
| 9/25/81 (N) | W | 2-0 |
| 10/21/81 (U) | W | 3-0 |
| 11/12/81 (N) | W | 2-0 |
| 9/30/82 (H) | W | 2-0 |
| 10/22/82 (N) | W | 2-0 |
| 9/20/83 (U) | W | 3-0 |
| 10/25/83 (A) | L | 3-1 |
| 11/5/83 (N) | W | 2-1 |
| 9/7/84 (N) | W | 3-0 |
| 9/12/84 (H) | W | 3-0 |
| 10/24/84 (A) | W | 3-0 |
| 9/11/85 (H) | L | 3-0 |
| 10/16/85 (U) | L | 3-1 |
| 11/8/85 (H) | W | 3-0 |
| 9/17/86 (U) | W | 3-0 |
| 10/15/86 (H) | W | 3-0 |
| 10/7/87 (U) | W | 3-1 |
| 10/21/87 (U) | W | 3-0 |
| 9/16/88 (N) | W | 3-0 |
| 10/1/88 (H) | W | 3-0 |
| 10/26/88 (U) | W | 3-1 |
| 10/4/89 (A) | W | 3-0 |
| 11/4/89 (H) | W | 3-0 |
| 10/3/90 (A) | W | 3-2 |
| 11/7/90 (H) | W | 3-0 |
| 10/19/91 (N) | W | 3-0 |
| 10/6/92 (H) | W | 3-0 |
| 10/2/93 (H) | W | 3-0 |
| 11/2/93 (A) | W | 3-0 |
| 9/6/02 (H) | W | 3-0 |
| 8/30/03 (H) | W | 3-0 |
| 9/15/06 (N) | W | 3-1 |

SYRACUSE (6-5)

| | | |
|--------------|---|-----|
| 10/20/90 (H) | L | 3-1 |
| 9/23/95 (H) | W | 3-0 |
| 9/20/02 (N) | W | 3-0 |
| 9/25/05 (A) | L | 3-0 |
| 9/29/06 (H) | W | 3-0 |
| 10/5/07 (A) | W | 3-2 |
| 10/12/08 (H) | L | 3-1 |
| 10/16/09 (A) | L | 3-1 |
| 9/26/10 (H) | W | 3-2 |
| 9/23/11 (A) | W | 3-2 |
| 10/5/12 (A) | L | 3-2 |

T

TAMPA (19-14)

| | | |
|--------------|---|-----|
| 1974 (U) | W | 2-0 |
| 1975 (N) | W | N/A |
| 1975 (U) | W | 2-0 |
| 1975 (U) | W | 2-0 |
| 10/2/76 (H) | W | 2-1 |
| 10/14/76 (U) | W | 2-0 |
| 1977 (U) | W | N/A |
| 1977 (U) | W | N/A |
| 1978 (A) | W | 2-0 |
| 1979 (U) | W | 2-1 |
| 1979 (U) | W | 3-1 |
| 1980 (U) | W | 2-0 |
| 1980 (U) | L | 2-0 |
| 1980 (N) | L | 2-0 |
| 1981 (U) | W | 2-1 |
| 1981 (N) | W | 2-0 |
| 1981 (U) | W | 3-1 |
| 1981 (N) | W | 2-0 |
| 1982 (U) | L | 2-0 |
| 1982 (U) | W | 3-1 |
| 11/5/83 (N) | W | 3-2 |
| 11/15/83 (U) | W | 3-0 |
| 9/17/84 (H) | L | 3-1 |
| 1985 (U) | L | 3-0 |
| 1985 (U) | L | 3-1 |
| 1986 (U) | L | 2-0 |
| 1986 (U) | L | 3-2 |
| 1987 (N) | L | 3-1 |
| 1987 (N) | L | 3-0 |
| 1988 (U) | L | 3-0 |
| 10/11/89 (H) | L | 3-1 |
| 9/29/90 (A) | L | 3-2 |
| 10/23/91 (H) | L | 3-0 |

TEMPLE (10-4)

| | | |
|--------------|---|-----|
| 1986 (H) | W | 3-0 |
| 1986 (H) | W | 3-1 |
| 1987 (H) | W | 3-2 |
| 1987 (H) | W | 3-1 |
| 1988 (H) | W | 3-0 |
| 1988 (H) | W | 3-1 |
| 11/3/89 (H) | W | 3-1 |
| 11/4/89 (H) | W | 3-1 |
| 10/27/13 (H) | W | 3-0 |
| 11/27/13 (A) | W | 3-1 |
| 10/5/14 (H) | L | 3-0 |
| 11/7/14 (A) | L | 3-0 |
| 9/25/15 (H) | L | 3-0 |
| 11/15/15 (A) | L | 3-0 |

TENNESSEE (0-2)

| | | |
|-------------|---|-----|
| 1981 (N) | L | 2-1 |
| 9/22/89 (A) | L | 3-1 |

UT-CHATTANOOGA (5-0)

| | | |
|-------------|---|-----|
| 10/8/83 (N) | W | 3-1 |
| 11/3/84 (N) | W | 3-1 |
| 1985 (U) | W | 3-0 |
| 9/6/97 (H) | W | 3-0 |
| 9/4/04 (A) | W | 3-0 |

TENNESSEE TECH (2-0)

| | | |
|------------|---|-----|
| 9/2/95 (H) | W | 3-0 |
| 9/5/98 (H) | W | 3-0 |

TEXAS (0-1)

| | | |
|----------|---|-----|
| 1988 (U) | L | 3-0 |
|----------|---|-----|

TEXAS A&M (0-1)

| | | |
|-------------|---|-----|
| 9/30/89 (A) | L | 3-1 |
|-------------|---|-----|

TEXAS A&M CC (1-0)

| | | |
|-------------|---|-----|
| 9/14/07 (H) | W | 3-0 |
|-------------|---|-----|

ALL-TIME RECORDS AGAINST OPPONENTS

TCU (3-2)

| | | |
|--------------------|---------|-----|
| 10/26/01 (H) _____ | W _____ | 3-0 |
| 10/26/02 (A) _____ | W _____ | 3-0 |
| 10/24/03 (H) _____ | W _____ | 3-1 |
| 10/29/04 (A) _____ | L _____ | 3-0 |
| 11/27/10 (A) _____ | L _____ | 3-0 |

TEXAS-EL PASO (1-2)

| | | |
|--------------------|---------|-----|
| 9/22/90 (N) _____ | L _____ | 3-0 |
| 11/10/90 (N) _____ | L _____ | 3-1 |
| 9/2/06 (H) _____ | W _____ | 3-0 |

TEXAS TECH (0-4)

| | | |
|-------------------|---------|-----|
| 9/21/90 (A) _____ | L _____ | 3-0 |
| 11/1/91 (H) _____ | L _____ | 3-1 |
| 9/5/97 (H) _____ | L _____ | 3-2 |
| 9/9/06 (H) _____ | L _____ | 3-0 |

TOLEDO (3-0)

| | | |
|-------------------|---------|-----|
| 8/31/91 (H) _____ | W _____ | 3-1 |
| 9/3/94 (H) _____ | W _____ | 3-0 |
| 9/20/08 (H) _____ | W _____ | 3-1 |

TOWSON (0-1)

| | | |
|------------------|---------|-----|
| 9/2/06 (H) _____ | L _____ | 3-2 |
|------------------|---------|-----|

TROY (2-3)

| | | |
|-------------------|---------|-----|
| 1974 (N) _____ | W _____ | 2-0 |
| 1980 (N) _____ | L _____ | 2-0 |
| 1980 (N) _____ | L _____ | 2-1 |
| 1981 (N) _____ | L _____ | 2-0 |
| 9/13/14 (N) _____ | W _____ | 3-1 |

TULANE (26-6)

| | | |
|--------------------|---------|-----|
| 11/9/85 (H) _____ | W _____ | 3-1 |
| 11/9/85 (H) _____ | W _____ | 3-2 |
| 9/25/97 (N) _____ | L _____ | 2-1 |
| 9/26/97 (N) _____ | L _____ | 3-0 |
| 10/17/87 (H) _____ | W _____ | 3-1 |
| 10/25/91 (N) _____ | W _____ | 3-2 |
| 11/22/91 (N) _____ | W _____ | 3-0 |
| 10/9/92 (H) _____ | W _____ | 3-0 |
| 10/29/93 (A) _____ | W _____ | 3-1 |
| 10/7/94 (H) _____ | W _____ | 3-0 |
| 11/19/94 (H) _____ | W _____ | 3-1 |
| 10/6/95 (A) _____ | W _____ | 3-1 |
| 11/12/95 (H) _____ | W _____ | 3-1 |
| 9/29/96 (H) _____ | W _____ | 3-0 |
| 11/8/96 (A) _____ | W _____ | 3-1 |
| 9/26/97 (A) _____ | W _____ | 3-0 |
| 11/2/97 (H) _____ | W _____ | 3-0 |
| 11/21/97 (N) _____ | L _____ | 3-2 |
| 11/3/98 (H) _____ | W _____ | 3-1 |
| 11/8/98 (A) _____ | W _____ | 3-0 |
| 9/24/99 (A) _____ | W _____ | 3-1 |
| 11/7/99 (H) _____ | W _____ | 3-0 |
| 9/22/00 (H) _____ | W _____ | 3-0 |
| 11/4/00 (A) _____ | W _____ | 3-2 |
| 11/11/01 (H) _____ | W _____ | 3-0 |
| 10/11/02 (A) _____ | W _____ | 3-1 |
| 10/11/03 (H) _____ | L _____ | 3-2 |
| 11/13/04 (A) _____ | L _____ | 3-0 |
| 10/24/14 (H) _____ | W _____ | 3-0 |
| 11/23/14 (A) _____ | W _____ | 3-2 |
| 10/4/15 (H) _____ | W _____ | 3-2 |
| 10/30/15 (A) _____ | L _____ | 3-2 |

TULSA (1-3)

| | | |
|--------------------|---------|-----|
| 9/26/14 (A) _____ | W _____ | 3-1 |
| 11/16/14 (H) _____ | L _____ | 3-0 |
| 10/16/15 (H) _____ | L _____ | 3-1 |
| 11/27/15 (A) _____ | L _____ | 3-0 |

TUSKEGEE (2-0)

| | | |
|--------------------|---------|-----|
| 10/30/76 (N) _____ | W _____ | N/A |
| 1981 (U) _____ | W _____ | 2-0 |

-U-

UTAH (1-0)

| | | |
|------------------|---------|-----|
| 9/9/95 (N) _____ | W _____ | 3-0 |
|------------------|---------|-----|

UTAH STATE (1-0)

| | | |
|-------------------|---------|-----|
| 9/12/98 (H) _____ | W _____ | 3-0 |
|-------------------|---------|-----|

-V-

VILLANOVA (5-3)

| | | |
|--------------------|---------|-----|
| 10/9/05 (A) _____ | L _____ | 3-0 |
| 10/20/06 (H) _____ | W _____ | 3-0 |
| 10/27/07 (A) _____ | W _____ | 3-2 |
| 11/16/07 (N) _____ | W _____ | 3-0 |
| 11/16/08 (H) _____ | W _____ | 3-1 |
| 11/14/10 (H) _____ | L _____ | 3-1 |
| 11/4/11 (H) _____ | L _____ | 3-1 |
| 10/12/12 (H) _____ | W _____ | 3-0 |

VIRGINIA (1-0)

| | | |
|--------------------|---------|-----|
| 10/16/87 (H) _____ | W _____ | 3-1 |
|--------------------|---------|-----|

VIRGINIA COMMONWEALTH (VCU) (17-5)

| | | |
|--------------------|---------|-----|
| 1979 (U) _____ | L _____ | 2-0 |
| 1982 (N) _____ | W _____ | 2-0 |
| 11/11/83 (N) _____ | W _____ | 2-1 |
| 9/28/84 (N) _____ | W _____ | 3-1 |
| 11/16/84 (N) _____ | W _____ | 2-1 |
| 11/17/84 (N) _____ | L _____ | 3-1 |
| 1985 (N) _____ | L _____ | 3-0 |
| 1985 (N) _____ | L _____ | 2-1 |
| 1985 (N) _____ | L _____ | 3-0 |
| 1986 (H) _____ | W _____ | 3-0 |
| 1986 (A) _____ | W _____ | 3-1 |
| 1986 (A) _____ | W _____ | 3-0 |
| 1987 (H) _____ | W _____ | 3-1 |
| 1987 (N) _____ | W _____ | 3-1 |
| 1988 (H) _____ | W _____ | 3-0 |
| 10/11/90 (H) _____ | W _____ | 3-0 |
| 11/15/90 (A) _____ | W _____ | 3-0 |
| 10/12/91 (A) _____ | W _____ | 3-0 |
| 10/17/92 (A) _____ | W _____ | 3-0 |
| 11/6/93 (H) _____ | W _____ | 3-0 |
| 10/15/94 (A) _____ | W _____ | 3-0 |
| 9/1/12 (N) _____ | W _____ | 3-0 |

VIRGINIA TECH (4-2)

| | | |
|--------------------|---------|-----|
| 1987 (H) _____ | W _____ | 3-0 |
| 10/6/90 (N) _____ | W _____ | 3-2 |
| 10/11/91 (N) _____ | L _____ | 3-0 |
| 10/16/92 (A) _____ | L _____ | 3-2 |
| 11/5/93 (H) _____ | W _____ | 3-0 |
| 10/14/94 (A) _____ | W _____ | 3-2 |

-W-

WAKE FOREST (1-0)

| | | |
|--------------------|---------|-----|
| 10/20/84 (N) _____ | W _____ | 3-2 |
|--------------------|---------|-----|

WASHINGTON STATE (0-2)

| | | |
|--------------------|---------|-----|
| 11/25/95 (H) _____ | L _____ | 3-1 |
| 11/30/96 (N) _____ | L _____ | 3-0 |

WESTERN CAROLINA (2-0)

| | | |
|-------------------|---------|-----|
| 9/30/83 (U) _____ | W _____ | 3-1 |
| 9/19/03 (N) _____ | W _____ | 3-0 |

WESTERN ILLINOIS (1-1)

| | | |
|------------------|---------|-----|
| 9/6/90 (H) _____ | L _____ | 3-0 |
| 9/4/98 (H) _____ | W _____ | 3-0 |

WESTERN KENTUCKY (11-3)

| | | |
|--------------------|---------|-----|
| 1982 (N) _____ | W _____ | 2-0 |
| 11/12/83 (N) _____ | W _____ | 2-0 |
| 11/16/84 (N) _____ | W _____ | 2-0 |
| 1985 (N) _____ | W _____ | 3-0 |
| 1985 (U) _____ | W _____ | 3-0 |
| 1985 (A) _____ | W _____ | 2-1 |
| 1986 (H) _____ | W _____ | 3-0 |
| 1987 (H) _____ | W _____ | 3-0 |
| 1988 (H) _____ | W _____ | 3-0 |
| 9/9/89 (A) _____ | W _____ | 3-0 |
| 10/13/90 (H) _____ | L _____ | 3-1 |
| 11/16/90 (N) _____ | W _____ | 3-1 |
| 11/17/90 (N) _____ | L _____ | 3-2 |
| 9/11/04 (A) _____ | L _____ | 3-0 |

WESTERN MICHIGAN (2-4)

| | | |
|--------------------|---------|-----|
| 9/7/91 (N) _____ | L _____ | 3-0 |
| 11/13/92 (A) _____ | L _____ | 3-1 |
| 9/23/94 (N) _____ | W _____ | 3-1 |
| 9/14/96 (H) _____ | W _____ | 3-0 |
| 9/21/02 (A) _____ | L _____ | 3-2 |
| 9/17/11 (N) _____ | L _____ | 3-1 |

WEST GEORGIA (0-3)

| | | |
|--------------------|---------|-----|
| 1974 (N) _____ | L _____ | 2-0 |
| 10/29/76 (A) _____ | L _____ | N/A |
| 10/29/76 (A) _____ | L _____ | N/A |

WEST VIRGINIA (4-2)

| | | |
|--------------------|---------|-----|
| 10/2/05 (H) _____ | L _____ | 3-1 |
| 10/7/06 (A) _____ | W _____ | 3-1 |
| 10/12/07 (H) _____ | W _____ | 3-1 |
| 10/5/08 (A) _____ | W _____ | 3-2 |
| 10/9/09 (H) _____ | W _____ | 3-0 |
| 10/10/10 (A) _____ | L _____ | 3-1 |

WICHITA STATE (0-1)

| | | |
|------------------|---------|-----|
| 9/3/05 (N) _____ | L _____ | 3-0 |
|------------------|---------|-----|

WILLIAM & MARY (1-0)

| | | |
|----------------|---------|-----|
| 1988 (U) _____ | W _____ | 3-2 |
|----------------|---------|-----|

WINTHROP (1-1)

| | | |
|-------------------|---------|-----|
| 9/4/09 (H) _____ | W _____ | 3-0 |
| 9/12/13 (N) _____ | L _____ | 3-2 |

WISCONSIN (0-6)

| | | |
|-------------------|---------|-----|
| 12/1/89 (N) _____ | L _____ | 3-0 |
| 12/1/93 (A) _____ | L _____ | 3-0 |
| 9/16/00 (A) _____ | L _____ | 3-0 |
| 9/20/03 (N) _____ | L _____ | 3-0 |
| 9/16/11 (A) _____ | L _____ | 3-0 |
| 8/24/12 (H) _____ | L _____ | 3-0 |

WISCONSIN-MILWAUKEE (2-0)

| | | |
|-------------------|---------|-----|
| 9/2/00 (H) _____ | W _____ | 3-0 |
| 9/21/02 (N) _____ | W _____ | 3-0 |

WRIGHT STATE (2-2)

| | | |
|-------------------|---------|-----|
| 12/2/89 (N) _____ | L _____ | 3-0 |
| 9/3/94 (H) _____ | W _____ | 3-0 |
| 9/9/06 (H) _____ | L _____ | 3-2 |
| 9/8/07 (N) _____ | W _____ | 3-1 |

-X-

XAVIER (1-1)

| | | |
|-------------------|---------|-----|
| 9/12/92 (H) _____ | L _____ | 3-1 |
| 9/5/98 (H) _____ | W _____ | 3-0 |

| |
|---------|
| OUTLOOK |
| COACHES |
| PLAYERS |
| REVIEW |
| RECORDS |
| HISTORY |
| USF |
| MEDIA |

YEAR-BY-YEAR RESULTS

1972

Record: 10-8

Coach: Janie Cheatham

| Date | W/L | Opponent | Scores |
|-------|--------|--------------------------|---------------------|
| | W | Rollins | N/A |
| 10/21 | W, 2-0 | !St. Petersburg JC | 15-9, 15-2 |
| 10/21 | W, 2-0 | !St. Leo | 15-1, 15-2 |
| 10/21 | W | !Manatee JC | N/A |
| 10/21 | W | !Florida Southern | N/A |
| 10/21 | W, 2-1 | !Tampa | 15-9, 13-15, 15-13 |
| 10/27 | W, 2-0 | #vs. Broward JC | 15-8, 15-10 |
| 10/27 | L, 2-0 | #vs. Flagler | 7-15, 14-16 |
| 10/28 | L | #vs. Jacksonville | N/A |
| 10/28 | L | #vs. Georgia College | N/A |
| 11/3 | W, 2-0 | %vs. East Carolina | 15-10, 15-10 |
| 11/3 | L, 2-0 | %at Jacksonville | 10-15, 10-15 |
| 11/4 | L, 2-0 | %vs. Miami Dade-South CC | 9-15, 1-15 |
| 11/4 | L, 2-0 | %vs. Winthrop | 9-15, 10-15 |
| | W, 2-1 | ^vs. Miami Dade-South CC | 15-13, 12-15, 16-14 |
| | L | ^vs. Florida State | N/A |
| 11/17 | W, 2-0 | &Stetson | 15-8, 16-14 |
| 11/17 | L, 2-0 | &Jacksonville | 7-15, 8-15 |
| 11/18 | L, 2-1 | &Fla. International | 7-15, 15-12, 1-5 |

! Suncoast Invitational Tournament
 # Florida State Tournament
 % Jacksonville Invitational Tournament
 ^ Jacksonville University Invitational
 & Florida Junior-Senior Women's Volleyball Tournament

1973

Record: 20-12

Coach: Janie Cheatham

| Date | W/L | Opponent | Scores |
|-------|--------|--------------------------|---------------------|
| 10/15 | W, 2-0 | St. Petersburg JC | 15-2, 15-3 |
| 10/17 | W, 2-1 | St. Leo | 15-4, 4-15, 15-8 |
| 10/19 | W | !vs. Tampa | N/A |
| 10/19 | W | !vs. St. Leo | N/A |
| 10/19 | W | !vs. Florida Southern | N/A |
| 10/20 | W | !vs. Manatee JC | N/A |
| 10/20 | W | !vs. St. Petersburg JC | N/A |
| 10/27 | W | #vs. Miami Dade-North CC | N/A |
| 10/27 | W | #vs. UNC-Asheville | N/A |
| 10/28 | L | #vs. Georgia College | N/A |
| 10/28 | L | #at Florida State | N/A |
| 11/2 | W, 2-1 | %vs. Miami Dade-South CC | 15-13, 12-15, 16-14 |
| 11/3 | L, 2-1 | %vs. Florida State | N/A |
| 11/15 | L, 2-1 | ^vs. Florida State | N/A |
| 11/17 | W | ^vs. Tampa | N/A |
| 11/17 | W | ^at Florida Southern | N/A |

! West Coast Tournament (Clearwater, Fla.)
 # Florida State Invitational Tournament
 % Jacksonville Invitational
 ^ State Tournament (at Florida Southern)

1974

Record: 15-8

Coach: Janie Cheatham

| Date | W/L | Opponent | Scores |
|-------|--------|----------------------------------|--------------------|
| 10/4 | W, 2-0 | St. Petersburg JC | 15-2, 15-3 |
| 10/7 | W, 2-0 | Tampa | 15-8, 15-2 |
| 10/8 | W, 2-1 | Florida Southern | 15-2, 11-15, 15-4 |
| 10/8 | W, 2-1 | Stetson | 9-15, 15-12, 15-6 |
| 10/15 | W, 2-1 | Manatee JC | 13-15, 15-13, 15-8 |
| 10/17 | W, 2-1 | Florida Tech | 15-4, 11-15, 15-12 |
| 10/22 | W, 2-0 | Manatee JC | 16-14, 15-13 |
| 10/25 | L, 2-0 | !vs. Mississippi Univ. for Women | 7-15, 6-15 |
| 10/25 | L, 2-0 | !vs. West Georgia | 1-15, 2-15 |
| 10/25 | L, 2-0 | !vs. Flagler | 8-15, 4-15 |
| 10/26 | L, 2-0 | !vs. Miami-Dade South CC | 13-15, 9-15 |
| 10/26 | W, 2-0 | !vs. Troy State | 15-8, 15-12 |
| 10/30 | W, 2-1 | Florida Southern | 7-15, 15-6, 15-2 |
| 11/1 | L, 2-0 | #vs. Florida State | 6-15, 2-15 |
| 11/1 | W, 2-0 | #vs. Lake City CC | 15-3, 15-9 |
| 11/1 | W, 2-0 | #vs. Florida International | N/A |
| 11/2 | L, 2-1 | #vs. Florida International | 2-15, 15-12, 10-15 |
| 11/2 | W, 2-0 | #vs. Miami | 15-2, 15-12 |
| 11/4 | W, 2-0 | St. Leo | 15-6, 15-2 |
| | W, 2-0 | %St. Leo | 15-5, 16-14 |
| | L, 2-0 | %Flagler | 13-15, 4-15 |

! Florida State Invitational
 # Jacksonville Invitational
 % State Volleyball Tournament

1975

Record: 19-11

Coach: Janie Cheatham

| Date | W/L | Opponent | Scores |
|------|--------|-------------------|-------------------|
| | W | !vs. Tampa | N/A |
| | W | !vs. Manatee JC | N/A |
| | W | !vs. Lake City CC | N/A |
| | W | !at St. Leo | N/A |
| | L | !vs. Florida Tech | N/A |
| | L, 2-0 | Manatee JC | 8-15, 6-15 |
| | W, 2-0 | Tampa | 15-4, 16-14 |
| | W, 2-0 | Florida Tech | 15-12, 15-6 |
| | W, 2-0 | Tampa | 15-9, 18-16 |
| | W | Florida Southern | N/A |
| | W, 2-1 | #Flagler | 15-11, 8-15, 15-9 |
| | L, 2-0 | #Florida State | 2-15, 6-15 |

! St. Leo Invitational
 # State Volleyball Tournament

1976

Record: 16-16

Coach: Cyndi Miranda

| Date | W/L | Opponent | Scores |
|-------|--------|----------------------------|---------------------|
| 10/2 | W, 2-1 | !Tampa | 15-8, 10-15, 15-6 |
| 10/2 | W, 2-1 | !Florida | 18-16, 14-16, 16-14 |
| 10/2 | W, 2-1 | !Florida Southern | 15-8, 8-15, 15-1 |
| 10/2 | W, 2-0 | !Jacksonville | 15-11, 15-11 |
| 10/2 | L, 2-0 | !Flagler | 10-15, 10-15 |
| 10/5 | W, 2-0 | #vs. Florida Tech | 15-13, 15-12 |
| 10/5 | L, 2-0 | #at Florida Southern | 12-15, 8-15 |
| 10/11 | L, 2-1 | Hillsborough CC | 15-12, 6-15, 11-15 |
| 10/14 | W, 2-0 | Hillsborough CC | 15-11, 15-6 |
| 10/14 | W, 2-0 | Tampa | 15-13, 16-14 |
| 10/18 | W, 2-1 | Manatee JC | 16-14, 13-15, 15-4 |
| 10/18 | L, 2-0 | Florida | 9-15, 9-10 |
| 10/19 | W, 2-0 | St. Petersburg JC | 15-9, 15-13 |
| 10/19 | W, 2-0 | Rollins | 15-0, 15-6 |
| 10/22 | L, 2-0 | %vs. Alabama | 2-15, 5-15 |
| 10/22 | W, 2-0 | %vs. Florida | 15-11, 15-3 |
| 10/22 | L, 2-0 | %at Miami Dade-South CC | 5-15, 1-15 |
| 10/23 | L, 2-1 | %vs. Florida Southern | 9-15, 15-8, 10-15 |
| 10/23 | L, 2-0 | %vs. Florida International | 6-15, 7-15 |
| 10/29 | L | ^at West Georgia | N/A |
| 10/29 | W | ^vs. North Alabama | N/A |
| 10/29 | L | ^at West Georgia | N/A |
| 10/30 | W | ^vs. Tuskegee | N/A |
| 10/30 | W | ^vs. Florida State | N/A |
| 11/5 | W, 2-1 | &vs. Lake City CC | 6-15, 15-12, 15-4 |
| 11/5 | L, 2-0 | &vs. Florida State | 5-15, 6-15 |
| 11/6 | L, 2-1 | &vs. Miami Dade-North CC | 15-9, 10-15, 6-15 |
| 11/6 | L, 2-0 | &vs. Florida Tech | 9-15, 15-17 |
| 11/11 | W, 2-0 | +Miami | 15-12, 15-11 |
| 11/11 | L, 2-0 | +Florida International | 4-15, 13-15 |
| 11/13 | L, 2-1 | +Florida | 0-15, 15-9, 12-15 |
| | L, 2-0 | Hillsborough CC | 8-15, 12-15 |

! USF Invitational
 # Florida Southern Invitational
 % Miami Dade-South Invitational
 ^ West Georgia Tournament
 & Flagler Invitational
 + Florida AIAW Tournament

1977

Record: 25-17

Coach: Kathy Patrick

| Date | W/L | Opponent | Scores |
|-------|--------|------------------------------|---------------------------------|
| | W | Stetson | N/A |
| | W | Tampa | N/A |
| | W | Hillsborough CC | N/A |
| 10/7 | W, 2-0 | Florida International | 15-10, 15-5 |
| | L | Miami | N/A |
| | L | Jacksonville | N/A |
| | L | Alabama | N/A |
| | W | Flagler | N/A |
| | L | Hillsborough CC | N/A |
| | W | Lake City CC | N/A |
| | W | Florida | N/A |
| 10/17 | W, 2-0 | at Florida Southern | 15-3, 15-6 |
| | W | Florida | N/A |
| | W | Tampa | N/A |
| | W | Eckerd | N/A |
| | W | Manatee CC | N/A |
| 10/29 | W, 3-2 | at Florida Southern | 15-8, 16-14, 12-15, 13-15, 15-6 |
| | L | Hillsborough CC | N/A |
| | W | Hillsborough CC | N/A |
| 10/31 | L, 3-0 | Florida Southern | 13-15, 12-15, 9-15 |
| | W | Flagler | N/A |
| | L, 2-0 | Florida Tech | 1-15, 3-15 |
| | W | Polk CC | N/A |
| | L | Hillsborough CC | N/A |
| | W | Manatee CC | N/A |
| | W | Stetson | N/A |
| | L | Jacksonville | N/A |
| L | Miami | N/A | N/A |
| 11/5 | W, 2-0 | vs. Florida Southern | 15-9, 15-6 |
| | L | Jacksonville | N/A |
| | L | Florida | N/A |
| | W | Florida | N/A |
| | L | Miami | N/A |
| 11/5 | W, 2-0 | vs. Florida Southern | 15-9, 15-6 |
| | L | Jacksonville | N/A |
| | L | Florida | N/A |
| | W | Florida | N/A |
| | L, 2-0 | Florida Tech | 7-15, 4-15 |
| | W | !vs. Miami | N/A |
| | L, 2-1 | !vs. Florida State | 11-15, 15-10, 13-15 |
| | W | !vs. Florida | N/A |
| | L, 2-1 | !vs. Florida State | 15-2, 11-15, 15-17 |
| | W, 2-0 | #Mississippi | 15-9, 15-6 |
| | L, 2-0 | #Mississippi Univ. for Women | 13-15, 8-15 |
| | W, 2-0 | #Georgia State | 15-5, 15-10 |
| | W, 2-1 | #Auburn | 15-10, 10-15, 15-5 |
| | L, 3-1 | #Florida State | 12-15, 0-15, 15-11, 14-17 |

! Florida AIAW Tournament (Orlando, Fla.)
 # Region III AIAW Tournament

YEAR-BY-YEAR RESULTS

1978

Record: 9-23

Coach: Rich Romine

| Date | W/L | Opponent | Scores |
|-------|--------|----------------------------|---------------------|
| | W, 2-0 | !vs. St. Leo | 15-5, 15-13 |
| | W, 2-0 | !vs. Flagler | 16-14, 15-5 |
| 9/30 | L, 2-1 | !at Florida Southern | 15-8, 13-15, 8-15 |
| | W, 2-0 | !vs. Eckerd | 15-4, 15-12 |
| | W, 2-0 | !vs. Stetson | 15-16, 15-11 |
| | W, 2-0 | Flagler | 15-4, 15-9 |
| | L, 2-0 | #at Miami Dade-South CC | 6-15, 13-15 |
| 10/6 | L, 2-1 | #vs. Florida Southern | 15-10, 10-15, 14-16 |
| | L, 2-0 | #vs. Florida State | 10-15, 7-15 |
| | L, 2-1 | #vs. Florida State | 15-12, 9-15, 9-15 |
| 10/7 | L, 2-1 | #vs. Florida International | 12-15, 15-7, 9-15 |
| | L, 2-0 | %vs. Mississippi | 18-16, 12-15, 13-15 |
| | L, 2-0 | %vs. North Carolina | 12-15, 11-15 |
| | L, 2-1 | %vs. Miami | 18-16, 13-15, 12-15 |
| 10/18 | L, 2-0 | vs. Florida Southern | 11-15, 13-15 |
| 10/18 | L, 2-0 | Florida Tech | 11-15, 4-15 |
| 10/18 | L, 2-0 | Florida International | 1-15, 6-15 |
| | L, 2-1 | Florida | 15-13, 12-15, 8-15 |
| | W, 2-1 | Lake City CC | 15-13, 13-15, 15-11 |
| | L, 2-0 | ^vs. Miami Dade-South CC | 10-15, 2-15 |
| | L, 2-0 | ^vs. College of Charleston | 6-15, 5-15 |
| | L, 2-0 | ^at Jacksonville | 11-15, 10-15 |
| 10/27 | L, 2-0 | ^vs. Florida International | 6-15, 10-15 |
| | W, 2-0 | vs. Hillsborough CC | 15-5, 15-7 |
| | W, 2-0 | at Tampa | 15-3, 15-1 |
| | L, 2-0 | Florida Tech | 6-15, 3-15 |
| | L, 2-1 | Florida | 16-14, 6-15, 8-15 |
| 11/1 | W, 2-0 | at Florida Southern | 15-4, 15-13 |
| | L, 2-1 | Florida | 7-15, 15-5, 11-15 |
| | L, 2-0 | Florida Tech | 7-15, 3-15 |
| | L, 2-1 | &vs. Florida | 15-10, 10-15, 4-15 |
| | L, 2-1 | &vs. Florida State | 5-15, 15-7, 9-15 |

! Florida Southern Invitational
 # Miami Dade-South Invitational
 % Florida State Invitational
 ^ Jacksonville Invitational
 & Florida AIAW Tournament (Lakeland, Fla.)

1979

Record: 19-23

Coach: Mary Beth Hood (14-12)

Coach: Hildred Deese (5-11)

| Date | W/L | Opponent | Scores |
|--------|---------------|--------------------------|---------------------|
| | W, 2-1 | Manatee JC | 13-15, 15-6, 15-12 |
| | W, 2-1 | Hillsborough CC | 17-15, 9-15, 15-12 |
| | W, 2-0 | Jacksonville | 15-11, 15-6 |
| | W, 2-0 | Rollins | 15-5, 15-5 |
| | W, 2-0 | Flagler | 15-11, 16-14 |
| 9/28 | L, 2-1 | at Florida Southern | 15-13, 13-15, 1-15 |
| | W, 2-0 | Jacksonville | 15-12, 15-8 |
| 9/29 | L, 2-0 | Florida International | 8-15, 2-15 |
| L, 2-0 | Montevallo | 7-15, 9-15 | |
| | W, 2-0 | Stetson | 15-8, 15-12 |
| | W, 2-0 | St. Leo | 15-7, 15-2 |
| | L, 2-0 | Virginia Commonwealth | 12-15, 10-15 |
| | W, 2-1 | South Alabama | 2-15, 15-8, 15-12 |
| | L, 2-0 | Jacksonville | 6-15, 8-15 |
| L, 2-1 | UNC Charlotte | 15-10, 7-15, 13-15 | |
| | L, 2-1 | New Orleans | 15-6, 13-15, 8-15 |
| | W, 2-0 | UAB | 15-8, 15-13 |
| | W, 2-1 | Tampa | 15-11, 11-15, 15-13 |
| | L, 2-0 | Hillsborough CC | 14-16, 12-15 |
| | L, 2-0 | !at Florida State | 8-15, 7-15 |
| | L, 2-0 | !vs. North Carolina | 8-15, 11-15 |
| | W, 2-0 | !vs. Auburn | 15-10, 15-13 |
| | W, 3-0 | St. Leo | 15-7, 15-0, 15-4 |
| W, 3-1 | Tampa | 4-15, 15-11, 15-13, 15-8 | |
| | L, 2-0 | UCF | 2-15, 3-15 |
| 10/23 | L, 2-1 | at Florida Southern | 2-15, 15-6, 14-16 |
| 10/25 | L, 2-0 | Florida International | 3-15, 5-15 |
| | W, 2-0 | Jacksonville | 15-12, 15-11 |
| | L, 2-0 | Oakland (Mich.) | 6-15, 9-15 |
| | L, 2-0 | Miami Dade-South CC | 5-15, 7-15 |
| 10/27 | L, 2-0 | vs. Florida Southern | 11-15, 9-15 |
| | L, 2-0 | Miami | 5-15, 3-15 |
| | L, 2-0 | College of Charleston | 13-15, 5-15 |
| | L, 2-0 | UCF | 7-15, 9-15 |
| | W, 2-0 | St. Petersburg JC | 15-2, 15-5 |
| | L, 2-1 | Hillsborough CC | 15-7, 1-15, 11-15 |
| 11/5 | L, 2-0 | Florida Southern | 10-15, 10-15 |
| | W, 2-0 | Eckerd | 15-7, 15-2 |
| | W, 2-0 | #vs. Jacksonville | 15-5, 15-7 |
| | L, 2-0 | #at UCF | 0-15, 7-15 |
| | W, 2-0 | #vs. Stetson | 16-14, 15-6 |
| 11/9 | L, 2-0 | #vs. Florida Southern | 0-15, 11-15 |

! FSU Invitational
 # Florida AIAW Tournament (Orlando, Fla.)

1980

Record: 14-21

Coach: Hildred Deese

| Date | W/L | Opponent | Scores |
|-------|--------|----------------------------|---------------------|
| | L, 2-0 | Manatee JC | 11-15, 12-15 |
| | W, 2-0 | Tampa | 15-9, 15-3 |
| | W, 2-0 | !vs. Eckerd | 15-12, 16-14 |
| 9/26 | L, 2-0 | !vs. Florida International | 2-15, 7-15 |
| | L, 2-0 | !vs. Troy State | 9-15, 9-15 |
| | L, 2-1 | !vs. Troy State | 15-17, 17-15, 15-17 |
| | W, 2-0 | !vs. Rollins | 15-5, 15-9 |
| | W, 2-0 | St. Leo | 15-2, 15-5 |
| | W, 2-0 | Eckerd | 15-6, 15-6 |
| | L, 2-1 | Santa Fe CC | 6-15, 15-8, 12-15 |
| 10/1 | W, 2-0 | Stetson | 15-2, 15-3 |
| | L, 2-1 | #vs. Oklahoma State | 1-15, 15-9, 9-15 |
| | W, 2-0 | #vs. Jacksonville | 15-10, 15-12 |
| | L, 2-0 | #at Florida State | 0-15, 2-15 |
| | L, 2-0 | #vs. Miss. Univ. for Women | 12-15, 4-15 |
| 10/13 | L, 3-0 | Florida Southern | 12-15, 10-15, 14-16 |
| | L, 2-0 | UCF | 14-16, 3-15 |
| 10/15 | W, 2-1 | Stetson | 8-15, 15-9, 15-11 |
| 10/20 | W, 2-0 | Stetson | 15-2, 15-1 |
| | W, 2-0 | Eckerd | 15-9, 15-12 |
| 10/22 | L, 2-1 | vs. Florida Southern | 5-15, 15-9, 6-15 |
| | L, 2-0 | Tampa | 11-15, 12-15 |
| | L | Jacksonville | N/A |
| | W | Jacksonville | N/A |
| | L, 2-0 | UAB | 9-15, 13-15 |
| 10/24 | L, 2-0 | at Florida Southern | 9-15, 3-15 |
| | L, 2-0 | Miami Dade-South CC | 13-15, 7-15 |
| | L, 2-0 | College of Charleston | 8-15, 4-15 |
| 10/28 | L, 3-0 | at Florida Southern | 6-15, 3-15, 4-15 |
| | W, 2-0 | Florida A&M | 15-10, 17-15 |
| | L, 2-1 | Manatee CC | 10-15, 15-13, 11-15 |
| | L, 2-0 | %vs. Tampa | 11-15, 6-15 |
| | W, 2-0 | %vs. Florida A&M | 15-7, 15-11 |
| | W, 2-0 | %vs. Jacksonville | 15-6, 15-9 |
| 11/14 | L, 2-0 | %at Florida Southern | 6-15, 9-15 |

! Florida Southern Invitational
 # Florida State Invitational
 % Florida AIAW Tournament (Lakeland, Fla.)

YEAR-BY-YEAR RESULTS

1981

Record: 23-13-2
Coach: Hildred Deese

| Date | W/L | Opponent | Scores |
|--------|-------------------------|----------------------------------|---------------------------|
| 9/15 | W, 2-0 | Stetson | 15-5, 15-3 |
| | W, 2-0 | Manatee JC | 15-3, 15-3 |
| | W, 2-0 | Manatee JC | 15-8, 15-3 |
| | W, 2-1 | Tampa | 15-7, 3-15, 15-4 |
| | L, 2-0 | !vs. Troy State | 12-15, 8-15 |
| | W, 2-0 | !vs. Tampa | 15-4, 17-15 |
| 9/24 | W, 2-1 | !vs. Fla. International | 16-18, 15-12, 15-13 |
| 9/25 | W, 2-0 | !vs. Stetson | 15-1, 15-5 |
| W, 2-1 | !vs. Jacksonville State | 15-3, 3-15, 15-11 | |
| | L, 2-0 | !vs. Montevallo | 11-15, 13-15 |
| 9/30 | L, 3-0 | at Florida Southern | 1-15, 4-15, 14-16 |
| | L, 2-1 | #vs. Clemson | 18-16, 5-15, 8-15 |
| | L, 2-1 | #vs. Tennessee | 15-17, 16-14, 9-15 |
| | L, 2-1 | #vs. Miami Dade-South CC | 12-15, 15-12, 10-15 |
| | W, 2-0 | #vs. Mississippi Univ. for Women | 15-6, 15-0 |
| | L, 2-1 | #vs. Miami | 15-2, 9-15, 11-15 |
| W, 3-0 | Eckerd | 15-3, 15-3, 15-5 | |
| | W, 2-0 | Tuskegee | 15-4, 15-13 |
| 10/19 | L, 3-1 | Florida Southern | 9-15, 15-8, 4-15, 13-15 |
| 10/21 | W, 3-0 | Stetson | 15-6, 15-7, 15-12 |
| | W, 3-1 | Tampa | 15-12, 15-11, 9-15, 15-11 |
| | W, 2-0 | %vs. Florida JC | 15-7, 15-12 |
| | W, 2-0 | %vs. UNC-Charlotte | 15-4, 15-7 |
| 10/30 | T, 1-1 | %vs. Florida International | 15-13, 10-15 |
| | T, 1-1 | %at Jacksonville | 15-6, 11-15 |
| | W, 2-0 | %vs. South Alabama | 15-0, 15-0 |
| 10/31 | L, 2-0 | %vs. Florida Southern | 9-15, 4-15 |
| | W, 3-0 | Eckerd | 15-8, 15-8, 15-1 |
| | W, 3-0 | Manatee JC | 15-6, 15-9, 15-2 |
| 11/12 | W, 2-0 | ^vs. Stetson | 16-14, 15-9 |
| 11/13 | L, 2-0 | ^at Florida International | 5-15, 10-15 |
| | W, 2-0 | ^vs. Jacksonville | 17-15, 15-0 |
| | W, 2-0 | ^vs. Tampa | 15-8, 15-5 |
| 11/13 | L, 2-1 | ^vs. Florida Southern | 6-15, 16-14, 9-15 |
| | W | Jacksonville State | N/A |
| | W | Columbus College | N/A |
| 11/20 | L, 2-0 | Florida International | 7-15, 12-15 |
| | L, 2-1 | Jacksonville | 15-13, 10-15, 10-15 |

! Florida Southern Tournament
Lady Seminole Invitational
% Jacksonville Invitational
^ Florida AIAW Tournament (Miami, Fla.)

1982

Record: 17-18
Coach: Hildred Deese

| Date | W/L | Opponent | Scores |
|-------|--------|----------------------------|--------------------------|
| | W, 2-1 | !vs. Nicholls State | 6-15, 15-8, 15-10 |
| | W, 2-0 | !vs. Mississippi State | 15-5, 15-13 |
| | W, 2-0 | !vs. UAB | 15-6, 15-6 |
| | L, 2-0 | !vs. South Alabama | 3-15, 10-15 |
| | L, 2-1 | !vs. Mississippi | 1-15, 15-3, 10-15 |
| 9/30 | W, 2-0 | Stetson | 15-5, 15-9 |
| | L, 2-0 | Tampa | 9-15, 8-15 |
| 10/1 | L, 2-0 | Florida International | 6-15, 10-15 |
| | W, 2-0 | Florida A&M | 15-12, 15-12 |
| | W, 2-1 | UCF | 7-15, 15-6, 16-14 |
| | W, 3-0 | Florida A&M | 15-8, 15-10, 15-9 |
| | L, 2-1 | #vs. Illinois | 15-11, 6-15, 12-15 |
| | L, 2-0 | #vs. Eastern Kentucky | 4-15, 5-15 |
| | W, 2-0 | #vs. Mississippi State | 15-13, 15-2 |
| | W, 2-1 | #vs. Jacksonville | 15-9, 11-15, 15-13 |
| | L, 2-0 | #at Florida State | 7-15, 2-15 |
| | L, 2-1 | Rutgers | 6-15, 15-12, 12-15 |
| | L, 2-1 | Mississippi | 15-11, 6-15, 10-15 |
| | L, 2-1 | UCF | 15-8, 8-15, 11-15 |
| | W, 3-1 | Tampa | 15-8, 11-15, 15-7, 15-6 |
| 10/22 | W, 2-0 | %vs. Stetson | 15-7, 15-8 |
| 10/22 | L, 2-0 | %at UCF | 13-15, 0-15 |
| 10/22 | L, 2-0 | %vs. Florida International | 5-15, 7-15 |
| 10/23 | W, 2-0 | %vs. Florida A&M | 15-4, 15-13 |
| 10/23 | L, 2-0 | %vs. Florida Southern | 6-15, 12-15 |
| 10/23 | L, 2-0 | %vs. Florida International | 13-15, 9-15 |
| | W, 3-1 | UCF | 15-3, 16-14, 12-15, 15-9 |
| 11/6 | L, 3-0 | Florida International | 15-1, 15-9, 15-10 |
| | W, 2-0 | ^at UAB | 15-12, 17-15 |
| | L, 2-0 | ^vs. Jacksonville | 15-12, 15-9 |
| | W, 2-0 | ^vs. UNC-Charlotte | 15-12, 15-13 |
| | W, 2-0 | ^vs. Virginia Commonwealth | 15-4, 15-13 |
| | L, 2-1 | ^vs. South Alabama | 15-13, 13-15, 13-15 |
| | W, 2-0 | ^vs. Western Kentucky | 16-14, 15-4 |
| | L, 2-0 | ^vs. Jacksonville | 13-15, 4-15 |

! Mississippi University for Women Invitational
Florida State Invitational
% UCF Invitational
^ UAB Invitational

1983

Record: 22-20
Sun Belt Conference Tournament - 3rd
Coach: Hildred Deese

| Date | W/L | Opponent | Score |
|-------|--------|-----------------------------|---------------------------------|
| 9/20 | W, 3-0 | Stetson | 15-12, 15-12, 15-9 |
| 9/23 | W, 2-0 | !vs. Southern Miss | 16-14, 15-13 |
| 9/23 | W, 2-1 | !vs. UAB | 12-15, 18-16, 15-10 |
| 9/23 | L, 2-1 | !vs. Mississippi | 15-13, 11-15, 13-15 |
| 9/23 | W, 2-0 | !vs. South Alabama | 15-11, 15-13 |
| 9/24 | W, 2-1 | !vs. Mississippi State | 15-12, 12-15, 16-14 |
| 9/24 | L, 2-0 | !vs. Southwestern Louisiana | 14-16, 9-15 |
| 9/30 | L, 3-0 | Mississippi | 10-15, 13-15, 6-15 |
| 9/30 | W, 3-1 | Clemson | 12-15, 15-4, 15-4, 15-12 |
| 9/30 | W, 3-1 | Western Carolina | 15-5, 4-15, 15-11, 15-12 |
| 10/1 | L, 3-1 | Georgia | 12-15, 12-15, 15-13, 9-15 |
| 10/6 | L, 3-0 | Florida State | 5-15, 9-15, 5-15 |
| 10/7 | W, 3-2 | UNC | 15-17, 6-15, 15-9, 17-15, 16-18 |
| 10/7 | W, 3-1 | #vs. Clemson | 15-6, 7-15, 15-8, 15-7 |
| 10/8 | L, 3-0 | #vs. South Carolina | 7-15, 9-15, 8-15 |
| 10/8 | L, 3-0 | #at Florida State | 6-15, 3-15, 9-15 |
| 10/8 | W, 3-1 | #vs. UT-Chattanooga | 13-15, 15-12, 15-8, 9-15 |
| 10/11 | L, 3-1 | Florida Southern | 7-15, 15-4, 17-19, 12-15 |
| 10/16 | W, 3-0 | Mars Hill College | 15-8, 15-8, 15-6 |
| 10/21 | W, 3-0 | Florida International | 11-15, 15-7, 15-10 |
| 10/21 | L, 2-1 | Air Force | 15-9, 12-15, 6-15 |
| 10/21 | L, 2-0 | Miami Dade-South CC | 5-15, 12-15 |
| 10/21 | L, 2-1 | UCF | 16-14, 13-15, 11-15 |
| 10/22 | L, 2-1 | at Florida Southern | 15-12, 3-15, 11-15 |
| 10/22 | L, 2-0 | Rutgers | 5-15, 6-15 |
| 10/25 | L, 3-2 | at UCF | 15-6, 7-15, 15-13, 13-15, 14-16 |
| 10/25 | L, 2-1 | at Stetson | 9-15, 15-1, 12-15 |
| 10/27 | W, 3-0 | Florida A&M | 15-4, 15-2, 15-4 |
| 10/31 | L, 3-1 | at Clemson | 15-13, 8-15, 6-15, 13-15 |
| 11/3 | L, 3-2 | at Fla. Southern | 9-15, 11-15, 15-11, 15-7, 7-15 |
| 11/4 | W, 3-0 | %at Florida International | 15-7, 15-11, 15-10 |
| 11/5 | W, 2-1 | %vs. Mississippi State | 9-15, 15-2, 15-10 |
| 11/5 | W, 3-2 | %vs. Tampa | 9-15, 11-15, 15-8, 15-10, 15-8 |
| 11/5 | W, 2-1 | %vs. Stetson | 10-15, 15-9, 15-13 |
| 11/11 | W, 2-1 | ^vs. Virginia Commonwealth | 13-15, 15-12, 15-12 |
| 11/11 | L, 2-0 | ^vs. Jacksonville | 4-15, 14-16 |
| 11/11 | W, 2-0 | ^vs. UNC-Charlotte | 15-9, 15-5 |
| 11/11 | W, 2-1 | ^vs. UAB | 15-13, 12-15, 15-1 |
| 11/12 | W, 2-0 | ^vs. Western Kentucky | 15-6, 15-7 |
| 11/12 | W, 2-0 | ^vs. South Alabama | 15-12, 15-9 |
| 11/12 | L, 3-0 | ^vs. UAB | 13-15, 13-15, 10-15 |
| 11/15 | W, 3-0 | Tampa | 15-5, 15-10, 15-6 |

! Mississippi Univ. for Women Invitational
Florida State Invitational
% Florida International Invitational
^ Sun Belt Tournament (at Western Kentucky)

YEAR-BY-YEAR RESULTS

1984

Record: 26-12

Sun Belt Conference Tournament - 2nd
Coach: Debbie Richardson

| Date | W/L | Opponent | Scores |
|-------|--------|------------------------|----------------------------------|
| 9/7 | W, 3-0 | !vs. Stetson | 15-12, 15-5, 16-14 |
| 9/7 | L, 3-0 | !vs. Minnesota | 10-15, 10-15, 14-16 |
| 9/8 | W, 3-2 | !at UCF | 15-10, 6-15, 10-15, 15-10, 16-14 |
| 9/8 | W, 3-2 | !vs. UAB | 15-5, 14-16, 9-15, 15-5, 15-6 |
| 9/8 | L, 3-0 | !vs. South Carolina | 8-15, 10-15, 10-15 |
| 9/12 | W, 3-0 | Stetson | 15-12, 15-12, 15-12 |
| 9/17 | L, 3-1 | Tampa | 5-15, 15-12, 4-15, 7-15 |
| 9/19 | W, 3-1 | at Rollins | 15-13, 15-10, 14-16, 15-3 |
| 9/21 | L, 3-2 | #Fla. Southern | 15-11, 15-17, 15-7, 12-15, 11-15 |
| 9/22 | W, 3-0 | #Florida International | 15-13, 15-4, 15-4 |
| 9/22 | L, 3-1 | #Florida | 11-15, 15-1, 4-15, 10-15 |
| 9/27 | W, 3-2 | vs. Appalachian St. | 12-15, 15-12, 15-12, 8-15, 15-9 |
| 9/28 | W, 3-1 | %vs. Va. Commonwealth | 15-8, 15-10, 11-15, 15-6 |
| 9/29 | W, 3-0 | %at UNC-Charlotte | 15-2, 15-9, 15-10 |
| 9/29 | W, 3-1 | %vs. UAB | 15-12, 15-9, 11-15, 15-12 |
| 10/6 | W, 2-0 | at UCF | 15-13, 15-4 |
| 10/6 | L, 2-1 | at Florida Southern | 9-15, 15-13, 12-15 |
| 10/19 | W, 3-0 | ^vs. South Alabama | 15-12, 15-13, 15-13 |
| 10/20 | W, 3-2 | ^vs. Wake Forest | 15-10, 15-9, 2-15, 5-15, 15-13 |
| 10/20 | W, 3-1 | ^vs. Northeast La. | 15-8, 15-10, 9-15, 15-4 |
| 10/20 | W, 3-1 | ^vs. Jacksonville | 15-12, 8-15, 15-12, 15-6 |
| 10/22 | L, 3-0 | Florida State | 11-15, 14-16, 3-15 |
| 10/24 | W, 3-0 | at Stetson | 15-4, 15-9, 16-14 |
| 11/2 | L, 3-0 | &vs. UAB | 13-15, 12-15, 13-15 |
| 11/2 | L, 3-0 | &vs. Rice | 8-15, 13-15, 4-15 |
| 11/3 | L, 3-2 | &at Miss. State | 9-15, 15-10, 11-15, 15-5, 11-15 |
| 11/3 | W, 3-1 | &vs. UT-Chattanooga | 15-10, 15-4, 14-16, 15-0 |
| 11/7 | W, 3-1 | UCF | 15-5, 14-16, 15-11, 15-12 |
| 11/9 | W, 3-0 | +vs. Georgia | 15-9, 16-14, 15-7 |
| 11/10 | L, 3-0 | +at Florida | 16-18, 12-15, 8-15 |
| 11/16 | W, 2-1 | -vs. Va. Commonwealth | 18-16, 14-16, 15-11 |
| 11/16 | W, 2-1 | -vs. UAB | 11-15, 15-10, 15-10 |
| 11/16 | W, 2-0 | -vs. Western Kentucky | 15-10, 15-5 |
| 11/16 | W, 2-0 | -vs. South Alabama | 15-12, 15-7 |
| 11/17 | W, 2-0 | -vs. UNC Charlotte | 15-11, 15-12 |
| 11/17 | W, 2-1 | -at Jacksonville | 13-15, 15-10, 15-9 |
| 11/17 | W, 3-0 | -at Jacksonville | 15-10, 15-10, 15-11 |
| 11/17 | L, 3-1 | -vs. Va. Commonwealth | 8-15, 15-10, 11-15, 12-15 |

! UCF Fall Preview Classic
 # USF Classic
 % UNC-Charlotte Tournament
 ^ UCF Lady Knight Invitational
 & Mississippi State Lady Bulldog Classic
 + Florida Classic
 - Sun Belt Conference Tournament (at Jacksonville)

1985

Record: 26-18

Sun Belt Conference Tournament - 3rd
Coach: Debbie Richardson

| Date | W/L | Opponent | Scores |
|--------|----------------------------|---------------------------------|---------------------------------|
| L, 3-0 | !vs. Georgia | 8-15, 6-15, 11-15 | |
| W, 3-2 | !vs. Miss. State | 4-15, 9-15, 15-4, 15-4, 15-13 | |
| W, 3-0 | !at UCF | 15-11, 15-6, 15-8 | |
| W, 3-0 | !vs. South Carolina | 15-9, 15-8, 15-9 | |
| 9/11 | L, 3-0 | Stetson | 10-15, 14-16, 14-16 |
| L, 3-0 | Tampa | 14-16, 13-15, 10-15 | |
| W, 3-1 | #UCF | 5-15, 15-5, 16-14, 15-13 | |
| 9/21 | L, 3-1 | #Florida | 7-15, 11-15, 15-12, 6-15 |
| L, 3-1 | #Florida State | 15-17, 15-8, 9-15, 3-15 | |
| W, 3-0 | Alaska Fairbanks | 15-8, 15-4, 15-1 | |
| 9/30 | L, 3-0 | at Florida | 9-15, 7-15, 6-15 |
| L, 3-0 | Florida State | 9-15, 4-15, 2-15 | |
| W, 3-0 | Florida A&M | 15-9, 15-8, 15-12 | |
| L, 3-0 | %vs. Virginia Commonwealth | 13-15, 14-16, 6-15 | |
| W, 3-2 | %vs. UAB | 15-8, 12-15, 8-15, 15-10, 15-12 | |
| W, 3-1 | %vs. UNC-Charlotte | 15-9, 13-12, 12-15, 15-0 | |
| W, 3-0 | %at South Alabama | 15-11, 15-4, 15-3 | |
| W, 3-0 | %vs. Western Kentucky | 15-13, 15-5, 15-3 | |
| 10/9 | L, 3-2 | at Fla. Southern | 5-15, 15-4, 7-15, 15-10, 12-15 |
| W, 3-0 | Western Kentucky | 19-17, 15-8, 15-11 | |
| W, 3-0 | South Alabama | 15-4, 15-7, 15-4 | |
| 10/16 | L, 3-1 | Stetson | 13-15, 8-15, 15-11, 7-15 |
| L, 3-0 | Kentucky | 13-15, 8-15, 9-15 | |
| W, 3-0 | UCF | 15-12, 15-5, 15-12 | |
| W, 3-0 | UT-Chattanooga | 15-6, 15-2, 15-4 | |
| W, 3-0 | at Georgia Tech | 15-13, 15-8, 15-4 | |
| L, 3-0 | Georgia | 13-15, 8-15, 2-15 | |
| W, 3-2 | Florida A&M | 12-15, 15-12, 15-4, 10-15, 15-9 | |
| W, 3-2 | UCF | 12-15, 9-15, 15-9, 15-8, 15-12 | |
| 10/30 | L, 3-1 | Florida | 15-9, 2-15, 9-15, 11-15 |
| 11/1 | L, 3-1 | Florida Southern | 12-15, 15-11, 1-15, 6-15 |
| L, 3-1 | Tampa | 6-15, 15-10, 4-15, 9-15 | |
| 11/8 | W, 3-0 | ^New Orleans | 15-5, 15-7, 15-9 |
| 11/8 | W, 3-0 | ^Stetson | 15-8, 15-1, 15-6 |
| 11/9 | W, 3-1 | ^Tulane | 15-10, 15-5, 8-15, 16-14 |
| 11/9 | W, 3-2 | ^Tulane | 15-11, 7-15, 11-15, 17-15, 15-7 |
| W, 2-1 | &at Western Kentucky | 16-18, 15-12, 15-6 | |
| W, 2-1 | &vs. Jacksonville | 7-15, 15-2, 15-9 | |
| L, 2-1 | &vs. Virginia Commonwealth | 4-15, 15-8, 8-15 | |
| L, 2-0 | &vs. UAB | 11-15, 7-15 | |
| W, 2-0 | &vs. UNC-Charlotte | 15-7, 15-4 | |
| W, 2-0 | &vs. South Alabama | 15-5, 15-7 | |
| W, 3-1 | &vs. UAB | 15-9, 15-4, 8-15, 15-13 | |
| L, 3-0 | &vs. Virginia Commonwealth | 3-15, 11-15, 1-15 | |

Red Lobster Florida Four Tournament (at South Florida)
 ^ South Florida Classic
 & Sun Belt Conference Tournament (at Western Kentucky)

1986

Record: 34-13

Sun Belt Conference Tournament - 1st
Coach: Debbie Richardson

| Date | W/L | Opponent | Scores |
|--------|---------------------------|-----------------------------------|--------------------------------|
| W, 3-0 | !at UCF | 15-9, 15-9, 15-3 | |
| 9/5 | W, 3-1 | !vs. Florida | 15-11, 7-15, 15-7, 15-9 |
| L, 3-0 | !vs. Michigan State | 8-15, 13-15, 9-15 | |
| L, 3-0 | !vs. Illinois | 0-15, 3-15, 1-15 | |
| 9/12 | W, 3-0 | !vs. Florida Southern | 15-12, 15-5, 15-9 |
| L, 3-0 | !vs. Tampa | 12-15, 9-15, 9-15 | |
| 9/17 | W, 3-0 | Stetson | 15-9, 15-10, 15-9 |
| L, 3-2 | #at Florida State | 15-8, 11-15, 15-9, 4-15, 3-15 | |
| W, 3-0 | #vs. UCF | 15-8, 15-4, 15-4 | |
| 9/20 | L, 3-2 | #vs. Florida | 8-15, 15-12, 8-15, 15-11, 3-15 |
| L, 3-0 | Iowa | 15-17, 3-15, 7-15 | |
| W, 3-1 | %vs. McNeese State | 15-11, 8-15, 15-2, 15-6 | |
| W, 3-0 | %vs. South Alabama | 16-14, 15-1, 15-2 | |
| W, 3-1 | %vs. Southwest La. | 15-9, 16-14, 15-3, 15-1 | |
| W, 3-0 | %vs. Georgia Southern | 15-5, 15-1, 15-4 | |
| W, 3-1 | %vs. Southwestern La. | 15-5, 15-17, 15-7, 15-7 | |
| L, 3-1 | Florida State | 15-13, 5-15, 12-15, 13-15 | |
| W, 3-0 | Florida A&M | 15-4, 15-3, 15-9 | |
| W, 3-0 | ^Jacksonville | 15-5, 15-11, 15-2 | |
| W, 3-1 | ^UAB | 15-9, 11-15, 15-10, 15-9 | |
| W, 3-0 | ^Western Kentucky | 16-14, 15-8, 15-10 | |
| W, 3-0 | ^UNC-Charlotte | 15-13, 15-9, 15-1 | |
| W, 3-0 | ^South Alabama | 15-10, 15-1, 15-3 | |
| W, 3-0 | ^Virginia Commonwealth | 15-6, 15-12, 15-10 | |
| W, 3-0 | UCF | 15-10, 15-3, 16-14 | |
| L, 3-0 | &vs. NC State | 10-15, 4-15, 13-15 | |
| W, 3-1 | &vs. Mississippi State | 15-4, 11-15, 15-8, 15-4 | |
| W, 3-0 | &vs. Northeast Louisiana | 15-8, 15-8, 15-11 | |
| 10/15 | W, 3-0 | Stetson | 15-6, 15-7, 15-8 |
| W, 3-0 | Rice | 15-10, 15-10, 15-9 | |
| W, 3-0 | Florida A&M | 16-14, 15-7, 15-8 | |
| W, 3-0 | UCF | 15-5, 15-12, 15-7 | |
| 10/28 | L, 3-0 | at Florida Southern | 8-15, 4-15, 15-17 |
| L, 3-2 | Tampa | 16-14, 11-15, 19-17, 11-15, 15-17 | |
| W, 3-0 | +Hofstra | 15-12, 15-2, 15-10 | |
| L, 3-1 | +North Carolina | 15-13, 5-15, 5-15, 10-15 | |
| L, 3-0 | +Illinois-Chicago | 12-15, 10-15, 12-15 | |
| L, 3-0 | Penn State | 4-15, 14-16, 8-15 | |
| W, 3-0 | -Auburn | 15-7, 15-11, 15-8 | |
| W, 3-0 | -Temple | 15-8, 15-8, 15-6 | |
| W, 3-2 | -Georgetown | 13-15, 15-7, 15-3, 12-15, 15-7 | |
| W, 3-0 | -James Madison | 15-4, 15-7, 15-12 | |
| W, 3-0 | -Jacksonville | 15-13, 15-3, 15-5 | |
| W, 3-1 | -Temple | 15-11, 14-16, 15-3, 15-3 | |
| W, 3-1 | =vs. UNC-Charlotte | 8-15, 15-8, 15-12, 15-8 | |
| W, 3-1 | =at Va. Commonwealth | 15-8, 15-6, 13-15, 15-4 | |
| W, 3-0 | =at Virginia Commonwealth | 15-12, 15-6, 15-4 | |

! UCF Fall Preview Classic
 # Florida Four Tournament (at Florida State)
 % Stetson Invitational
 ^ Sun Belt Fall Classic
 & Florida International Tournament
 + Florida Sunblaster Tournament
 - South Florida Classic
 = Sun Belt Conference Tournament (at Virginia Commonwealth)

YEAR-BY-YEAR RESULTS

1987

Record: 29-21

Sun Belt Conference Tournament - 1st

Coach: Debbie Richardson

| Date | W/L | Opponent | Scores |
|-------|--------|----------------------------|-----------------------------------|
| | L, 3-0 | vs. Georgia | 6-15, 10-15, 6-15 |
| | L, 3-2 | vs. South Alabama | 15-1, 15-9, 9-15, 12-15, 5-15 |
| | L, 3-0 | vs. Minnesota | 0-15, 9-15, 4-15 |
| | L, 3-0 | at Florida State | 2-15, 14-16, 3-15 |
| | W, 3-2 | vs. UAB | 8-15, 15-3, 15-9, 6-15, 15-13 |
| | W | at Florida A&M | Forfeit |
| | W, 3-0 | vs. UCF | 15-8, 15-6, 15-13 |
| 9/12 | L, 3-0 | #at Florida | 14-16, 4-15, 9-15 |
| | W | vs. Jacksonville | Forfeit |
| | L, 3-1 | vs. Tampa | 16-14, 7-15, 1-15, 7-15 |
| | W, 3-0 | vs. UCF | 15-11, 15-7, 15-5 |
| 9/25 | W, 2-0 | %vs. Auburn | 15-8, 15-13 |
| 9/25 | W, 2-0 | %vs. Mississippi State | 15-13, 15-9 |
| 9/25 | W, 2-1 | %vs. Southern Miss | 8-15, 15-7, 15-13 |
| 9/25 | L, 2-1 | %vs. Tulane | 12-15, 15-10, 10-15 |
| 9/26 | W, 3-2 | %vs. Clemson | 15-7, 15-6, 10-15, 5-15, 15-8 |
| 9/26 | L, 3-0 | %vs. Tulane | 6-15, 5-15, 6-15 |
| | W, 3-0 | ^UNC-Charlotte | 15-10, 15-7, 15-9 |
| | W, 3-0 | ^Western Kentucky | 15-11, 15-5, 15-9 |
| | L, 3-0 | ^UAB | 12-15, 8-15, 8-15 |
| | W, 3-1 | ^Va. Commonwealth | 15-13, 9-15, 15-9, 15-10 |
| | L, 3-0 | ^South Alabama | 11-15, 12-15, 10-15 |
| 10/7 | W, 3-1 | Stetson | 15-6, 15-11, 4-15, 15-12 |
| 10/9 | W, 3-0 | &vs. Florida International | 15-5, 15-4, 15-10 |
| | L, 3-0 | &at UCF | 11-15, 6-15, 11-15 |
| | L, 3-0 | &vs. Eastern Illinois | 5-15, 15-17, 8-15 |
| | W, 3-0 | &vs. UNC-Charlotte | 15-2, 15-11, 15-9 |
| | L, 3-0 | &vs. Eastern Illinois | 6-15, 2-15, 6-15 |
| | L, 3-0 | &vs. Tampa | 12-15, 10-15, 16-18 |
| 10/16 | W, 3-1 | +Virginia | 15-5, 15-13, 11-15, 15-8 |
| 10/16 | L, 3-0 | +Florida State | 6-15, 4-15, 10-15 |
| 10/17 | W, 3-1 | +Tulane | 4-15, 6-15, 13-15, 14-16 |
| 10/17 | L, 3-1 | +North Carolina | 14-16, 2-15, 15-9, 3-15 |
| | L, 3-0 | SW Texas State | 6-15, 3-15, 12-15 |
| 10/21 | W, 3-0 | Stetson | 15-8, 15-7, 16-14 |
| | L, 3-2 | Jacksonville | 6-15, 15-4, 16-14, 14-16, 4-15 |
| | W, 3-2 | South Carolina | 16-14, 15-6, 13-15, 5-15, 17-15 |
| | W, 3-0 | UCF | 15-8, 15-8, 15-12 |
| 11/2 | L, 3-1 | Florida | 16-14, 4-15, 10-15, 10-15 |
| 11/6 | L, 3-0 | at Florida Southern | 5-15, 3-15, 14-16 |
| 11/11 | W, 3-1 | Florida Southern | 15-12, 14-16, 15-7, 15-10 |
| | W, 3-0 | -Virginia Tech | 15-5, 15-7, 15-10 |
| | W, 3-2 | -Temple | 15-7, 4-15, 15-3, 13-15, 15-10 |
| | W, 3-0 | -Jacksonville | 15-6, 15-10, 15-5 |
| | W, 3-1 | -Temple | 15-8, 15-8, 7-15, 15-8 |
| | W, 3-1 | =vs. Va. Commonwealth | 15-11, 16-14, 10-15, 15-12 |
| | W, 3-2 | =vs. South Alabama | 10-15, 15-10, 10-15, 15-12, 15-10 |
| | W, 3-0 | =at UNC-Charlotte | 15-10, 15-9, 15-6 |
| | L, 3-0 | =vs. Jacksonville | 7-15, 12-15, 7-15 |
| | W, 3-1 | =vs. Jacksonville | 15-3, 8-15, 15-9, 15-3 |

Florida 8 Tournament (at Florida)
 & UCF Classic
 + South Florida Showcase
 - South Florida Classic
 = Sun Belt Conference Tournament (at UNC-Charlotte)

1988

Record: 25-10

Sun Belt Conference Tournament - 1st

Coach: Debbie Richardson

| Date | W/L | Opponent | Scores |
|-------|--------|------------------------|-----------------------------------|
| | L, 3-0 | Penn State | 7-15, 4-15, 12-15 |
| | W, 3-2 | UCF | 15-13, 14-16, 15-10, 13-15, 15-6 |
| 9/16 | W, 3-0 | vs. Stetson | 15-13, 15-9, 15-2 |
| | L, 3-0 | vs. Florida State | 3-15, 5-15, 8-15 |
| | L, 3-2 | vs. Jacksonville | 15-11, 15-11, 14-16, 11-15, 10-15 |
| 9/21 | L, 3-0 | at Florida | 1-15, 5-15, 3-15 |
| | W, 3-1 | SW Texas State | 15-8, 10-15, 16-14, 16-14 |
| | L, 3-0 | Oklahoma | 2-15, 9-15, 11-15 |
| | L, 3-0 | Texas | 8-15, 10-15, 11-15 |
| 9/29 | W, 3-0 | Florida Southern | 15-1, 11-15, 15-1, 15-10 |
| 10/1 | W, 3-1 | Stetson | 15-6, 15-8, 15-4 |
| | W, 3-0 | #UNC-Charlotte | 15-10, 15-8, 15-3 |
| | W, 3-0 | #Western Kentucky | 15-13, 15-7, 15-3 |
| | W, 3-1 | #UAB | 14-16, 15-6, 15-5, 15-5 |
| | W, 3-0 | #Virginia Commonwealth | 15-11, 15-3, 15-13 |
| | W, 3-0 | #South Alabama | 15-8, 15-9, 15-3 |
| | W, 3-1 | Miami (OH) | 12-15, 17-15, 15-13, 15-2 |
| 10/15 | W, 3-2 | Florida | 15-13, 11-15, 15-12, 11-15, 15-9 |
| | L, 3-1 | Memphis State | 6-15, 15-13, 13-15, 7-15 |
| | W, 3-2 | UCF | 15-6, 7-15, 14-16, 15-9, 15-6 |
| | L, 3-0 | Tampa | 9-15, 5-15, 2-15 |
| | L, 3-2 | Florida State | 11-15, 15-10, 16-14 13-15, 12-15 |
| 10/26 | W, 3-1 | Stetson | 13-15, 15-0, 15-9, 15-5 |
| | W, 3-2 | William & Mary | 8-15, 3-15, 15-13, 15-11, 15-12 |
| | L, 3-2 | Florida State | 15-9, 5-15, 5-15, 15-13, 7-15 |
| | W, 3-0 | Duke | 15-13, 15-6, 15-10 |
| | W, 3-2 | NC State | 15-9, 12-15, 15-13, 12-15, 15-7 |
| | W, 3-1 | North Carolina | 8-15, 15-13, 15-10, 15-6 |
| | W, 3-0 | %UCF | 15-4, 15-8, 15-8 |
| | W, 3-0 | %Jacksonville | 15-10, 15-3, 15-4 |
| | W, 3-0 | %Temple | 15-11, 15-12, 15-8 |
| | W, 3-1 | %Temple | 13-15, 15-8, 15-11, 15-13 |
| | W, 3-1 | ^at UAB | 15-12, 15-13, 12-15, 15-5 |
| | W, 3-0 | ^vs. South Alabama | 15-4, 15-9, 15-11 |
| | W, 3-1 | ^at UAB | 9-15, 15-8, 15-3, 16-14 |

! Florida 8 Tournament (at UCF)
 % South Florida Classic
 ^ Sun Belt Conference Tournament (Birmingham, Ala.)

1989

Record: 22-19 (12-3 Home • 3-8 Road • 7-8 Neutral)

Sun Belt Conference Tournament - 1st

Coach: Debbie Richardson

| Date | W/L | Opponent | Scores |
|-------|--------|-------------------------|----------------------------------|
| 8/29 | L, 3-0 | at Florida | 8-15, 17-19, 11-15 |
| 9/2 | W, 3-0 | UCF | 15-9, 15-10, 15-10 |
| 9/2 | W, 3-0 | Alabama | 15-7, 15-12, 15-13 |
| 9/8 | W, 3-0 | vs. Maryland | 15-7, 15-13, 15-10 |
| 9/8 | W, 3-0 | vs. Northeast Louisiana | 15-3, 15-9, 15-3 |
| 9/9 | L, 3-0 | vs. Kentucky | 11-15, 13-15, 9-15 |
| 9/9 | W, 3-0 | at Western Kentucky | 15-8, 15-11, 15-8 |
| 9/15 | W, 3-0 | #Florida A&M | 15-2, 15-4, 12-15, 15-3 |
| 9/16 | L, 3-2 | ^Florida State | 13-15, 8-15, 15-7, 15-10, 13-15 |
| 9/16 | W, 3-0 | #UCF | 15-8, 15-8, 16-14 |
| 9/22 | L, 3-1 | %at Tennessee | 13-15, 12-15, 15-9, 10-15 |
| 9/23 | L, 3-0 | %vs. Colorado | 6-15, 7-15, 11-15 |
| 9/23 | L, 3-2 | %vs. Memphis State | 16-14, 6-15, 6-15, 5-15, 7-15 |
| 9/29 | W, 3-2 | vs. Eastern Kentucky | 15-10, 13-15, 14-16, 15-13, 15-3 |
| 9/29 | L, 3-0 | at Houston | 6-15, 6-15, 7-15 |
| 9/30 | L, 3-1 | at Texas A&M | 13-15, 9-15, 15-12, 7-15 |
| 10/4 | W, 3-0 | at Stetson | 15-10, 15-0, 15-12 |
| 10/9 | L, 3-0 | Florida | 2-15, 6-15, 8-15 |
| 10/11 | L, 3-1 | Tampa | 16-14, 10-15, 12-15, 9-15 |
| 10/14 | L, 3-1 | vs. Morehead State | 12-15, 6-15, 15-10, 7-15 |
| 10/18 | L, 3-0 | at Florida Southern | 7-15, 15-10, 10-15 |
| 10/20 | W, 3-0 | vs. Jacksonville | 15-8, 15-10, 16-14 |
| 10/20 | W, 3-1 | at Florida State | 3-15, 15-5, 15-13, 15-12 |
| 10/21 | W, 3-0 | vs. South Alabama | 15-13, 15-8, 15-11 |
| 10/26 | L, 3-1 | at Auburn | 9-15, 16-18, 15-13, 10-15 |
| 10/27 | L, 3-2 | at UAB | 17-15, 13-15, 9-15, 15-8, 7-15 |
| 10/28 | W, 3-2 | vs. UNC-Charlotte | 12-15, 10-15, 15-5, 15-10, 15-9 |
| 11/3 | W, 3-1 | ^Temple | 15-10, 14-16, 15-8, 15-11 |
| 11/3 | W, 3-0 | ^James Madison | 15-13, 15-4, 15-10 |
| 11/4 | W, 3-0 | ^Stetson | 15-8, 15-8, 15-2 |
| 11/4 | W, 3-1 | ^Temple | 15-13, 15-9, 14-16, 15-7 |
| 11/10 | L, 3-1 | &vs. Georgia | 12-15, 15-10, 6-15, 5-15 |
| 11/11 | L, 3-0 | &vs. NC State | 15-10, 15-9, 15-9 |
| 11/11 | L, 3-0 | &at South Carolina | 7-15, 13-15, 12-15 |
| 11/16 | W, 3-0 | +UNC-Charlotte | 15-4, 15-1, 15-8 |
| 11/16 | W, 3-1 | +South Alabama | 15-5, 15-11, 12-15, 15-8 |
| 11/17 | W, 3-0 | +UAB | 15-8, 15-6, 15-4 |
| 11/18 | W, 3-0 | +UAB | 15-8, 15-10, 15-6 |
| 12/1 | L, 3-0 | -vs. Wisconsin | 6-15, 11-15, 12-15 |
| 12/1 | L, 3-0 | -vs. Hofstra | 1-15, 4-15, 8-15 |
| 12/2 | L, 3-0 | -vs. Wright State | 9-15, 5-15, 13-15 |

! Coca-Cola Classic (at Western Kentucky)
 # Florida 8 Tournament (at South Florida)
 % Lady Volunteer Tournament (at Tennessee)
 ^ South Florida Classic
 & Gamecock Invitational (at South Carolina)
 + Sun Belt Conference Tournament (at South Florida)
 - WIVC Tournament (Birmingham, Ala.)

- OUTLOOK
- COACHES
- PLAYERS
- REVIEW
- RECORDS
- HISTORY
- USF
- MEDIA

YEAR-BY-YEAR RESULTS

1990

Record: 18-24 (9-12 Home • 3-4 Road • 6-8 Neutral)
Sun Belt Conference Tournament • 3rd
Coach: Debbie Richardson

| Date | W/L | Opponent | Scores |
|-------|--------|----------------------------|----------------------------------|
| 8/31 | W, 3-0 | !Furman | 15-10, 15-12, 15-9 |
| 8/31 | W, 3-1 | !UCF | 15-2, 15-10, 15-17, 15-5 |
| 9/1 | L, 3-1 | !Nevada-Reno | 9-15, 15-3, 8-15, 7-15 |
| 9/1 | L, 3-0 | !Eastern Michigan | 5-15, 13-15, 10-15 |
| 9/6 | L, 3-0 | Western Illinois | 6-15, 8-15, 6-15 |
| 9/8 | L, 3-0 | Memphis State | 13-15, 4-15, 6-15 |
| 9/10 | L, 3-1 | Florida | 14-16, 4-15, 15-13, 9-15 |
| 9/14 | L, 3-0 | #vs. Florida State | 6-15, 11-15, 6-15 |
| 9/14 | W, 3-0 | #vs. Florida International | 15-7, 15-2, 17-15 |
| 9/15 | W, 3-0 | #vs. Florida | 15-11, 15-12, 17-15 |
| 9/18 | L, 3-2 | Florida Southern | 12-15, 10-15, 15-13, 15-13, 5-15 |
| 9/21 | L, 3-0 | %at Texas Tech | 2-15, 7-15, 12-15 |
| 9/22 | L, 3-0 | %vs. Arkansas State | 12-15, 0-15, 5-15 |
| 9/22 | L, 3-0 | %vs. Texas-El Paso | 9-15, 5-15, 10-15 |
| 9/26 | W, 3-1 | at UCF | 13-15, 18-16, 15-10, 15-13 |
| 9/29 | L, 3-2 | at Tampa | 11-15, 16-14, 9-15, 15-12, 6-15 |
| 10/3 | W, 3-0 | at Stetson | 15-2, 16-18, 11-15, 15-7, 15-5 |
| 10/6 | W, 3-2 | vs. Virginia Tech | 12-15, 15-10, 9-15, 15-13, 15-7 |
| 10/7 | W, 3-0 | vs. South Carolina | 15-3, 16-14, 15-11 |
| 10/7 | L, 3-1 | at Florida State | 15-12, 10-15, 4-15, 12-15 |
| 10/11 | W, 3-0 | ^Virginia Commonwealth | 15-5, 15-9, 17-15 |
| 10/11 | W, 3-0 | ^UNC-Charlotte | 15-13, 18-16, 15-5 |
| 10/12 | W, 3-0 | ^Jacksonville | 15-3, 15-9, 15-3 |
| 10/12 | L, 3-1 | ^UAB | 15-10, 8-15, 13-15, 4-15 |
| 10/13 | L, 3-1 | ^Western Kentucky | 17-15, 14-16, 5-15, 9-15 |
| 10/13 | W, 3-0 | ^South Alabama | 15-11, 15-5, 15-7 |
| 10/19 | L, 3-1 | &Eastern Kentucky | 8-15, 11-15, 15-13, 11-15 |
| 10/19 | W, 3-2 | &North Carolina | 3-15, 15-8, 14-16, 15-12, 15-11 |
| 10/20 | L, 3-0 | &Clemson | 14-16, 7-15, 13-15 |
| 10/20 | L, 3-1 | &Syracuse | 10-15, 7-15, 15-9, 2-15 |
| 10/24 | W, 3-2 | UCF | 12-15, 17-15, 15-11, 12-15, 15-7 |
| 10/27 | L, 3-2 | Liberty | 15-3, 15-11, 12-15, 14-16, 14-16 |
| 11/2 | W, 3-0 | +vs. Northeastern Illinois | 15-9, 15-10, 15-5 |
| 11/2 | L, 3-2 | +at UAB | 15-12, 7-15, 15-11, 8-15, 3-15 |
| 11/3 | L, 3-1 | +vs. Mississippi | 5-15, 4-15, 15-6, 5-15 |
| 11/3 | L, 3-0 | vs. Kentucky | 6-15, 8-15, 12-15 |
| 11/7 | W, 3-0 | Stetson | 15-6, 15-5, 15-3 |
| 11/10 | L, 3-1 | vs. Texas-El Paso | 13-15, 15-6, 10-15, 10-15 |
| 11/15 | W, 3-0 | -at Virginia Commonwealth | 15-8, 15-4, 15-5 |
| 11/16 | W, 3-1 | -vs. Western Kentucky | 5-15, 15-9, 15-9, 15-11 |
| 11/17 | L, 3-1 | -vs. UAB | 10-15, 15-10, 8-15, 5-15 |
| 11/17 | L, 3-2 | -vs. Western Kentucky | 17-15, 11-15, 13-15, 15-12, 6-15 |

! USF Fall Preview
 & South Florida Showcase
 - Sun Belt Conference Championship (at Virginia Commonwealth)

1991

Record: 18-17 (3-4 Home • 3-6 Road • 12-7 Neutral)
Metro: 3-3/3rd (1-0 Road • 2-3 Neutral)
Coach: Perry Hankins

| Date | W/L | Opponent | Scores |
|-------|--------|----------------------------|----------------------------------|
| 8/30 | L, 3-0 | !Michigan | 11-15, 4-15, 9-15 |
| 8/31 | W, 3-1 | !Toledo | 15-13, 7-15, 15-8, 15-7 |
| 8/31 | L, 3-0 | !Florida | 9-15, 4-15, 9-15 |
| 9/6 | L, 3-0 | #at DePaul | 7-15, 4-15, 8-15 |
| 9/7 | L, 3-0 | #vs. Western Michigan | 11-15, 12-15, 9-15 |
| 9/7 | W, 3-0 | #vs. Marquette | 15-12, 15-5, 15-9 |
| 9/11 | W, 3-1 | UCF | 15-8, 11-15, 15-9, 16-14 |
| 9/20 | W, 3-1 | %vs. Florida International | 13-15, 15-11, 15-7, 15-2 |
| 9/21 | L, 3-0 | %vs. Florida | 7-15, 5-15, 6-15 |
| 9/21 | L, 3-0 | %at Florida State | 9-15, 13-15, 3-15 |
| 9/27 | W, 3-0 | ^vs. Bethune-Cookman | 15-4, 15-1, 15-8 |
| 9/28 | L, 3-1 | ^at Jacksonville | 6-15, 13-15, 15-8, 12-15 |
| 9/28 | W, 3-1 | ^vs. Georgia State | 15-13, 9-15, 15-1, 15-8 |
| 10/2 | L, 3-0 | at UCF | 10-15, 9-15, 11-15 |
| 10/4 | W, 3-0 | Florida International | 15-8, 15-4, 15-11 |
| 10/5 | L, 3-2 | at Florida Southern | 15-12, 3-15, 15-10, 11-15, 9-15 |
| 10/11 | L, 3-0 | &*vs. Virginia Tech | 13-15, 9-15, 14-16 |
| 10/12 | L, 3-0 | &*vs. UNC-Charlotte | 11-15, 8-15, 10-15 |
| 10/12 | W, 3-0 | &*at Virginia Commonwealth | 15-7, 15-3, 15-8 |
| 10/18 | L, 3-1 | +vs. Clemson | 6-15, 15-10, 14-16, 8-15 |
| 10/18 | W, 3-0 | +vs. Georgia State | 15-12, 15-12, 15-8 |
| 10/19 | W, 3-1 | +at Florida International | 15-0, 15-8, 14-16, 15-11 |
| 10/19 | W, 3-0 | +vs. Stetson | 15-5, 15-13, 16-14 |
| 10/23 | L, 3-0 | Tampa | 8-15, 6-15, 11-15 |
| 10/25 | W, 3-2 | -*vs. Tulane | 11-15, 4-15, 16-14, 15-4, 15-8 |
| 10/26 | L, 3-0 | -*vs. Louisville | 7-15, 7-15, 13-15 |
| 10/26 | W, 3-1 | -*vs. Southern Miss | 15-13, 11-15, 15-1, 15-6 |
| 11/1 | L, 3-1 | Texas Tech | 6-15, 15-13, 8-15, 4-15 |
| 11/2 | L, 3-0 | =at Florida | 1-15, 8-15, 14-16 |
| 11/2 | W, 3-2 | =vs. Auburn | 12-15, 10-15, 15-7, 15-10, 15-12 |
| 11/8 | W, 3-0 | \$at South Carolina | 15-13, 15-8, 15-9 |
| 11/9 | W, 3-0 | \$vs. East Tennessee State | 15-13, 15-10, 15-5 |
| 11/9 | W, 3-1 | \$vs. Southeast Missouri | 15-2, 10-15, 15-7, 15-14 |
| 11/22 | W, 3-0 | ~vs. Tulane | 15-3, 15-7, 16-14 |
| 11/23 | L, 3-0 | ~vs. Louisville | 10-15, 3-15, 15-17 |

* Metro Conference Match
 ! USF Fall Preview = Florida Tournament
 # DePaul Tournament ^ Jacksonville Tournament
 % Florida Four Tournament (at Florida State)
 & Metro Challenge I (at Virginia Commonwealth)
 \$ Gamecock Invitational (at South Carolina)
 ~ Metro Conference Championship (at Virginia Tech)

1992

Record: 15-12 (8-3 Home • 3-6 Road • 4-3 Neutral)
Metro: 4-2/3rd (3-0 Home • 1-2 Road)
Coach: Perry Hankins

| Date | W/L | Opponent | Scores |
|-------|--------|---------------------------|----------------------------------|
| 9/4 | L, 3-0 | !at Florida | 5-15, 3-15, 4-15 |
| 9/5 | L, 3-0 | !vs. Florida State | 3-15, 11-15, 10-15 |
| 9/5 | W, 3-1 | !vs. Georgia State | 15-1, 15-3, 9-15, 15-3 |
| 9/9 | L, 3-1 | Minnesota | 10-15, 14-16, 15-3, 6-15 |
| 9/12 | L, 3-1 | #Xavier | 15-17, 9-15, 15-12, 2-15 |
| 9/18 | W, 3-0 | #Alabama | 15-5, 15-11, 15-9 |
| 9/19 | W, 3-0 | #Georgetown | 15-7, 15-11, 15-9 |
| 9/19 | L, 3-0 | #Florida State | 6-15, 4-15, 14-16 |
| 9/29 | W, 3-0 | UCF | 15-2, 15-10, 15-9 |
| 10/2 | L, 3-0 | %vs. Kansas | 9-15, 2-15, 9-15 |
| 10/2 | W, 3-0 | %vs. Arkansas-Little Rock | 15-9, 15-9, 15-7 |
| 10/3 | L, 3-0 | %at Arkansas State | 9-15, 6-15, 5-15 |
| 10/3 | W, 3-0 | %vs. SW Texas State | 15-10, 15-2, 15-9 |
| 10/6 | W, 3-0 | Stetson | 15-3, 15-4, 15-7 |
| 10/9 | W, 3-0 | *Tulane | 15-9, 15-10, 15-6 |
| 10/10 | W, 3-1 | *Southern Miss | 15-4, 15-9, 10-15, 15-3 |
| 10/16 | L, 3-2 | *at Virginia Tech | 15-12, 8-15, 15-7, 8-15, 12-15 |
| 10/17 | W, 3-0 | *at Virginia Commonwealth | 15-10, 15-8, 16-14 |
| 10/24 | W, 3-2 | ^at Florida International | 10-15, 15-10, 15-3, 11-15, 15-9 |
| 10/24 | W, 3-0 | ^vs. East Tennessee State | 15-8, 16-14, 15-13 |
| 10/30 | W, 3-2 | *UNC-Charlotte | 15-13, 12-15, 15-9, 12-15, 16-14 |
| 10/31 | W, 3-0 | Florida International | 15-5, 15-10, 15-13 |
| 11/6 | L, 3-0 | *at Louisville | 6-15, 10-15, 8-15 |
| 11/10 | W, 3-2 | at UCF | 7-15, 15-7, 15-6, 15-8, 15-13 |
| 11/13 | L, 3-1 | &at Western Michigan | 12-15, 15-10, 7-15, 13-15 |
| 11/14 | L, 3-0 | &vs. DePaul | 11-15, 14-16, 8-15 |
| 11/19 | L, 3-1 | +at UNC-Charlotte | 15-10, 8-15, 7-15, 5-15 |

! Gator Invitational (at Florida)
 # USF Fall Classic
 + Metro Conference Tournament (at UNC-Charlotte)

2016 USF VOLLEYBALL

OUTLOOK

COACHES

PLAYERS

REVIEW

RECORDS

HISTORY

USF

MEDIA

YEAR-BY-YEAR RESULTS

1993

Record: 23-7 (10-0 Home • 5-5 Road • 8-2 Neutral)
Metro: 6-0/1st (3-0 Home • 3-0 Road)
Coach: Perry Hankins

| Date | W/L | Opponent | Scores |
|-------|--------|---------------------------|-----------------------------------|
| 9/3 | L, 3-1 | !vs. SMS | 5-15, 8-15, 15-7, 10-15 |
| 9/4 | L, 3-2 | !at Florida State | 15-13, 8-15, 10-15, 15-12, 10-15 |
| 9/4 | W, 3-1 | !vs. Auburn | 15-5, 15-8, 14-16, 15-9 |
| 9/10 | L, 3-2 | #vs. Indiana State | 10-15, 15-10, 15-10, 10-15, 14-16 |
| 9/11 | W, 3-1 | #vs. Michigan State | 15-10, 15-8, 10-15, 15-3 |
| 9/11 | L, 3-0 | #at Ball State | 7-15, 13-15, 12-15 |
| 9/17 | W, 3-0 | %Florida Atlantic | 15-4, 15-8, 15-3 |
| 9/18 | W, 3-0 | %Middle Tennessee State | 15-3, 15-5, 15-1 |
| 9/18 | W, 3-0 | %Missouri | 15-2, 15-12, 15-9 |
| 9/24 | L, 3-0 | ^at Florida | 10-15, 9-15, 11-15 |
| 9/25 | W, 3-1 | ^vs. George Washington | 12-15, 15-3, 15-11, 15-13 |
| 9/26 | W, 3-1 | ^vs. Memphis State | 15-7, 15-6, 11-15, 15-4 |
| 10/2 | W, 3-0 | Stetson | 15-0, 15-9, 15-4 |
| 10/2 | W, 3-0 | Arkansas-Little Rock | 15-8, 15-3, 15-8 |
| 10/8 | W, 3-1 | *Louisville | 15-13, 15-12, 8-15, 15-10 |
| 10/9 | W, 3-0 | Florida International | 16-14, 15-9, 15-13 |
| 10/13 | W, 3-0 | at Central Florida | 15-13, 15-10, 15-7 |
| 10/15 | W, 3-0 | vs. Northeastern Illinois | 15-13, 15-5, 15-10 |
| 10/16 | W, 3-0 | vs. Jacksonville | 15-3, 15-8, 15-2 |
| 10/16 | W, 3-0 | vs. Florida Atlantic | 15-5, 15-7, 15-1 |
| 10/22 | W, 3-0 | *at UNC-Charlotte | 15-11, 15-4, 15-5 |
| 10/29 | W, 3-1 | *at Tulane | 15-5, 15-12, 14-16, 15-6 |
| 10/30 | W, 3-0 | *at Southern Miss | 15-5, 15-7, 15-2 |
| 11/2 | W, 3-0 | at Stetson | 15-4, 15-12, 15-7 |
| 11/5 | W, 3-0 | *Virginia Tech | 15-1, 15-3, 15-9 |
| 11/6 | W, 3-0 | *Virginia Commonwealth | 15-5, 15-5, 15-5 |
| 11/10 | W, 3-2 | Central Florida | 15-11, 15-8, 6-15, 10-15, 15-13 |
| 11/20 | W, 3-0 | &vs. UNC-Charlotte | 15-12, 15-6, 15-1 |
| 11/21 | L, 3-0 | &at Louisville | 11-15, 14-16, 11-15 |
| 12/1 | L, 3-0 | +at Wisconsin | 4-15, 7-15, 14-16 |

* Metro Conference Match % USF Fall Classic
! Florida State Tournament ^ Florida Tournament
Ball State Tournament & Metro Conference Tournament (at Louisville)
+ NCAA First Round (at Wisconsin)

1994

Record: 28-9 (14-1 Home • 4-2 Road • 10-6 Neutral)
Metro: 5-1/2nd (3-0 Home • 2-1 Road)
Coach: Perry Hankins

| Date | W/L | Opponent | Scores |
|--------|--------|---------------------------|----------------------------------|
| 9/1 | W, 3-1 | Iowa | 18-16, 15-10, 9-15, 15-3 |
| 9/2 | W, 3-0 | !Florida Atlantic | 15-3, 15-3, 15-9 |
| 9/2 | W, 3-1 | !Eastern Michigan | 15-13, 15-3, 7-15, 15-9 |
| 9/3 | W, 3-0 | !Toledo | 15-6, 15-11, 15-4 |
| 9/3 | W, 3-0 | !Wright State | 15-7, 15-8, 15-13 |
| 9/9 | W, 3-0 | #vs. UC Irvine | 15-7, 15-6, 15-10 |
| 9/9 | L, 3-0 | #vs. Loyola-Marymount | 2-15, 13-15, 6-15 |
| 9/10 | L, 3-0 | #vs. Oregon | 12-15, 4-15, 8-15 |
| 9/10 | L, 3-1 | #vs. Ball State | 17-19, 13-15, 15-8, 10-15 |
| 9/16 | W, 3-1 | %Cleveland State | 15-3, 15-8, 6-15, 15-2 |
| 9/17 | W, 3-0 | %Nicholls State | 15-5, 15-8, 15-4 |
| 9/17 | W, 3-1 | %South Carolina | 8-15, 15-12, 15-8, 15-8 |
| 9/23 | W, 3-0 | ^vs. Eastern Illinois | 15-3, 15-10, 15-7 |
| 9/23 | W, 3-1 | ^vs. Western Michigan | 13-15, 15-10, 15-7, 15-8 |
| 9/24 | W, 3-0 | ^vs. Georgetown | 15-6, 15-11, 15-4 |
| 9/24 | W, 3-1 | ^at DePaul | 15-4, 15-12, 7-15, 16-14 |
| 9/28 | W, 3-1 | UCF | 15-7, 15-9, 2-15, 15-4 |
| 9/30 | W, 3-1 | &vs. South Alabama | 15-7, 15-7, 12-15, 15-5 |
| 9/30 | W, 3-0 | &vs. Louisiana Tech | 15-13, 15-10, 15-8 |
| 10/1 | W, 3-0 | &at New Orleans | 15-7, 15-1, 15-13 |
| 10/1 | W, 3-0 | &vs. Louisiana Tech | 15-8, 15-5, 15-12 |
| 10/7 | W, 3-0 | *Tulane | 15-13, 15-9, 15-7 |
| 10/8 | W, 3-0 | *Southern Miss | 15-2, 15-8, 15-2 |
| 10/14 | W, 3-2 | *at Virginia Tech | 15-5, 15-12, 11-15, 13-15, 15-11 |
| 10/15 | W, 3-0 | *at Virginia Commonwealth | 15-10, 15-8, 15-9 |
| 10/29 | W, 3-0 | *UNC-Charlotte | 17-15, 15-2, 15-4 |
| 11/5 | L, 3-1 | *at Louisville | 7-15, 12-15, 15-5, 9-15 |
| 11/9 | L, 3-1 | at UCF | 3-15, 15-7, 12-15, 10-15 |
| 11/18 | W, 3-0 | +Southern Miss | 15-5, 15-8, 15-5 |
| 11/19 | W, 3-1 | +Tulane | 8-15, 15-13, 15-5, 15-9 |
| 11/20 | L, 3-0 | +Louisville | 5-15, 6-15, 11-15 |
| 11/25 | L, 3-1 | -vs. Florida State | 15-11, 14-16, 6-15, 7-15 |
| 11/26 | L, 3-1 | -vs. Memphis | 15-13, 6-15, 15-17, 8-15 |
| W, 3-0 | | =vs. Missouri | 15-4, 15-6, 15-5 |
| W, 3-0 | | =vs. American | 15-6, 15-8, 15-8 |
| W, 3-0 | | =vs. Illinois State | 15-2, 16-14, 16-14 |
| L, 3-1 | | =vs. San Jose State | 6-15, 18-16, 9-15, 7-15 |

* Metro Conference Match
+ Metro Conference Tournament (at South Florida)

1995

Record: 27-5 (15-1 Home • 7-3 Road • 5-1 Neutral)
Conference USA: 11-1/2nd (6-0 Home • 5-1 Road)
Conference USA Tournament - 1st
Coach: Perry Hankins

| Date | W/L | Opponent | Scores |
|-------|--------|-----------------------|----------------------------------|
| 9/1 | W, 3-0 | !Memphis | 15-5, 15-7, 15-7 |
| 9/2 | W, 3-0 | !Tennessee Tech | 15-6, 15-2, 15-6 |
| 9/2 | W, 3-1 | !Florida State | 13-15, 15-8, 15-3, 15-5 |
| 9/8 | W, 3-0 | #vs. St. Mary's (CA) | 15-2, 15-8, 15-2 |
| 9/8 | L, 3-1 | #vs. Long Beach State | 15-12, 10-15, 7-15, 3-15 |
| 9/9 | W, 3-2 | #vs. San Jose State | 15-11, 15-4, 9-15, 7-15, 15-9 |
| 9/9 | W, 3-0 | #vs. Utah | 15-9, 16-14, 16-14 |
| 9/13 | L, 3-0 | at Florida | 4-15, 2-15, 3-15 |
| 9/22 | W, 3-0 | %San Francisco | 15-8, 15-12, 15-10 |
| 9/23 | W, 3-0 | %Jackson State | 15-2, 15-2, 15-1 |
| 9/23 | W, 3-0 | %Syracuse | 15-1, 15-6, 15-1 |
| 9/25 | W, 3-1 | at UCF | 15-9, 15-5, 4-15, 18-16 |
| 9/29 | W, 3-0 | *UAB | 15-4, 15-7, 15-13 |
| 10/6 | W, 3-1 | *at Tulane | 15-4, 15-11, 10-15, 15-4 |
| 10/8 | W, 3-0 | *at Southern Miss | 15-5, 15-9, 15-2 |
| 10/13 | W, 3-2 | *at Saint Louis | 15-12, 15-4, 13-15, 13-15, 17-15 |
| 10/15 | W, 3-1 | *at Cincinnati | 12-15, 15-7, 18-16, 16-14 |
| 10/20 | W, 3-0 | *UNC-Charlotte | 15-5, 15-3, 15-4 |
| 10/24 | W, 3-1 | UCF | 13-15, 15-9, 15-7, 15-5 |
| 10/27 | W, 3-0 | *DePaul | 15-9, 15-1, 15-12 |
| 10/30 | W, 3-0 | *Marquette | 15-3, 15-7, 15-4 |
| 11/1 | W, 3-0 | Florida Atlantic | 15-5, 15-4, 15-3 |
| 11/3 | L, 3-2 | *at Louisville | 7-15, 15-13, 4-15, 14-16 |
| 11/5 | W, 3-0 | *at Memphis | 15-6, 15-2, 15-6 |
| 11/10 | W, 3-0 | *Southern Miss | 15-3, 15-9, 15-7 |
| 11/12 | W, 3-1 | *Tulane | 15-7, 15-8, 11-15, 15-12 |
| 11/17 | W, 3-0 | ^vs. UAB | 15-5, 15-9, 15-6 |
| 11/18 | W, 3-1 | ^vs. Saint Louis | 15-6, 15-10, 7-15, 15-10 |
| 11/19 | W, 3-2 | ^at Louisville | 11-15, 15-9, 10-15, 15-4, 15-13 |
| 11/25 | L, 3-1 | &Washington State | 7-15, 15-13, 10-15, 15-17 |
| 11/26 | W, 3-2 | &Northern Illinois | 15-12, 15-13, 11-15, 8-15, 15-11 |
| 11/29 | L, 3-0 | +at UC Santa Barbara | 9-15, 13-15, 8-15 |

* Conference USA Match
! South Florida Volleyball Classic
UC Santa Barbara Classic
% USF Classic
^ Conference USA Tournament (at Louisville)
& USF Thanksgiving Classic
+ NCAA First Round (at UC Santa Barbara)

2016 USF VOLLEYBALL

- OUTLOOK
- COACHES
- PLAYERS
- REVIEW
- RECORDS
- HISTORY
- USF
- MEDIA

YEAR-BY-YEAR RESULTS

1996

Record: 27-5 (16-2 Home • 8-2 Road • 3-1 Neutral)
Conference USA: 13-1/1st (7-0 Home • 6-1 Road)
Conference USA Tournament - 1st

Coach: Perry Hankins

| Date | W/L | Opponent | Scores |
|-------|--------|-----------------------|----------------------------------|
| 8/30 | W, 3-0 | !Mississippi | 15-10, 15-7, 15-6 |
| 8/30 | W, 3-0 | !Ohio | 15-7, 15-4, 15-9 |
| 8/31 | W, 3-0 | !Eastern Illinois | 15-6, 15-6, 15-12 |
| 8/31 | W, 3-0 | !Indiana | 16-14, 15-13, 15-13 |
| 9/3 | L, 3-1 | Florida | 2-15, 15-13, 5-15, 2-15 |
| 9/13 | W, 3-0 | #Georgetown | 15-0, 15-4, 15-8 |
| 9/14 | W, 3-0 | #Florida Atlantic | 15-5, 15-1, 15-7 |
| 9/14 | W, 3-0 | #Western Michigan | 15-12, 15-8, 15-0 |
| 9/24 | W, 3-0 | UCF | 15-7, 15-6, 15-5 |
| 9/27 | W, 3-0 | *Southern Miss | 15-4, 15-3, 15-8 |
| 9/29 | W, 3-0 | *Tulane | 15-12, 16-14, 15-1 |
| 10/4 | W, 3-0 | *at UAB | 15-1, 15-12, 15-7 |
| 10/9 | L, 3-2 | at UCF | 6-15, 16-18, 15-6, 15-7, 13-15 |
| 10/11 | W, 3-1 | *Cincinnati | 15-5, 15-6, 14-16, 17-15 |
| 10/13 | W, 3-0 | *Saint Louis | 15-5, 15-13, 15-6 |
| 10/15 | W, 3-1 | Oral Roberts | 15-12, 15-12, 5-15, 15-8 |
| 10/18 | L, 3-0 | *at Houston | 8-15, 11-15, 11-15 |
| 10/20 | W, 3-0 | *at UNC-Charlotte | 15-3, 15-2, 15-6 |
| 10/25 | W, 3-0 | *at Marquette | 15-4, 15-10, 15-12 |
| 10/26 | W, 3-0 | at Loyola-Chicago | 15-8, 15-2, 15-9 |
| 10/27 | W, 3-0 | *at DePaul | 15-9, 15-1, 15-4 |
| 11/1 | W, 3-0 | *Memphis | 15-4, 15-12, 15-4 |
| 11/3 | W, 3-2 | *Louisville | 9-15, 11-15, 15-11, 15-6, 17-15 |
| 11/8 | W, 3-1 | *at Tulane | 15-12, 13-15, 15-4, 15-4 |
| 11/10 | W, 3-0 | *at Southern Miss | 15-2, 15-10, 15-10 |
| 11/15 | W, 3-0 | *UAB | 15-4, 15-3, 15-10 |
| 11/22 | W, 3-0 | %vs. UAB | 15-12, 15-13, 15-1 |
| 11/23 | W, 3-0 | %vs. Saint Louis | 15-8, 15-12, 15-11 |
| 11/24 | W, 3-1 | %vs. Houston | 5-15, 15-5, 15-7, 15-13 |
| 11/29 | W, 3-2 | ^at Pacific | 10-15, 15-11, 8-15, 15-13, 15-13 |
| 11/30 | L, 3-0 | ^vs. Washington State | 4-15, 9-15, 13-15 |
| 12/7 | L, 3-0 | &USC | 8-15, 5-15, 6-15 |

k* Conference USA Match
 ! USF Classic
 # USF Invitational
 % Conference USA Tournament (at Louisville)
 & NCAA First Round (at South Florida)

1997

Record: 26-9 (14-1 Home • 7-5 Road • Neutral 5-3)
Conference USA: 15-1/1st (8-0 Home • 7-1 Road)
Coach: Perry Hankins

| Date | W/L | Opponent | Scores |
|-------|--------|-----------------------|----------------------------------|
| 8/29 | W, 3-0 | !vs. Siena | 15-5, 15-4, 15-6 |
| 8/29 | L, 3-2 | !at UCF | 6-15, 8-15, 15-11, 15-13, 18-20 |
| 8/30 | W, 3-1 | !vs. Florida Atlantic | 15-3, 15-4, 10-15, 15-8 |
| 8/30 | W, 3-0 | !vs. Eastern Michigan | 18-16, 15-10, 15-8 |
| 9/1 | W, 3-0 | Loyola-Chicago | 18-16, 15-10, 15-12 |
| 9/5 | L, 3-2 | #Texas Tech | 16-14, 9-15, 13-15, 15-12, 14-16 |
| 9/6 | W, 3-0 | #Georgia Southern | 15-2, 15-0, 15-3 |
| 9/6 | W, 3-0 | #UT-Chattanooga | 15-7, 15-3, 15-7 |
| 9/12 | W, 3-0 | %vs. Michigan State | 15-13, 15-7, 15-12 |
| 9/12 | L, 3-2 | %vs. Arizona State | 15-12, 13-15, 15-8, 9-15, 10-15 |
| 9/13 | L, 3-0 | %at UC Santa Barbara | 10-15, 11-15, 3-15 |
| 9/13 | L, 3-1 | %vs. Loyola-Marymount | 10-15, 15-6, 7-15, 13-15 |
| 9/19 | L, 3-2 | *at Houston | 15-13, 15-17, 15-7, 10-15, 10-15 |
| 9/21 | W, 3-1 | St. John's | 15-8, 15-3, 14-16, 15-8 |
| 9/26 | W, 3-0 | *at Tulane | 15-13, 15-13, 15-7 |
| 9/28 | W, 3-1 | *at Southern Miss | 15-5, 10-15, 15-13, 15-4 |
| 10/3 | W, 3-0 | *UAB | 15-2, 15-9, 15-12 |
| 10/5 | W, 3-0 | *Memphis | 16-14, 15-7, 15-11 |
| 10/10 | W, 3-0 | *at DePaul | 15-7, 15-5, 15-10 |
| 10/12 | W, 3-0 | *at Marquette | 15-6, 15-3, 15-4 |
| 10/13 | W, 3-0 | George Mason | 15-8, 15-11, 15-8 |
| 10/17 | W, 3-1 | *Louisville | 15-10, 13-15, 16-14, 15-7 |
| 10/19 | W, 3-0 | *Cincinnati | 15-9, 15-9, 16-14 |
| 10/24 | W, 3-1 | *UNC-Charlotte | 15-2, 15-11, 12-15, 15-2 |
| 10/26 | W, 3-0 | *at Saint Louis | 15-1, 15-8, 15-12 |
| 10/31 | W, 3-0 | *Southern Miss | 15-4, 15-10, 15-13 |
| 11/2 | W, 3-0 | *Tulane | 15-4, 15-7, 15-7 |
| 11/7 | W, 3-0 | *at Memphis | 15-8, 15-6, 15-12 |
| 11/9 | W, 3-0 | *at UAB | 15-7, 15-11, 15-5 |
| 11/14 | W, 3-1 | *Houston | 6-15, 15-11, 15-10, 15-13 |
| 11/16 | L, 3-1 | at Florida | 15-10, 13-15, 5-15, 14-16 |
| 11/21 | L, 3-2 | ^vs. Tulane | 13-15, 15-7, 15-7, 14-16, 13-15 |
| 11/29 | W, 3-1 | UCF | 5-15, 15-13, 15-9, 15-11 |
| 12/5 | W, 3-2 | &vs. Florida State | 8-15, 15-4, 15-13, 7-15, 15-9 |
| 12/6 | L, 3-0 | &at Florida | 12-15, 9-15, 5-15 |

* Conference USA Match
 ! UCF Labor Day Classic
 # USF Classic
 % UCSB/Judy Bellomo Classic (at UC Santa Barbara)
 ^ Conference USA Tournament (at Houston)
 & NCAA First and Second Rounds (at Florida)

1998

Record: 25-8 (16-2 Home • 8-3 Road • 1-3 Neutral)
Conference USA: 13-3/2nd (7-1 Home • 6-2 Road)
Conference USA Tournament - 2nd
Coach: Perry Hankins

| Date | W/L | Opponent | Scores |
|-------|--------|-----------------------|----------------------------------|
| 9/4 | W, 3-0 | !Western Illinois | 15-7, 15-6, 15-2 |
| 9/4 | W, 3-0 | !Mississippi State | 17-15, 15-11, 15-6 |
| 9/5 | W, 3-0 | !Xavier | 15-9, 15-6, 15-11 |
| 9/5 | W, 3-0 | !Tennessee Tech | 15-11, 15-6, 15-6 |
| 9/11 | L, 3-0 | #Florida State | 11-15, 7-15, 6-15 |
| 9/12 | W, 3-0 | #Utah State | 15-7, 15-4, 15-10 |
| 9/12 | W, 3-1 | #California | 15-4, 9-15, 15-12, 15-9 |
| 9/18 | L, 3-0 | *Houston | 14-16, 13-15, 1-15 |
| 9/22 | W, 3-0 | Florida A&M | 15-4, 15-8, 15-4 |
| 10/2 | W, 3-2 | *at Cincinnati | 10-15, 10-15, 15-4, 15-10, 15-9 |
| 10/4 | L, 3-0 | *at Louisville | 9-15, 15-17, 5-15 |
| 10/6 | W, 3-0 | UCF | 15-9, 15-7, 15-8 |
| 10/9 | W, 3-1 | *at Memphis | 10-15, 15-4, 15-7, 15-6 |
| 10/11 | W, 3-0 | *at UAB | 15-6, 15-11, 15-3 |
| 10/13 | W, 3-0 | at UCF | 15-1, 15-11, 15-8 |
| 10/16 | W, 3-0 | *DePaul | 15-10, 15-7, 15-13 |
| 10/18 | W, 3-1 | *Marquette | 15-1, 15-2, 14-16, 15-3 |
| 10/23 | W, 3-0 | *at UNC-Charlotte | 17-15, 15-11, 15-2 |
| 10/25 | W, 3-0 | *Saint Louis | 15-7, 15-11, 15-10 |
| 10/30 | L, 3-0 | *at Houston | 8-15, 8-15, 9-15 |
| 11/3 | W, 3-1 | *Tulane | 15-7, 12-15, 15-1, 16-14 |
| 11/4 | W, 3-0 | Florida Atlantic | 15-6, 15-6, 15-7 |
| 11/6 | W, 3-1 | *at Southern Miss* | 8-15, 15-7, 15-5, 15-6 |
| 11/8 | W, 3-0 | *at Tulane | 15-9, 15-13, 15-11 |
| 11/11 | W, 3-2 | *Southern Miss | 8-15, 15-3, 15-7, 15-10 |
| 11/13 | W, 3-0 | *UAB | 15-8, 15-2, 15-12 |
| 11/15 | W, 3-0 | *Memphis | 15-3, 15-10, 15-8 |
| 11/20 | W, 3-2 | %vs. UNC-Charlotte | 12-15, 15-12, 11-15, 15-2, 15-13 |
| 11/21 | W, 3-2 | %at Cincinnati | 15-4, 3-15, 15-8, 13-15, 16-14 |
| 11/22 | L, 3-2 | %vs. Louisville | 18-16, 13-15, 15-9, 12-15, 13-15 |
| 11/27 | L, 3-0 | ^at Long Beach State | 6-15, 6-15, 3-15 |
| 11/29 | L, 3-0 | ^vs. UC Santa Barbara | 9-15, 4-15, 12-15 |
| 12/4 | L, 3-0 | &vs. San Diego | 5-15, 12-15, 12-15 |

* Conference USA Match
 % Conference USA Tournament (at Cincinnati)
 & NCAA First Round (at Wisconsin)

YEAR-BY-YEAR RESULTS

1999

Record: 15-18 (8-5 Home • 4-8 Road • 3-5 Neutral)
Conference USA: 7-9/8th (4-4 Home • 3-5 Road)
Coach: Nancy Mueller

| Date | W/L | Opponent | Scores |
|-------|--------|-------------------------|-----------------------------------|
| 9/3 | W, 3-0 | !vs. Sacred Heart | 15-0, 15-3, 15-2 |
| 9/3 | W, 3-2 | !vs. Eastern Washington | 11-15, 15-10, 10-15, 16-14, 15-11 |
| 9/4 | W, 3-0 | !vs. Rider | 15-10, 15-1, 15-4 |
| 9/4 | L, 3-2 | !at American | 15-3, 6-15, 15-5, 7-15, 10-15 |
| 9/10 | L, 3-0 | *at Nebraska | 3-15, 5-15, 2-15 |
| 9/11 | L, 3-0 | *vs. Arizona | 12-15, 5-15, 9-15 |
| 9/11 | L, 3-0 | *vs. San Diego State | 10-15, 10-15, 10-15 |
| 9/16 | L, 3-1 | *at Houston | 16-18, 7-15, 15-6, 8-15 |
| 9/17 | L, 3-0 | vs. Auburn | 15-17, 9-15, 11-15 |
| 9/19 | W, 3-0 | Florida International | 15-3, 15-9, 15-9 |
| 9/24 | W, 3-1 | *at Tulane | 10-15, 15-11, 15-12, 16-14 |
| 9/26 | W, 3-2 | *at Southern Miss | 10-15, 11-15, 15-11, 15-8, 15-6 |
| 9/29 | W, 3-0 | UCF | 18-16, 15-2, 15-12 |
| 10/1 | L, 3-2 | *Saint Louis | 14-16, 3-15, 15-13, 15-11, 12-15 |
| 10/3 | L, 3-2 | *UNC-Charlotte | 15-11, 11-15, 7-15, 15-12, 13-15 |
| 10/8 | W, 3-0 | *Memphis | 15-3, 15-13, 15-10 |
| 10/10 | W, 3-1 | *UAB | 8-15, 16-14, 15-3, 15-4 |
| 10/14 | L, 3-0 | at Loyola-Chicago | 5-15, 8-15, 9-15 |
| 10/15 | L, 3-0 | *at DePaul | 12-15, 16-18, 9-15 |
| 10/17 | L, 3-1 | *Marquette | 15-10, 8-15, 8-15, 8-15 |
| 10/21 | L, 3-1 | *Houston | 15-12, 9-15, 9-15, 9-15 |
| 10/29 | W, 3-1 | *at UAB | 15-13, 16-18, 15-13, 15-13 |
| 10/31 | L, 3-1 | *at Memphis | 15-6, 13-15, 10-15, 12-15 |
| 11/2 | W, 3-2 | at UCF | 15-13, 15-13, 11-15, 7-15, 15-12 |
| 11/5 | W, 3-1 | *Southern Miss | 14-16, 15-7, 15-12, 15-10 |
| 11/7 | W, 3-0 | *Tulane | 15-11, 15-11, 15-10 |
| 11/9 | W, 3-0 | Florida Atlantic | 15-8, 15-10, 15-8 |
| 11/12 | L, 3-0 | *at Louisville | 7-15, 5-15, 5-15 |
| 11/14 | L, 3-0 | *at Cincinnati | 12-15, 9-15, 10-15 |
| 11/18 | W, 3-0 | %Southern Miss | 15-5, 15-10, 15-2 |
| 11/19 | L, 3-1 | %Cincinnati | 15-10, 8-15, 14-16, 9-15 |
| 11/26 | L, 3-0 | ^vs. Florida | 7-15, 4-15, 8-15 |
| 11/27 | L, 3-1 | ^vs. Kentucky | 15-10, 11-15, 3-15, 13-15 |

* Conference USA Match
 ! AU Red River Grill Classic (at American)
 # U.S. Bank Tournament (at Nebraska)
 % Conference USA Tournament (at South Florida)
 ^ Florida Volleyball Conference Challenge (Lake Buena Vista, Fla.)

2000

Record: 28-6 (12-1 Home • 12-1 Road • 4-4 Neutral)
Conference USA: 15-1/t1st (7-1 Home • 8-0 Road)
Conference USA Tournament - 2nd
Coach: Nancy Mueller

| Date | W/L | Opponent | Scores |
|-------|--------|---------------------|----------------------------------|
| 9/1 | W, 3-0 | !Furman | 15-8, 15-4, 15-8 |
| 9/2 | W, 3-0 | !Boston College | 15-2, 15-10, 15-6 |
| 9/2 | W, 3-0 | !UW-Milwaukee | 15-10, 15-11, 15-3 |
| 9/8 | W, 3-0 | *vs. Akron | 15-6, 16-14, 15-5 |
| 9/9 | W, 3-0 | *vs. Davidson | 15-2, 15-2, 15-11 |
| 9/9 | W, 3-1 | *at Clemson | 15-9, 9-15, 15-3, 15-5 |
| 9/12 | W, 3-0 | UCF | 15-6, 15-7, 15-1 |
| 9/15 | L, 3-0 | *vs. Rice | 13-15, 13-15, 12-15 |
| 9/16 | L, 3-0 | *at Wisconsin | 4-15, 0-15, 9-15 |
| 9/16 | L, 3-1 | *vs. Dayton | 10-15, 15-13, 9-15, 11-15 |
| 9/19 | L, 3-2 | *Houston | 10-15, 15-13, 9-15, 18-16, 12-15 |
| 9/22 | W, 3-0 | *Tulane | 15-12, 15-7, 15-7 |
| 9/24 | W, 3-0 | *Southern Miss | 15-7, 15-4, 15-2 |
| 9/29 | W, 3-1 | *at Saint Louis | 15-7, 12-15, 15-10, 15-5 |
| 10/1 | W, 3-0 | *at Charlotte | 15-1, 15-10, 17-15 |
| 10/6 | W, 3-0 | *at Memphis | 15-8, 15-5, 15-3 |
| 10/7 | W, 3-0 | *at UAB | 15-8, 15-5, 15-11 |
| 10/13 | W, 3-0 | *DePaul | 15-8, 15-9, 15-8 |
| 10/15 | W, 3-1 | *at Marquette | 12-15, 15-9, 15-8, 15-8 |
| 10/21 | W, 3-1 | *at Houston | 15-9, 12-15, 15-6, 15-12 |
| 10/27 | W, 3-0 | *UAB | 15-9, 15-10, 15-4 |
| 10/28 | W, 3-0 | Jacksonville | 15-8, 5-10, 15-3 |
| 10/29 | W, 3-1 | *Memphis | 15-9, 15-5, 9-15, 15-4 |
| 10/31 | W, 3-1 | at UCF | 15-10, 15-7, 11-15, 15-13 |
| 11/3 | W, 3-0 | *at Southern Miss | 15-2, 15-5, 15-6 |
| 11/4 | W, 3-2 | *at Tulane | 8-15, 7-15, 15-6, 15-7, 15-7 |
| 11/7 | W, 3-0 | at Florida Atlantic | 15-5, 15-6, 15-6 |
| 11/10 | W, 3-1 | *Louisville | 8-15, 16-14, 15-11, 15-6 |
| 11/12 | W, 3-2 | *Cincinnati | 15-6, 14-16, 15-4, 9-15, 15-7 |
| 11/17 | W, 3-1 | ^vs. Saint Louis | 15-10, 16-14, 10-15, 15-9 |
| 11/18 | W, 3-2 | ^vs. Houston | 15-8, 7-15, 15-11, 4-15, 15-13 |
| 11/19 | L, 3-0 | ^vs. Louisville | 9-15, 12-15, 4-15 |
| 11/22 | W, 3-1 | at Auburn | 15-13, 11-15, 15-8, 15-8 |
| 12/1 | L, 3-1 | &vs. Cal Poly SLO | 11-15, 15-13, 13-15, 12-15 |

* Conference USA Match
 ! South Florida Classic
 % Wisconsin Tournament
 ^ Conference USA Tournament (at Charlotte)
 & NCAA Tournament First Round (at USC)

2001

Record: 21-9 (8-2 Home • 11-4 Road • 2-3 Neutral)
Conference USA: 13-3/3rd (6-2 Home • 7-1 Road)
Coach: Nancy Mueller

| Date | W/L | Opponent | Scores |
|-------|--------|-----------------------|-----------------------------------|
| 8/31 | L, 3-0 | !vs. Arizona | 26-30, 19-30, 23-30 |
| 8/31 | L, 3-0 | !at Florida | 11-30, 27-30, 26-30 |
| 9/1 | W, 3-0 | !vs. Marshall | 30-27, 32-30, 30-17 |
| 9/4 | W, 3-0 | Florida Atlantic | 30-26, 30-9, 30-28 |
| 9/7 | W, 3-0 | *vs. Evansville | 30-13, 30-22, 30-16 |
| 9/8 | L, 3-0 | *vs. Ohio State | 27-30, 28-30, 20-30 |
| 9/8 | W, 3-0 | *at Loyola-Chicago | 33-31, 30-22, 32-30 |
| 9/18 | W, 3-1 | at Florida State | 31-29, 28-30, 30-24, 30-24 |
| 9/22 | W, 3-1 | *at Southern Miss | 30-25, 30-17, 25-30, 30-17 |
| 9/23 | W, 3-1 | at New Orleans | 30-16, 29-31, 30-21, 30-25 |
| 9/28 | W, 3-1 | *at Marquette | 30-22, 27-30, 30-26, 30-24 |
| 9/29 | L, 3-2 | *at DePaul | 30-21, 30-25, 26-30, 27-30, 10-15 |
| 10/2 | W, 3-0 | *UAB | 30-20, 30-16, 30-23 |
| 10/5 | L, 3-0 | *Cincinnati | 25-30, 26-30, 23-30 |
| 10/7 | L, 3-2 | *Louisville | 28-30, 30-26, 32-30, 23-30, 12-15 |
| 10/12 | W, 3-0 | *at Charlotte | 30-20, 30-13, 33-31 |
| 10/13 | W, 3-0 | *at East Carolina | 30-21, 30-18, 30-18 |
| 10/20 | W, 3-0 | *at UAB | 30-20, 30-23, 30-21 |
| 10/21 | L, 3-1 | at Alabama | 24-30, 30-27, 24-30, 25-30 |
| 10/23 | W, 3-0 | UCF | 30-12, 30-21, 30-27 |
| 10/26 | W, 3-0 | *TCU | 30-26, 30-26, 30-26 |
| 10/28 | W, 3-0 | *Houston | 30-21, 30-26, 30-23 |
| 10/30 | W, 3-0 | *Saint Louis | 30-15, 30-27, 30-23 |
| 11/2 | W, 3-0 | *at Memphis | 30-19, 30-17, 30-10 |
| 11/3 | W, 3-0 | at Southeast Missouri | 30-20, 30-27, 30-22 |
| 11/4 | W, 3-0 | *at Saint Louis | 30-24, 32-30, 30-26 |
| 11/9 | W, 3-0 | *Southern Miss | 30-26, 30-18, 30-22 |
| 11/11 | W, 3-0 | *Tulane | 30-24, 30-24, 30-17 |
| 11/16 | L, 3-1 | *vs. Marquette | 24-30, 28-30, 32-30, 28-30 |
| 11/21 | L | at UCF | Forfeit |

* Conference USA Match
 ! Sun Trust Invitational (at Florida)
 # Loyola-Chicago Invitational
 % Conference USA Tournament (at Houston)

YEAR-BY-YEAR RESULTS

2002

Record: 30-7 (16-1 Home • 7-5 Road • 7-1 Neutral)
Conference USA: 12-1/t1st (7-0 Home • 5-1 Road)
Conference USA Tournament - 1st
Coach: Nancy Mueller

| Date | W/L | Opponent | Scores |
|-------|--------|-----------------------|-----------------------------------|
| 8/30 | L, 3-1 | !vs. Michigan | 30-27, 23-30, 22-30, 27-30 |
| 8/31 | L, 3-2 | !at Pepperdine | 26-30, 30-24, 30-26, 25-30, 11-15 |
| 8/31 | W, 3-2 | !vs. Clemson | 30-19, 26-30, 21-30, 30-22, 20-18 |
| 9/5 | W, 3-0 | Northeastern | 30-18, 30-14, 30-24 |
| 9/6 | W, 3-0 | #Stetson | 30-17, 30-21, 30-21 |
| 9/7 | W, 3-1 | #SMU | 30-17, 30-24, 28-30, 30-23 |
| 9/7 | W, 3-0 | #SMS | 30-24, 30-28, 30-28 |
| 9/13 | W, 3-1 | %Kansas State | 24-30, 30-25, 30-24, 30-28 |
| 9/14 | W, 3-2 | %Georgia Tech | 30-28, 28-30, 28-30, 30-21, 15-12 |
| 9/14 | L, 3-1 | %Michigan State | 30-27, 33-35, 23-30, 24-30 |
| 9/17 | W, 3-0 | at Florida Atlantic | 30-26, 30-27, 30-24 |
| 9/20 | W, 3-0 | ^vs. Syracuse | 30-18, 30-20, 30-16 |
| 9/21 | W, 3-0 | ^vs. UW-Milwaukee | 30-15, 30-26, 30-27 |
| 9/21 | L, 3-2 | ^at Western Michigan | 28-30, 30-25, 30-24, 21-30, 11-15 |
| 9/24 | W, 3-0 | Florida A&M | 30-24, 30-19, 30-27 |
| 10/2 | W, 3-0 | Florida International | 30-23, 30-17, 30-21 |
| 10/4 | W, 3-0 | *East Carolina | 30-13, 30-12, 30-21 |
| 10/5 | W, 3-1 | *Charlotte | 30-23, 30-16, 24-30, 30-14 |
| 10/11 | W, 3-1 | *at Tulane | 30-23, 27-30, 32-30, 30-19 |
| 10/12 | W, 3-0 | *at Southern Miss | 30-28, 30-23, 30-18 |
| 10/15 | W, 3-2 | at UCF | 30-23, 26-30, 28-30, 30-28, 15-7 |
| 10/18 | W, 3-0 | *Memphis | 30-19, 30-28, 30-28 |
| 10/19 | W, 3-1 | *Saint Louis | 30-25, 27-30, 30-24, 30-24 |
| 10/21 | L, 3-1 | at Miami | 27-30, 25-30, 32-30, 28-30 |
| 10/25 | W, 3-0 | *at Houston | 30-19, 30-26, 30-20 |
| 10/26 | W, 3-0 | *at TCU | 30-27, 30-19, 30-28 |
| 10/29 | W, 3-2 | Florida State | 23-30, 30-28, 30-28, 27-30, 15-4 |
| 11/1 | W, 3-1 | *UAB | 30-22, 30-14, 25-30, 30-14 |
| 11/8 | W, 3-0 | *DePaul | 30-23, 30-24, 30-21 |
| 11/9 | W, 3-0 | *Marquette | 30-17, 30-28, 30-21 |
| 11/15 | W, 3-0 | *at Cincinnati | 30-26, 30-21, 30-28 |
| 11/16 | L, 3-1 | *at Louisville | 30-26, 23-30, 32-34, 26-30 |
| 11/23 | W, 3-1 | &vs. Houston | 30-24, 22-30, 30-26, 30-22 |
| 11/24 | W, 3-1 | &vs. Cincinnati | 30-25, 27-30, 33-31, 30-19 |
| 11/25 | W, 3-0 | &vs. Louisville | 30-27, 30-24, 30-20 |
| 12/6 | W, 3-0 | +vs. Florida State | 30-21, 30-19, 30-28 |
| 12/7 | L, 3-1 | +at Florida | 33-35, 24-30, 30-20, 18-30 |

* Conference USA Match
 # USF Best Western Invitational
 % USF adidas Invitational
 & Conference USA Tournament (at DePaul)
 + NCAA First and Second Rounds (at Florida)

2003

Record: 12-20 (4-9 Home • 5-7 Road • 3-4 Neutral)
Conference USA : 6-7/t7th (2-4 Home • 4-3 Road)
Coach: Nancy Mueller

| Date | W/L | Opponent | Scores |
|-------|--------|--------------------------|-----------------------------------|
| 8/29 | L, 3-2 | !Loyola-Chicago | 28-30, 30-28, 30-15, 28-30, 8-15 |
| 8/30 | W, 3-0 | !Stetson | 30-21, 30-21, 30-19 |
| 8/30 | W, 3-2 | !Georgia | 18-30, 30-22, 22-30, 30-27, 15-12 |
| 9/5 | W, 3-1 | #at Florida Atlantic | 33-35, 30-23, 30-17, 30-20 |
| 9/6 | L, 3-1 | #vs. Maryland | 18-30, 30-28, 22-30, 19-30 |
| 9/6 | W, 3-0 | #vs. The Citadel | 30-23, 30-24, 30-24 |
| 9/7 | L, 3-0 | at Florida International | 26-30, 29-31, 28-30 |
| 9/12 | L, 3-0 | %at Kansas State | 15-30, 18-30, 21-30 |
| 9/13 | L, 3-0 | %vs. Colorado State | 20-30, 24-30, 30-32 |
| 9/13 | W, 3-1 | %vs. LSU | 27-30, 30-25, 30-23, 30-26 |
| 9/16 | L, 3-0 | Florida A&M | 23-30, 15-30, 25-30 |
| 9/19 | W, 3-0 | ^vs. Western Carolina | 30-22, 30-25, 30-19 |
| 9/20 | L, 3-0 | ^vs. Wisconsin | 27-30, 27-30, 26-30 |
| 9/20 | L, 3-0 | ^at Georgia Tech | 15-30, 28-30, 25-30 |
| 9/23 | L, 3-0 | Florida | 22-30, 15-30, 20-30 |
| 9/26 | L, 3-2 | UCF | 30-26, 20-30, 26-30, 30-23, 14-16 |
| 10/3 | W, 3-1 | *at Charlotte | 30-22, 28-30, 30-17, 30-21 |
| 10/4 | W, 3-2 | *at East Carolina | 27-30, 26-30, 31-29, 30-24, 15-13 |
| 10/10 | L, 3-0 | *Southern Miss | 28-30, 22-30, 17-30 |
| 10/11 | L, 3-2 | *Tulane | 30-23, 30-28, 18-30, 20-30, 9-15 |
| 10/14 | L, 3-0 | Miami | 31-33, 23-30, 18-30 |
| 10/17 | W, 3-0 | *at Saint Louis | 30-19, 30-28, 30-18 |
| 10/18 | L, 3-0 | *at Memphis | 19-30, 23-30, 33-35 |
| 10/24 | W, 3-1 | *TCU | 30-21, 30-23, 24-30, 30-25 |
| 10/25 | L, 3-2 | *Houston | 30-32, 30-27, 36-34, 23-30, 10-15 |
| 10/29 | L, 3-0 | at Florida State | 23-30, 25-30, 20-30 |
| 11/1 | L, 3-1 | *at UAB | 24-30, 30-26, 23-30, 29-31 |
| 11/7 | L, 3-2 | *at Marquette | 30-14, 30-27, 24-30, 26-30, 14-16 |
| 11/8 | W, 3-0 | *at DePaul | 23-30, 30-28, 30-22 |
| 11/14 | L, 3-0 | *Louisville | 26-30, 20-30, 27-30 |
| 11/15 | W, 3-1 | *Cincinnati | 30-23, 30-21, 19-30, 30-21 |
| 11/21 | L, 3-2 | &vs. Houston | 30-32, 28-30, 30-28, 30-25, 9-15 |

*Conference USA Match
 ! USF adidas Best Western Invitational
 # Florida Atlantic Tournament
 % Kansas State Wildcat Classic
 ^ Georgia Tech Invitational
 & Conference USA Tournament (at Tulane)

2004

Record: 9-20 (7-4 Home • 7-12 Road • 1-4 Neutral)
Conference USA : 5-8/8th (5-2 Home • 0-6 Road)
Coach: Claire Lessinger

| Date | W/L | Opponent | Scores |
|-------|--------|------------------------|-----------------------------------|
| 9/1 | L, 3-0 | at Florida | 18-30, 18-30, 28-30 |
| 9/4 | W, 3-0 | at Chattanooga | 32-30, 31-29, 30-26 |
| 9/10 | W, 3-0 | !vs. SE Missouri State | 30-23, 30-27, 30-26 |
| 9/11 | L, 3-0 | !vs. Illinois State | 15-30, 19-30, 21-30 |
| 9/11 | L, 3-0 | !at Western Kentucky | 15-30, 21-30, 23-30 |
| 9/17 | L, 3-1 | #vs. Northern Illinois | 19-30, 31-29, 21-30, 25-30 |
| 9/18 | L, 3-1 | #vs. Bradley | 25-30, 30-24, 27-30, 25-30 |
| 9/18 | L, 3-0 | #at Northern Iowa | 22-30, 25-30, 9-30 |
| 9/22 | L, 3-1 | at Florida Atlantic | 26-30, 28-30, 30-26, 20-30 |
| 9/24 | L, 3-1 | at UCF | 28-30, 30-28, 21-30, 30-32 |
| 10/1 | W, 3-0 | *Charlotte | 30-26, 30-24, 30-22 |
| 10/3 | L, 3-2 | *East Carolina | 30-28, 27-30, 30-26, 20-30, 14-16 |
| 10/8 | L, 3-0 | *at Louisville | 17-30, 25-30, 22-30 |
| 10/9 | L, 3-0 | *at Cincinnati | 25-30, 19-30, 25-30 |
| 10/15 | L, 3-1 | *Marquette | 30-27, 23-30, 27-30, 31-33 |
| 10/16 | W, 3-0 | *DePaul | 30-27, 30-23, 30-23 |
| 10/19 | W, 3-1 | Florida International | 27-30, 30-25, 30-24, 30-24 |
| 10/22 | W, 3-0 | *UAB | 30-19, 30-23, 30-25 |
| 10/23 | L, 3-1 | Florida A&M | 22-30, 19-30, 31-29, 22-30 |
| 10/29 | L, 3-0 | *at TCU | 14-30, 18-30, 24-30 |
| 10/30 | L, 3-0 | *at Houston | 28-30, 22-30, 26-30 |
| 11/2 | L, 3-0 | Florida State | 24-30, 27-30, 19-30 |
| 11/5 | W, 3-0 | *Saint Louis | 30-28, 30-21, 30-27 |
| 11/6 | W, 3-2 | *Memphis | 21-30, 26-30, 30-23, 30-26, 15-8 |
| 11/12 | L, 3-0 | *at Southern Miss | 29-31, 25-30, 26-30 |
| 11/13 | L, 3-0 | *at Tulane | 16-30, 26-30, 25-30 |
| 11/16 | W, 3-2 | Jacksonville | 30-19, 27-30, 25-30, 31-29, 15-10 |
| 11/19 | L, 3-2 | %vs. Saint Louis | 30-24, 26-30, 30-28, 24-30, 14-16 |
| 11/24 | L, 3-0 | at Miami (FL) | 19-30, 17-30, 20-30 |

* Conference USA Match
 ! Western Kentucky Tournament
 # Northern Iowa Classic
 % Conference USA Tournament (at Louisville)

2016 USF VOLLEYBALL

OUTLOOK

COACHES

PLAYERS

REVIEW

RECORDS

HISTORY

USF

MEDIA

YEAR-BY-YEAR RESULTS

2005

Record: 4-22 (3-9 Home • 1-11 Road • 0-2 Neutral)
BIG EAST : 1-13/T-14th (1-6 Home • 0-7 Road)
Coach: Claire Lessinger

| Date | W/L | Opponent | Scores |
|-------|--------|----------------------|-------------------------------|
| 9/2 | L, 3-2 | # vs Ball State | 27-30,36-34,30-21,23-30,10-15 |
| 9/2 | L, 3-0 | # at Michigan State | 22-30,18-30,22-30 |
| 9/3 | L, 3-0 | # vs Wichita State | 14-30,14-30,20-30 |
| 9/9 | L, 3-0 | Y FAU | 24-30,29-31,15-30 |
| 9/9 | L, 3-0 | Y Appalachian State | 15-30,24-30,21-30 |
| 9/10 | L, 3-0 | Y Eastern Washington | 27-30,19-30,19-30 |
| 9/14 | L, 3-1 | at FSU | 30-23,22-30,25-30,28-30 |
| 9/16 | W, 3-1 | UCF | 30-19,33-35,30-19,30-23 |
| 9/23 | L, 3-0 | * at Marquette | 14-30,30-32,27-30 |
| 9/25 | L, 3-0 | * at Syracuse | 17-30,19-30,20-30 |
| 9/30 | L, 3-1 | * Pittsburgh | 30-24,21-30,21-30,16-30 |
| 10/2 | L, 3-1 | * West Virginia | 22-30,30-26,23-30,19-30 |
| 10/8 | L, 3-0 | * at Rutgers | 17-30,28-30,21-30 |
| 10/9 | L, 3-0 | * at Villanova | 23-30,19-30,26-30 |
| 10/11 | L, 3-0 | at Florida A&M | 20-30,26-30,18-30 |
| 10/15 | W, 3-0 | * Georgetown | 30-24,30-21,30-13 |
| 10/16 | W, 3-2 | at Jacksonville | 30-25,30-27,28-30,25-30,17-15 |
| 10/21 | L, 3-0 | * at #9 Notre Dame | 10-30,26-30,20-30 |
| 10/23 | L, 3-2 | * at DePaul | 30-23,24-30,30-19,23-30,12-15 |
| 10/28 | L, 3-0 | * St. John's | 25-30,30-32,23-30 |
| 10/30 | L, 3-0 | * UConn | 16-30,25-30,31-33 |
| 11/4 | L, 3-0 | * Cincinnati | 16-30,19-30,15-30 |
| 11/6 | L, 3-1 | * #7 Louisville | 20-30,30-24,23-30,14-30 |
| 11/11 | L, 3-1 | * at Seton Hall | 23-30,23-30,30-23,28-30 |
| 11/13 | L, 3-0 | at Long Island | 22-30,24-30,26-30 |
| 11/16 | W, 3-0 | North Florida | 30-26,30-24,30-23 |

*-BIG EAST Conference Match
 #-MSU Spartan Invitational, East Lansing, Mich.
 Y-Best Western Invitational, Tampa, Fla.

2006

Record: 12-17 (8-6 Home • 3-8 Road • 1-3 Neutral)
BIG EAST : 7-7/T-8th (5-2 Home • 2-5 Road)
Coach: Claire Lessinger

| Date | W/L | Opponent | Scores |
|-------|--------|------------------------|-------------------------------|
| 8/25 | L, 3-0 | +at #5 Florida | 14-30,17-30,15-30 |
| 8/26 | L, 3-1 | +vs Arkansas State | 28-30,30-25,26-30,25-30 |
| 9/1 | W, 3-0 | @Illinois-Chicago | 30-28,30-24,30-27 |
| 9/2 | W, 3-0 | @UTEP | 30-28,30-19,30-16 |
| 9/2 | L, 3-2 | @Towson | 30-23,30-21,27-30,22-30,16-18 |
| 9/8 | W, 3-0 | SJacksonville | 30-18,30-18,30-24 |
| 9/9 | L, 3-2 | SWright State | 30-23,30-24,27-30,16-30,12-15 |
| 9/9 | L, 3-0 | \$TEXAS TECH | 20-30,17-30,25-30 |
| 9/15 | W, 3-1 | % vs Stetson | 30-26,30-26,28-30,30-23 |
| 9/15 | L, 3-0 | % at Georgia Tech | 25-30,21-30,17-30 |
| 9/16 | L, 3-1 | % vs Sam Houston State | 20-30,30-18,27-30,24-30 |
| 9/19 | L, 3-0 | at UCF | 29-31,28-30,29-31 |
| 9/24 | W, 3-0 | * Seton Hall | 30-22,32-30,30-20 |
| 9/29 | W, 3-0 | *Syracuse | 30-23,39-37,30-26 |
| 10/1 | L, 3-2 | *Marquette | 26-30,25-30,30-20,30-25,11-15 |
| 10/7 | W, 3-1 | *at West Virginia | 30-23,30-22,29-31,30-21 |
| 10/8 | L, 3-0 | *at Pittsburgh | 19-30,27-30,20-30 |
| 10/11 | W, 3-2 | at North Florida | 34-36,30-19,30-24,25-30,15-10 |
| 10/14 | W, 3-2 | *at Georgetown | 21-30,30-21,30-27,28-30,15-11 |
| 10/20 | W, 3-0 | *Villanova | 30-18,30-24,30-22 |
| 10/22 | W, 3-1 | *Rutgers | 30-25,28-30,30-20,30-24 |
| 10/27 | L, 3-0 | *at UConn | 30-32,22-30,26-30 |
| 10/29 | L, 3-0 | *at St. John's | 12-30,19-30,17-30 |
| 11/3 | W, 3-1 | *DePaul | 30-21,24-30,30-15,30-17 |
| 11/5 | L, 3-0 | *Notre Dame | 14-30,19-30,19-30 |
| 11/11 | L, 3-0 | *at Louisville | 12-30,15-30,17-30 |
| 11/12 | L, 3-0 | *at Cincinnati | 24-30,18-30,17-30 |
| 11/17 | L, 3-0 | & vsSt. John's | 29-31,15-30,21-30 |
| 11/25 | L, 3-1 | Florida A&M | 26-30,28-30,30-27,28-30 |

* BIG EAST Match
 @ USF Best Western Invitational
 \$ USF Smoothie King Invite
 & BIG EAST Championship (Cincinnati, Ohio)

2007

Record: 19-10 (8-4 Home • 7-5 Road • 4-1 Neutral)
BIG EAST: 8-6/6th (3-3 Home • 5-3 Road)
BIG EAST Tournament - 3rd
Coach: Claire Lessinger

| Date | W/L | Opponent | Scores |
|-------|--------|--------------------|-----------------------------------|
| 9/1 | L, 3-2 | at Buffalo | 30-28, 23-30, 30-25, 29-31, 8-15 |
| 9/1 | W, 3-0 | at Niagra | 30-19, 30-23, 30-16 |
| 9/2 | W, 3-1 | vs. Fordham | 30-25, 27-30, 30-13, 34-32 |
| 9/7 | W, 3-1 | vs. Liberty | 30-24, 23-30, 30-23, 30-25 |
| 9/8 | W, 3-0 | vs. The Citadel | 30-21, 30-15, 30-16 |
| 9/8 | W, 3-1 | vs. Wright State | 30-24, 28-30, 30-23, 30-27 |
| 9/13 | W, 3-0 | UCF | 30-21, 30-25, 30-26 |
| 9/14 | W, 3-0 | TAMU-CC | 30-24, 30-24, 30-23 |
| 9/15 | W, 3-1 | George Mason | 30-27, 30-25, 24-30, 30-17 |
| 9/21 | L, 3-0 | Louisville * | 18-30, 19-30, 20-30 |
| 9/23 | L, 3-2 | Cincinnati * | 27-30, 30-25, 17-30, 30-28, 8-15 |
| 9/28 | L, 3-0 | at Long Island | 23-30, 19-30, 24-30 |
| 9/30 | W, 3-0 | at Rutgers * | 30-22, 30-19, 30-16 |
| 10/5 | W, 3-2 | at Syracuse * | 26-30, 30-25, 27-30, 30-24, 15-12 |
| 10/7 | L, 3-0 | at Marquette * | 28-30, 19-30, 30-32 |
| 10/12 | W, 3-1 | West Virginia * | 30-23, 30-11, 27-30, 30-15 |
| 10/14 | W, 3-1 | Pittsburgh * | 30-28, 30-28, 26-30, 30-24 |
| 10/17 | L, 3-2 | Florida Gulf Coast | 28-30, 30-26, 25-30, 30-28, 13-15 |
| 10/20 | W, 3-0 | at Georgetown * | 30-19, 30-24, 30-20 |
| 10/23 | W, 3-0 | North Florida | 30-18, 30-14, 30-24 |
| 10/27 | W, 3-2 | at Villanova * | 30-26, 27-30, 19-30, 30-26, 15-12 |
| 10/28 | L, 3-2 | at Seton Hall * | 30-26, 30-32, 28-30, 30-26, 10-15 |
| 11/3 | W, 3-0 | at DePaul * | 30-16, 35-33, 30-26 |
| 11/4 | L, 3-1 | at Notre Dame * | 25-30, 24-30, 30-21, 21-30 |
| 11/9 | W, 3-0 | Connecticut * | 30-26, 30-23, 30-28 |
| 11/11 | L, 3-1 | St. John's * | 23-30, 16-30, 30-28, 26-30 |
| 11/16 | W, 3-0 | vs. Villanova ! | 30-25, 32-30, 30-21 |
| 11/17 | L, 3-1 | vs. St. John's ! | 31-29, 17-30, 27-30, 21-30 |
| 11/21 | W, 3-0 | Florida A&M | 30-20, 30-28, 30-28 |

* BIG EAST Conference Match
 ! BIG EAST Tournament

YEAR-BY-YEAR RESULTS

2008

Record: 17-14 (14-3 Home • 2-7 Road • 1-4 Neutral)
BIG EAST: 7-7/6th (6-2 Home • 1-5 Road)
Coach: Claire Lessinger

| Date | W/L | Opponent | Scores |
|-------|--------|-----------------------|-----------------------------------|
| 8/29 | W, 3-0 | %Grambling | 25-13, 25-11, 25-18 |
| 8/30 | W, 3-0 | %Eastern Kentucky | 25-11, 25-14, 25-14 |
| 8/30 | W, 3-1 | %Northeastern | 25-18, 22-25, 25-16, 25-10 |
| 9/4 | W, 3-0 | at Seattle | 25-14, 25-19, 25-21 |
| 9/5 | L, 2-3 | #vs. Arizona State | 16-25, 25-17, 25-18, 21-25, 7-15 |
| 9/6 | L, 1-3 | #vs. Kansas State | 13-25, 25-23, 18-25, 18-25 |
| 9/6 | L, 2-3 | #at Portland | 16-25, 28-26, 27-25, 17-25, 6-15 |
| 9/12 | W, 3-0 | §vs. Murray State | 25-23, 25-23, 26-24 |
| 9/12 | L, 1-3 | &at Alabama | 24-26, 25-22, 12-25, 25-27 |
| 9/13 | L, 1-3 | &vs. Samford | 22-25, 25-23, 22-25, 19-25 |
| 9/19 | W, 3-0 | § Georgia Southern | 25-14, 25-20, 25-15 |
| 9/19 | W, 3-0 | § Harvard | 25-15, 25-16, 27-25 |
| 9/20 | W, 3-1 | § Toledo | 25-18, 18-25, 25-21, 25-20 |
| 9/20 | W, 3-0 | § James Madison | 25-22, 26-24, 25-17 |
| 9/26 | L, 1-3 | Notre Dame * | 22-25, 25-21, 21-25, 22-25 |
| 9/28 | W, 3-1 | DePaul * | 23-25, 25-16, 25-17, 25-23 |
| 10/4 | L, 2-3 | at Pittsburgh * | 23-25, 25-27, 25-22, 25-19, 10-15 |
| 10/5 | W, 3-2 | at West Virginia * | 18-25, 25-20, 25-19, 26-28, 15-11 |
| 10/10 | W, 3-0 | Marquette * | 25-21, 25-20, 25-16 |
| 10/12 | L, 1-3 | Syracuse * | 12-25, 23-25, 25-19, 19-25 |
| 10/18 | W, 3-0 | Georgetown * | 25-15, 25-20, 25-16 |
| 10/21 | W, 3-0 | Florida A&M | 25-21, 25-18, 25-15 |
| 10/24 | W, 3-0 | Rutgers * | 25-17, 25-13, 25-19 |
| 10/31 | L, 2-3 | at Cincinnati * | 12-25, 25-21, 25-21, 14-25, 15-17 |
| 11/2 | L, 0-3 | at Louisville * | 25-23, 25-18, 25-18 |
| 11/7 | L, 0-3 | at St. John's * | 18-25, 15-25, 20-25 |
| 11/9 | L, 0-3 | at Connecticut * | 19-25, 19-25, 22-25 |
| 11/14 | W, 3-2 | Seton Hall * | 23-25, 30-28, 25-21, 22-25, 15-8 |
| 11/16 | W, 3-1 | Villanova * | 25-23, 22-25, 25-21, 25-23 |
| 11/21 | L, 0-3 | St. John's! | 16-25, 21-25, 21-25 |
| 11/26 | L, 0-3 | Florida International | 17-25, 15-25, 17-25 |

* BIG EAST Conference Match
! BIG EAST Tournament
% USF Invitational
Portland Nike Invitational
& Crimson Tide Invitational
§ USF Tournament

2009

Record: 18-10 (7-6 Home • 7-3 Road • 4-1 Neutral)
BIG EAST : 9-5/6th (4-3 Home • 5-2 Road)
Coach: Claire Lessinger

| Date | W/L | Opponent | Scores |
|-------|--------|-------------------------|-----------------------------------|
| 8/28 | W, 3-0 | %vs. Prairie View A&M | 25-12, 25-12, 25-8 |
| 8/29 | W, 3-1 | %vs. Florida Gulf Coast | 26-24, 24-26, 25-13, 28-26 |
| 8/29 | W, 3-1 | %at Miami | 25-18, 26-24, 18-25, 25-22 |
| 9/4 | W, 3-0 | #Winthrop | 25-14, 25-14, 25-21 |
| 9/5 | W, 3-0 | #Florida Atlantic | 25-16, 25-12, 25-20 |
| 9/11 | L, 1-3 | &Florida | 13-25, 25-18, 23-25, 10-25 |
| 9/12 | L, 0-3 | &Minnesota | 12-25, 18-25, 10-25 |
| 9/15 | W, 3-0 | at Central Florida | 25-23, 25-23, 25-23 |
| 9/18 | L, 2-3 | §at CofCharleston | 20-25, 25-16, 25-19, 21-25, 7-15 |
| 9/19 | W, 3-0 | §vs. Lafayette | 25-22, 25-21, 25-15 |
| 9/26 | W, 3-1 | at Rutgers * | 25-22, 24-26, 25-18, 25-18 |
| 9/27 | W, 3-0 | at Seton Hall * | 25-21, 25-21, 25-17 |
| 10/2 | L, 2-3 | Connecticut * | 21-25, 16-25, 25-21, 25-21, 13-15 |
| 10/9 | W, 3-0 | West Virginia * | 25-15, 25-19, 25-21 |
| 10/11 | L, 2-3 | Pittsburgh * | 21-25, 25-22, 25-20, 22-25, 9-15 |
| 10/16 | L, 1-3 | at Syracuse * | 25-19, 14-25, 21-25, 20-25 |
| 10/18 | W, 3-2 | at Marquette * | 21-25, 25-15, 25-14, 14-25, 15-13 |
| 10/24 | W, 3-0 | Georgetown * | 25-19, 25-20, 25-22 |
| 10/25 | W, 3-0 | St. John's * | 25-15, 25-11, 29-27 |
| 10/27 | W, 3-1 | FAMU | 25-21, 25-14, 21-25, 25-15 |
| 10/30 | W, 3-0 | at Villanova * | 25-22, 25-17, 25-21 |
| 11/6 | W, 3-0 | Louisville * | 25-14, 25-20, 25-20 |
| 11/8 | L, 0-3 | Cincinnati * | 22-25, 15-25, 23-25 |
| 11/13 | W, 3-0 | at DePaul * | 25-19, 25-14, 25-16 |
| 11/15 | L, 1-3 | at Notre Dame * | 18-25, 25-23, 21-25, 19-25 |
| 11/20 | W, 3-1 | Pittsburgh! | 26-24, 22-25, 25-23, 25-22 |
| 11/21 | L, 0-3 | Cincinnati! | 22-25, 22-25, 17-25 |
| 11/25 | L, 2-3 | Central Florida | 24-26, 25-18, 21-25, 25-23, 6-15 |

* BIG EAST Conference Match
! BIG EAST Tournament
% Hurricane Invitational
Best Western Invitational
& Tampa Twice Tournament
§ Holiday Inn Charleston Riverview Classic

2010

Record: 10-18 (5-5 Home • 3-9 Road • 2-4 Neutral)
BIG EAST : 6-8 (4-3 Home • 2-5 Road)
Coach: Claire Lessinger

| Date | W/L | Opponent | Scores |
|-------|--------|-------------------------|-----------------------------------|
| 8/28 | L, 0-3 | %vs. Florida State | 20-25, 11-25, 21-25 |
| 8/29 | W, 3-0 | %vs. Florida A&M | 25-20, 25-23, 25-21 |
| 9/3 | L, 0-3 | #vs. Ohio State | 15-25, 21-25, 22-25 |
| 9/4 | L, 2-3 | #at Kentucky | 20-25, 22-25, 25-23, 25-21, 10-15 |
| 9/4 | W, 3-1 | #vs. Miami (Ohio) | 20-25, 27-25, 25-22, 25-23 |
| 9/10 | W, 3-0 | &vs. Southeast Missouri | 25-19, 25-18, 25-19 |
| 9/11 | L, 2-3 | &vs. Mississippi St | 20-25, 25-20, 25-23, 16-25, 8-15 |
| 9/11 | L, 0-3 | &vs. Southern Illinois | 15-25, 12-25, 16-25 |
| 9/17 | L, 1-3 | § New Mexico | 25-19, 15-25, 16-25, 13-25 |
| 9/18 | L, 0-3 | § Florida Atlantic | 21-25, 19-25, 20-25 |
| 9/18 | W, 3-2 | § Jacksonville | 25-18, 19-25, 25-14, 24-26, 15-11 |
| 9/24 | W, 3-0 | Marquette* | 25-21, 25-20, 25-23 |
| 9/26 | W, 3-2 | Syracuse* | 25-22, 17-25, 25-12, 22-25, 15-6 |
| 10/1 | L, 0-3 | Notre Dame* | 19-25, 17-25, 20-25 |
| 10/3 | W, 3-1 | DePaul* | 11-25, 27-25, 25-16, 25-19 |
| 10/9 | W, 3-2 | Pittsburgh* | 26-28, 25-21, 23-25, 28-26, 16-14 |
| 10/10 | L, 1-3 | West Virginia* | 25-19, 19-25, 16-25, 16-25 |
| 10/16 | W, 3-2 | Georgetown* | 21-25, 24-26, 25-15, 26-24, 15-10 |
| 10/23 | L, 0-3 | Cincinnati* | 10-25, 9-25, 21-25 |
| 10/24 | L, 2-3 | Louisville* | 15-25, 25-23, 25-20, 17-25, 5-15 |
| 10/29 | W, 3-1 | Seton Hall* | 25-23, 25-23, 25-27, 25-22 |
| 10/31 | L, 2-3 | Rutgers* | 25-19, 17-25, 25-17, 20-25, 16-18 |
| 11/5 | L, 0-3 | St. John's* | 16-25, 23-25, 24-26 |
| 11/7 | L, 0-3 | Connecticut* | 21-25, 20-25, 22-25 |
| 11/11 | L, 0-3 | Florida Gulf Coast | 26-28, 16-25, 18-25 |
| 11/14 | L, 1-3 | Villanova* | 20-25, 25-18, 19-25, 21-25 |
| 11/19 | L, 0-3 | !Cincinnati | 7-25, 13-25, 14-25 |
| 11/27 | L, 0-3 | TCU | 16-25, 18-25, 20-25 |

* BIG EAST Conference Match
! BIG EAST Tournament
% Florida State Tournament
Kentucky Tournament
& Southern Illinois Tournament
§ Hilton Garden Inn Tournament

YEAR-BY-YEAR RESULTS

2011

Record: 12-16 (6-7 Home • 4-7 Road • 2-2 Neutral)
BIG EAST • 7-7 (4-4 Home • 3-3 Road)
Coach: Claire Lessinger

| Date | W/L | Opponent | Scores |
|-------|--------|-------------------------|-----------------------------------|
| 8/26 | L, 1-3 | %at New Mexico | 29-27, 19-25, 19-25, 21-25 |
| 8/27 | L, 0-3 | %vs. New Mexico St | 18-25, 18-25, 17-25 |
| 9/2 | L, 1-3 | #Eastern Kentucky | 22-25, 19-25, 25-17, 26-28 |
| 9/3 | L, 2-3 | #MD East. Shore | 25-15, 25-19, 23-25, 20-25, 12-15 |
| 9/3 | L, 0-1 | #Bowling Green | 24-26, 25-27, 23-25 |
| 9/4 | W, 3-0 | #Bethune-Cookman | 25-16, 25-14, 25-22 |
| 9/10 | W, 3-0 | &vs. Florida Atlantic | 25-11, 25-13, 25-18 |
| 9/11 | W, 3-0 | &vs. UNC Greensboro | 31-29, 25-20, 25-16 |
| 9/11 | W, 3-1 | &at UCF | 11-25, 26-24, 27-25, 25-21 |
| 9/16 | L, 0-3 | \$at Wisconsin | 17-25, 10-25, 12-25 |
| 9/17 | L, 1-3 | \$vs. Western Michigan | 25-21, 17-25, 25-27, 15-25 |
| 9/18 | L, 0-3 | at Northern Illinois | 19-25, 17-25, 20-25 |
| 9/23 | W, 3-2 | at Syracuse* | 21-25, 22-25, 29-27, 29-27, 15-12 |
| 9/25 | L, 1-3 | at Marquette* | 17-25, 25-23, 19-25, 17-25 |
| 10/1 | W, 3-0 | Rutgers* | 25-19, 25-10, 25-22 |
| 10/2 | L, 1-3 | Seton Hall* | 21-25, 25-20, 21-25, 21-25 |
| 10/7 | W, 3-2 | UCONN* | 23-25, 25-19, 25-18, 20-25, 21-19 |
| 10/9 | W, 3-2 | St. John's* | 21-25, 27-25, 20-25, 25-19, 15-7 |
| 10/12 | L, 0-3 | \$at Florida Gulf Coast | 22-25, 23-25, 19-25 |
| 10/21 | W, 3-0 | at DePaul Blue Demons* | 25-16, 25-15, 25-16 |
| 10/23 | L, 0-3 | at Notre Dame* | 23-25, 17-25, 19-25 |
| 10/28 | L, 0-3 | Louisville* | 23-25, 14-25, 23-25 |
| 10/30 | L, 1-3 | Cincinnati* | 17-25, 28-26, 19-25, 21-25 |
| 11/4 | L, 1-3 | Villanova* | 22-25, 25-20, 20-25, 23-25 |
| 11/4 | W, 3-0 | Georgetown* | 25-17, 25-22, 25-21 |
| 11/12 | W, 3-2 | at West Virginia* | 25-15, 25-23, 15-25, 23-25, 15-11 |
| 11/13 | L, 1-3 | at Pittsburgh* | 24-26, 25-23, 23-25, 19-25 |
| 11/23 | W, 3-1 | Florida A&M | 25-15, 21-25, 25-17, 25-21 |

* BIG EAST Conference Match
 % New Mexico Invite
 # USF Volleyball Invitational
 & UCF Invitational
 \$ Wisconsin InnTowner Challenge

2012

Record: 17-15 (11-5 Home • 3-7 Road • 3-3 Neutral)
BIG EAST • 7-8(5-2 Home • 2-6 Road)
Coach: Courtney Draper

| Date | W/L | Opponent | Scores |
|-------|--------|----------------------|-------------------------------|
| 8/24 | L, 0-3 | %Wisconsin | 25-17,25-23,25-22 |
| 8/25 | L, 0-3 | %Creighton | 25-18,25-22,25-23 |
| 8/26 | W, 3-2 | %UCF | 25-23,25-27,19-25,25-23,13-15 |
| 8/31 | L, 1-3 | #at NC State | 23-25,19-25,27-29,20-25 |
| 9/1 | W, 3-0 | #vs. VCU | 10-25,20-25,18-25 |
| 9/1 | L, 2-3 | #vs. Kent State | 24-26,24-26,25-22,25-23,15-13 |
| 9/7 | L, 2-3 | &vs. SE Missouri St. | 25-19,24-26,20-25,25-22,15-9 |
| 9/8 | W, 3-1 | &vs. Evansville | 19-25,22-25,23-25,13-25 |
| 9/8 | W, 3-0 | &at Saint Louis | 25-20,25-21,27-25 |
| 9/14 | W, 3-1 | \$James Madison | 25-18,14-25,21-25,16-25 |
| 9/15 | W, 3-0 | \$Bethune-Cookman | 16-25,18-25,18-25 |
| 9/16 | W, 3-0 | \$FIU | 16-25,24-26,18-25 |
| 9/18 | W, 3-1 | FGCU | 14-25,21-25,25-17,16-25 |
| 9/22 | W, 3-1 | at Rutgers* | 21-25,28-26,27-25,25-21 |
| 9/23 | L, 1-3 | at Seton Hall* | 20-25,20-25,25-22,22-25 |
| 9/28 | L, 1-3 | Louisville* | 20-25,25-18,25-20,25-23 |
| 9/30 | W, 3-2 | Cincinnati* | 25-20,17-25,19-25,25-23,19-21 |
| 10/5 | L, 2-3 | at Syracuse* | 19-25,25-17,25-15,23-25,14-16 |
| 10/7 | L, 2-3 | at Marquette* | 11-25,29-31,21-25,25-28,12-15 |
| 10/12 | W, 3-0 | Villanova* | 16-25,23-25,21-25 |
| 10/14 | W, 3-2 | Georgetown* | 15-25,25-17,13-25,25-18,10-15 |
| 10/19 | L, 2-3 | Conneticut* | 19-25,24-26,25-22,25-21,15-13 |
| 10/21 | W, 3-1 | St. John's* | 17-25,25-21,24-26,12-25 |
| 10/26 | L, 1-3 | at DePaul* | 25-21,20-25,14-25,22-25 |
| 10/28 | L, 0-3 | at Notre Dame* | 20-25,12-25,21-25 |
| 11/3 | W, 3-2 | at Pittsburgh* | 25-23,25-27,21-25,25-19,15-12 |
| 11/6 | W, 3-0 | FAMU | 23-25,22-25,22-25 |
| 11/9 | L, 1-3 | at Conneticut* | 21-25,23-25,25-13,19-25 |
| 11/11 | W,3-0 | Georgetown* | 15-25,23-25,22-25 |
| 11/16 | W,3-1 | !Notre Dame | 25-17,18-25,25-23,25-19 |
| 11/17 | L, 1-3 | !Marquette | 16-25,20-25,27-25,22-25 |
| 11/24 | L, 0-3 | Central Michigan | 16-25,20-25,27-25,22-25 |

* BIG EAST Conference Match
 ! BIG EAST Tournament
 % USF Invitational
 # NC State Invitational
 & St. Louis Tournament
 \$ USF Tournament

2013

Record: 17-15 (9-7 Home • 7-5 Road • 1-3 Neutral)
AAC • 11-7 (5-4 Home • 6-3 Road)
Coach: Courtney Draper

| Date | W/L | Opponent | Scores |
|-------|--------|------------------------|-------------------------------|
| 8/30 | L, 1-3 | %Miami | 25-27,25-22,21-25,16-25 |
| 8/30 | W, 3-0 | %Citadel | 25-18,25-19,25-12 |
| 8/31 | W, 3-1 | %Austin Peay | 25-22,22-25,25-19,25-12 |
| 8/31 | W, 3-2 | %Ball State | 28-26,18-25,25-21,14-25,18-16 |
| 9/6 | L, 0-3 | &vs. California | 17-25,20-25,20-25 |
| 9/7 | L, 0-3 | &at #19 Creighton | 15-25,22-25,14-25 |
| 9/7 | L, 1-3 | &vs. Northern Colorado | 25-11,17-25,24-26,21-25 |
| 9/10 | W, 3-1 | at Florida Gulf Coast | 19-25,25-18,25-20,25-12 |
| 9/13 | L, 2-3 | #Pittsburgh | 25-20,22-25,25-22,13-25,8-15 |
| 9/14 | W, 3-0 | #FAU | 25-22,25-18,25-20 |
| 9/14 | L, 0-3 | ##22 Purdue | 12-25,21-25,19-25 |
| 9/20 | L, 2-3 | \$at Northwestern | 25-22,25-19,16-25,21-25,7-15 |
| 9/20 | L, 0-3 | \$vs. IUPUI | 19-25,19-25,23-25 |
| 9/21 | W, 3-1 | \$vs. Miami (OH) | 25-15,26-24,20-25,25-17 |
| 9/27 | L, 0-3 | at UCF* | 22-25,22-25,23-25 |
| 10/4 | W, 3-0 | Rutgers* | 25-12,25-17,25-11 |
| 10/6 | W, 3-0 | UConn* | 25-17,25-20,27-15 |
| 10/11 | L, 0-3 | at Louisville* | 20-25,22-25,19-25 |
| 10/13 | W, 3-2 | at Cincinnati* | 22-25,23-25,25-22,25-19,18-16 |
| 10/17 | W, 3-2 | at SMU* | 25-17,14-25,15-25,25-21,15-10 |
| 10/20 | W, 3-1 | at Houston* | 21-25,25-22,25-22,25-19 |
| 10.25 | W, 3-1 | Memphis* | 25-23,25-20,23-25,25-19 |
| 10/27 | W, 3-0 | Temple* | 25-21,25-21,25-23 |
| 11/1 | L, 0-3 | UCF* | 23-25,19-25,23-25 |
| 11/8 | W, 3-0 | at UConn* | 25-18,25-21,27-25 |
| 11/10 | W, 3-1 | at Rutgers* | 25-14,25-20,22-25,25-22 |
| 11/15 | L, 2-3 | Cincinnati* | 25-16,25-19,23-25,19-25,10-15 |
| 11/17 | L, 0-3 | Louisville* | 15-25,16-25,23-25 |
| 11/22 | W, 3-1 | Houston* | 20-25,25-11,25-19,25-23 |
| 11/24 | L, 0-3 | SMU* | 14-25,20-25,16-25 |
| 11/27 | W, 3-1 | at Temple* | 25-23,24-26,25-20,25-15 |
| 11/29 | L, 2-3 | at Memphis* | 25-23,24-26,22-25,25-23,13-15 |

* American Athletic Conference Match
 % USF Volleyball Tournament
 & Blue Jay Invitational
 # USF Volleyball Invitational
 \$Wildcat Invitational

\$ Pitt Panther Invitational

YEAR-BY-YEAR RESULTS

2014

Record: 14-18 (6-7 Home • 5-8 Road • 3-3 Neutral)

AAC: 8-12 (4-6 Home • 4-6 Road)

Coach: Courtney Draper

| Date | W/L | Opponent | Scores |
|-------|--------|-------------------------|-----------------------------------|
| 8/29 | L, 0-3 | &at #8 Purdue | 17-25,22-25,23-25 |
| 8/29 | L, 1-3 | &vs. LSU | 16-25,25-21,25-22,25-18 |
| 8/30 | L, 0-3 | &vs. #14 San Diego | 18-25,21-25,23-25 |
| 9/5 | W, 3-2 | %vs. Buffalo | 23-25,25-18,12-25,31-29,14-16 |
| 9/5 | L, 1-3 | %vs. FIU | 25-22,25-21,15-25,24-20 |
| 9/7 | W, 3-0 | %vs. South Carolina St. | 19-25,18-25,14-25 |
| 9/12 | L, 2-3 | #vs. Winthrop | 25-22, 23-25, 26-24, 23-25, 10-15 |
| 9/13 | W, 3-1 | #vs. Troy | 19-25, 25-22, 25-15, 25-17 |
| 9/13 | W, 3-2 | #at Auburn | 25-22, 25-22, 31-33, 15-25, 15-13 |
| 9/19 | L, 1-3 | \$at Pittsburg | 26-24, 16-25, 13-25, 18-25 |
| 9/20 | W, 3-2 | \$vs. Delaware | 25-22, 25-20, 20-25, 19-25, 15-10 |
| 9/20 | W, 3-0 | \$vs. Sacred Heart | 25-18, 25-16, 25-21 |
| 9/26 | W, 3-1 | at Tulsa* | 25-22, 22-25, 25-22, 25-19 |
| 9/28 | L, 0-3 | at SMU* | 18-25, 23-25, 21-25 |
| 10/3 | W, 3-1 | vs. UConn* | 25-21, 25-19, 18-25, 25-16 |
| 10/5 | L, 0-3 | vs. Temple* | 20-25, 14-25, 20-25 |
| 10/8 | L, 1-3 | vs. UCF* | 25-19, 21-25, 27-25, 24-26 |
| 10/10 | L, 1-3 | at East Carolina* | 18-25, 25-7, 20-25, 21-25 |
| 10/17 | L, 2-3 | at Cincinnati* | 17-25, 25-19, 25-10, 17-25, 11-15 |
| 10/19 | L, 0-3 | at Memphis* | 17-25, 17-25, 15-25 |
| 10/24 | W, 3-0 | vs. Tulane* | 25-17, 25-18, 25-15 |
| 10/26 | L, 1-3 | vs. Houston* | 25-19, 24-26, 29-31, 23-25 |
| 10/29 | L, 2-3 | at UCF* | 19-25, 19-25, 25-21, 26-24, 8-15 |
| 11/2 | W, 3-1 | vs. East Carolina* | 23-25, 25-18, 25-20, 25-22 |
| 11/7 | L, 0-3 | at Temple* | 23-25, 18-25, 21-25 |
| 11/9 | W, 3-1 | at UConn* | 25-19, 24-26, 28-26, 25-19 |
| 11/14 | L, 1-3 | vs. SMU* | 24-16, 25-20, 21-25, 10-25 |
| 11/16 | L, 0-3 | vs. Tulsa* | 24-26, 17-25, 19-25 |
| 11/21 | W, 3-1 | at Houston* | 25-17, 27-25, 24-26, 26-24 |
| 11/23 | W, 3-2 | at Tulane* | 15-25, 25-22, 24-26, 25-23, 15-12 |
| 11/26 | L, 2-3 | vs. Memphis* | 25-23, 25-14, 24-26, 16-25, 8-15 |
| 11/28 | W, 3-2 | vs. Cincinnati* | 19-25, 25-16, 16-25, 25-19, 15-6 |

*American Athletic Conference Match
 % USF Invitational
 & Mortor Board Premier
 # Active Ankle Challenge
 \$ Pitt Panther Invitational

2015

Record: 11-21(5-11 Home • 4-8 Road • 2-2 Neutral)

AAC: 8-12 (4-6 Home • 4-6 Road)

Coach: Courtney Draper

| Date | W/L | Opponent | Scores |
|-------|--------|--------------------|-------------------------------|
| 8/28 | W, 3-0 | &vs. Alabama A&M | 25-13,25-9,25-16 |
| 8/29 | W, 3-0 | &vs. North Florida | 25-19,25-22,25-17 |
| 8/29 | L, 0-3 | &at FIU | 17-25,24-26,19-25 |
| 9/4 | L, 0-3 | \$Arkansas State | 26-28,24-26,24-26 |
| 9/5 | L, 0-3 | \$FGCU | 15-25,14-25,25-27 |
| 9/5 | L, 1-3 | \$Missouri | 25-22,24-26,19-25,27-29 |
| 9/11 | L, 1-3 | #vs. Georgia Tech | 21-25,17-25,25-23,23-25 |
| 9/12 | L, 0-3 | #at #5 Nebraska | 13-25,21-25,25-27 |
| 9/12 | L, 0-3 | #vs. UC Davis | 23-25,17-25,21-25 |
| 9/19 | L, 0-3 | %Auburn | 17-25,14-25,21-25 |
| 9/19 | L, 0-3 | %#1 Penn State | 19-25,6-25,18-25 |
| 9/20 | W, 3-0 | FAMU | 25-21,25-20,26-24 |
| 9/25 | L, 0-3 | Temple* | 17-25,14-25,21-25 |
| 9/27 | W, 3-1 | UConn* | 25-23,16-25,25-20,25-16 |
| 10/2 | L, 2-3 | Houston* | 25-21,21-25,18-25,27-25,15-13 |
| 10/4 | W, 3-2 | Tulane* | 19-25,19-25,25-21,25-16,15-11 |
| 10/9 | W, 3-1 | at Memphis* | 25-22,23-25,25-19,25-17 |
| 10/11 | L, 1-3 | at Cincinnati* | 24-26,16-25,25-22,23-25 |
| 10/16 | L, 1-3 | Tulsa* | 22-25,13-25,25-22,26-28 |
| 10/18 | L, 1-3 | SMU* | 25-23,17-25,22-25,23-25 |
| 10/21 | L, 1-3 | at UCF* | 25-16,19-25,18-25,20-25 |
| 10/25 | W, 3-0 | at East Carolina * | 25-17,25-21,25-19 |
| 10/30 | L, 2-3 | at Tulane* | 25-14,25-27,21-25,25-23,13-15 |
| 11/6 | W, 3-0 | East Carolina * | 25-19,25-21,25-20 |
| 11/13 | L, 0-3 | at UConn* | 19-25,20-25,20-25 |
| 11/15 | L, 0-3 | at Temple* | 14-25,20-25,23-25 |
| 11/20 | L, 1-3 | Cincinnati* | 22-25,25-19,22-25,22-25 |
| 11/22 | W, 3-1 | Memphis* | 25-12,25-19,22-25,26-24 |
| 11/25 | W, 3-1 | at SMU* | 25-20,25-23,23-25,25-22 |
| 11/27 | L, 0-3 | at Tulsa* | 18-25,18-25,21-25 |

*American Athletic Conference Match
 % USF Invitational
 & Panther Challenge
 # Ameritas Players Challenge
 \$ USF Classic

USF PRESIDENT - DR. JUDY GENSHAFT

2016 USF VOLLEYBALL



Dr. Judy Genshaft was named president of the University of South Florida System in 2000, and during her tenure has led USF to become one of the fastest growing research universities in the nation with a rapidly expanding international reputation for academics, research, invention and innovation. With its strong commitment to applied research, USF has been instrumental in the economic development of the Tampa Bay region as well as playing an influential leadership role among American universities.

Under President Genshaft's leadership, USF has been recognized as a top 25 public research university as ranked by the National Science Foundation, with an annual budget of more than \$1.8 billion and an annual regional economic impact of more than \$4.4 billion. With campuses in Tampa, St.

Petersburg and Sarasota-Manatee, the USF System serves more than 48,000 students in more than 240 degree programs on the undergraduate, masters, specialist and doctoral levels, including the doctor of medicine and pharmacy.

President Genshaft has been instrumental in economic development efforts in the Tampa Bay region, serving as chair of three critical development engines: The Greater Tampa Chamber of Commerce, Tampa Bay Partnership and the Greater Tampa Chamber of Commerce Committee of 100. The university has been a catalyst for economic development through USF's collaboration with local and state governments as well as regional business leaders. President Genshaft has focused on partnering university research, which has grown from \$186 million in annual funding to more than \$440 million in 2014-15. President Genshaft has played a leading role in recruiting major international institutions to expand in the area.

Nationally, President Genshaft has served as Chair for the American Council on Education and as a member of the Association of Public and Land-grant Universities Board of Directors. In 2010, President Genshaft made history when she became the first woman to chair the National Collegiate Athletic Association (NCAA) Division I Board. She is also a past chair of the American Athletic Conference Council of Presidents.

President Genshaft has been lauded by both professional organizations and community groups throughout her career, and is one of the region's most well-regarded leaders.



She has been inducted into the 2008 Tampa Bay Business Hall of Fame and recognized by the Tampa Chamber with the 2015 Dottie Berger MacKinnon Woman of the Influence Award, and the Tampa Bay Business Journal as the 2007 Business Woman of the Year. She has received the Tampa World Trade Center's Betty Castor Lifetime Achievement Award, Florida Economic Council's Richard L. McLaughlin Award, was the recipient of the Amiga Award for Non-Hispanic women whose outstanding efforts have improved the quality of life in the Hispanic community and the inaugural Community Sports Leader of the Year Award, Tampa Bay Sneaker Soiree from the Tampa Bay Sports Commission. In 2014, the Foundation Fighting Blindness presented President Genshaft with the organization's Visionary Award.

This year, President Genshaft has been recognized nationally by the National Association of Collegiate Women Athletics Administrators as the recipient of the Dr. Claire Van Ummersen Presidential Leadership Award and by the Association of Public and Land-grant Universities Commission on International Initiatives with the Michael P. Malone International Leadership Award. Closer to home, President Genshaft was the recipient of the Boy Scouts of America Greater Tampa Bay Area Council's Distinguished Citizen Award and the Junior Achievement of Tampa Bay's Spirit of Achievement Award.

President Genshaft is a native of Ohio and earned her baccalaureate degree at the University of Wisconsin-Madison and both her Masters and Doctoral degrees from Kent State University. The author or co-author of more than 60 journal articles, President Genshaft has edited and authored three books on gifted education and assessment and also contributed chapters, essays and articles to more than 20 books, journals and publications on current topics in higher education leadership.



USF DIRECTOR OF ATHLETICS - MARK HARLAN



Since assuming the helm of USF Athletics in March of 2014, Mark Harlan has energized Bulls Nation, implemented a five-year strategic plan, and established a “winning” mentality that emphasizes achievement in competition, the classroom and the community across USF’s 19 sports programs.

A Los Angeles native with more than 20 years of athletics administration experience at four universities, Harlan’s has focused on providing an extraordinary experience for all USF student-athletes and pushing the department beyond its limits. Harlan has streamlined the Athletic Department’s structure and operations, while implementing five key values – commitment, community, excellence, innovation and integrity – to elevate every sports program.

Since arriving in Tampa, Harlan has overseen USF’s implementation of NCAA cost of attendance measures as well as additional nutrition opportunities for student-athletes that keep the USF Athletics experience competitive on a national level. In 2016, his five-year strategic plan – focused on academic excellence, competitive greatness, brand enhancement, expanded revenue sources and facility improvements – was approved by the University’s Board of Trustees.

In the 2016 Learfield Sports Director’s Cup, the across-the-board measurement of athletic department performance, the Bulls earned a record 350 points, well above the mark set in 2001. In 2015, Harlan helped guide the Bulls to the highest Learfield finish among American Athletic Conference schools.

USF has logged seven conference titles since Harlan’s arrival in the spring of 2014 and six programs have achieved Top 25 recognition. The men’s golf and men’s tennis teams posted the program’s best-ever NCAA Championship finishes, reaching the final eight and Sweet 16, respectively, in 2015. The women’s basketball program achieved its first-ever national ranking while making back-to-back NCAA Tournament appearances for the first time ever. The football program began a surge that saw it post an 8-5 record in 2015 and return to a bowl game for the first time since 2010, while setting the groundwork for a team that returns 93 percent of its offense in 2016.

Off the field, USF student-athletes posted a best-ever combined grade-point average of 3.085 for the 2015-16 academic period with 249 student-athletes earning a 3.0 GPA or higher during spring 2016. The student-athlete academic achievement in 2016 follows the best-ever 83 percent Graduation Success Rate (GSR) in 2014 and 2015.

USF student-athletes and staff have also had an increased presence in the Tampa Bay region, through charity and outreach events. Working with more than 50 community partners, USF student-athletes logged a record 3,946 hours of service over the 2015-16 academic period.

Harlan also oversaw a broad repositioning of the Bulls Athletic brand. USF launched a redesigned and mobile optimized GoUSFBulls.com in 2015 and committed to top-level social media engagement, which has been recognized among the best in collegiate athletics. USF also invested in the production of cutting edge coaches’ television shows that were named finalists for SVG/NACDA College Sports Media Awards and engaged in a partnership with the University’s Communications and Marketing department that has produced a nationally recognized, compelling and cohesive brand projection across multiple platforms.

Harlan is responsible for a USF Athletics Department with 19 men’s and women’s varsity teams, 18 of which compete in the American Athletic Conference, and boasts nearly 500 student-athletes and an annual budget of approximately \$46 million. He was appointed to serve on the NCAA Division I Competition Oversight Committee in April of 2015. In that capacity, he serves on one of seven national committees reporting directly to the NCAA

Division I Council in the NCAA’s new governance structure. The committees are tasked with addressing challenges and enhancing opportunities for the 175,000 student-athletes participating at the Division I level. He also serves as the Vice President the America Athletic Conference Athletic Directors as well as playing a key role in the conference’s strategic plan development.

Harlan came to USF after previously serving as Senior Associate Athletic Director for External Relations at UCLA, where he played a key role in successes on the field and in the classroom.

In his role at UCLA, Harlan helped guide a 25-sport athletic department with more than 700 student-athletes and a budget of approximately \$80 million. With oversight that included the men’s basketball program, athletic department development, communications, marketing, ticket sales, sponsorships, multimedia rights and alumni affairs, Harlan also played an integral role in all major initiatives and coaching hires, including the recent high-profile additions of men’s basketball coach Steve Alford and football coach Jim Mora.

Harlan’s accomplishments at UCLA, which he joined in 2010, included assisting with raising more than \$125 million in annual fund and campaign gifts. Successfully managing a 2012 completion to the \$137 million campaign to renovate iconic Pauley Pavilion, he also reorganized the structure of the major giving program and annual fund, leading to a record number of donors and dollars raised in 2013.

Heavily involved in the negotiations with the City of Pasadena to enable a \$200 million renovation of the Rose Bowl Stadium, in his four years at UCLA, the Bruins won 11 Pac-12 Conference championships and four national championships. In addition, UCLA’s student-athlete graduation rate stood at 87 percent, second in the Pac-12 Conference behind only Stanford, upon his departure.

Prior to his time at UCLA, Harlan also achieved great success at another Pac-12 institution, serving as the Senior Vice President for Central Development at the University of Arizona Foundation. While there, the Foundation recorded two record years in dollars raised and number of gifts on behalf of the university.

Harlan has also served in Associate Athletic Director roles at San Jose State and Northern Colorado. At SJSU, he successfully negotiated a comprehensive television rights deal. While working closely with football coach Dick Tomey, Harlan helped nearly double ticket sales in 2005 and 2006. At Northern Colorado, he played a key part in the school’s transition to Division I and the Big Sky Conference.

Harlan earned a bachelor’s degree in Political Science and a master’s degree in Education from Arizona. He and his wife, Carolyn, and their two children, Savannah, 11, and Austin, 7, reside in south Tampa.



Harlan Family: Savannah, Austin, Mark and Carolyn.

- OUTLOOK
- COACHES
- PLAYERS
- REVIEW
- RECORDS
- HISTORY
- USF
- MEDIA

2015-16 USF ATHLETICS STAFF

SENIOR STAFF



MARK HARLAN
Director of Athletics



BARRY CLEMENTS
Executive Deputy
Director of Athletics



SCOTT KULL
Deputy Director of Athletics
External Operations



JOCELYN FISHER
Senior Associate AD
Senior Woman Administrator



SCOTT GLASER
Senior Associate AD
Facilities & Event Management



ANDREW GOODRICH
Senior Associate AD
External Relations



YULANDER WELLS JR.
Senior Associate AD
Finance/CFO

ASSOCIATE & ASSISTANT DIRECTORS



TIM ANDERSON
Associate Director of
Athletics/Academics



MARQUITA ARMSTEAD
Associate Director of
Athletics/Compliance



JIM FEE
Associate Director of Athletics/
Events and Championships



JEREMY LEES
Assistant Director of Athlet-
ics/Equipment Operations



JODIE LIBADISOS
Associate Director of Athletics/
Student Athlete Advancement




JIM LOUK
Associate Director of
Athletics/Broadcast &
Communications



GALE ONA
Assistant Director of
Athletics/Human Resources



LEOLO PRADO
Associate Director of Athletics/Ad-
ministration & External Services



ADAM SCHEMM
Assistant Director of
Athletics/Marketing



RALPH SHICK
Assistant Director of
Athletics/Compliance



BRIAN SIEGRIST
Associate Director of
Athletics/Communications



STEVE WALZ
Associate Director of
Athletics/Sports Medicine

NOT PICTURED

ASHLEY LEKO - Assistant Director of Athletics/Business and Finance

2015-16 USF ATHLETICS STAFF

USF ATHLETICS HEAD COACHES



ORLANDO ANTIGUA
Men's Basketball



STEVE BRADLEY
Men's Golf



WARREN BYE
Track and Field



COURTNEY DRAPER
Volleyball



KEN ERIKSEN
Softball



JOSE FERNANDEZ
Women's Basketball



ASHLEY FISHER
Men's Tennis



ALLISON JOLLY
Sailing



GEORGE KIEFER
Men's Soccer



MARK KINGSTON
Baseball



CRISTINA MOROS
Women's Tennis



TIFFANY PRATS
Women's Golf



DENA REIF
Cross Country



DENISE SCHILTE-BROWN
Women's Soccer



WILLIE TAGGART
Football



AMERICAN ATHLETIC CONFERENCE

2016 USF VOLLEYBALL



The American Athletic Conference consists of 12 prestigious institutions: the University of Central Florida, the University of Cincinnati, East Carolina University, the University of Connecticut, the University of Houston, the University of Memphis, the U.S. Naval Academy (in football only), the University of South Florida, Southern Methodist University, Temple University, Tulane University and the University of Tulsa.

Under the leadership of commissioner Mike Aresco, the American Athletic Conference has written an impressive list of accomplishments, both in the competitive arena and the classroom.

In the course of its first three seasons, the American Athletic Conference has taken its place at the forefront of intercollegiate athletics, among the elite Division I FBS conferences.

The league has produced four NCAA championship teams – UConn men's basketball in 2014 and UConn women's basketball in 2014, 2015 and 2016 – two New Year's Six bowl champions, and two individuals who have won NCAA titles, most recently SMU's Bryson Dechambeau, who was the 2015 national champion in men's golf.

In football, three American Athletic Conference teams were in the final College Football Playoff rankings of 2015, while two teams from The American were ranked in the top 20 of the final national polls in both 2013 and 2015. Eight of The American's 12 football teams played in bowl games to cap the 2015 season as Houston defeated Florida State in the Chick-Fil-A Peach Bowl and Navy beat Pittsburgh in the Military Bowl. Houston's finish at No. 8 nationally gave The American a top-10 team in the final national polls for the second time in the league's three seasons. UCF finished No. 10 in the 2013 rankings after the Knights' Fiesta Bowl win against Baylor.

In 2014, The American had the best men's basketball postseason record of any league, when conference teams were a combined 13-4, and sent four teams to the 2016 NCAA Championship. Teams from The American have registered top-10 national rankings in football, men's basketball, women's basketball, baseball, men's soccer, men's golf, and men's track and field.

Individual teams in The American have enjoyed unprecedented success since the conference's formation. Houston went 13-1 in the 2015 football season, setting a school record for wins, while Navy won a program-record 11 games in its first season in the conference. The 2014 season saw Memphis finish with 10 wins in football for the first time since 1938, while Temple enjoyed its first 10-win season in 2015.

That kind of success has led to an across-the-board increase in football attendance. The American Athletic Conference had four of the top six teams in average attendance gain from 2015 to 2016, while the conference as a whole realized a 9.1-percent increase at the turnstiles. Cincinnati, Houston

and Temple all set single-game attendance records at their respective facilities

Under The American's banner, UCF and Houston have both achieved top-10 rankings in baseball in the past two years. USF finished the 2014-15 season at No. 8 in the final men's golf national ranking. The UConn women's basketball team won its NCAA-record ninth, 10th and 11th national championships.

American Athletic Conference student-athletes have distinguished themselves in all facets of intercollegiate athletics. Temple linebacker Tyler Matakevich won the Bednarik Award and the Nagurski Trophy as the nation's top defensive player in 2015, while Navy quarterback Keenan Reynolds finished fifth in the Heisman Trophy voting. UConn basketball standout Breanna Stewart finished her career as the most decorated player in college basketball history as she was chosen as the consensus national player of the year for the third time and became the first player to be named four times as the Most Outstanding Player at the Final Four.

Reynolds and Stewart were selected as the winners of the 2016 AAU James E. Sullivan Award as the nation's top amateur athletes, marking only the second time in the 86-year history of the award that multiple winners were chosen.

The American Athletic Conference holds media rights partnerships with ESPN and CBS Sports which provide the conference with outstanding national exposure on the two industry leaders in sports television. The football portion of the contract calls for nearly 90 percent of conference-controlled games on national broadcast or national cable platforms. The first American Athletic Conference Football Championship, which was played in 2015, was carried ABC as part of Championship Saturday.

American Athletic Conference teams have access to the pinnacle of college football's postseason structure. An American representative would be chosen for the College Football Playoff semifinals if it is among the top four teams in the CFP selection committee's final ranking. Otherwise, the league would place its champion in a New Year's Bowl if it is ranked higher than the champions of Conference USA, the Mid-American Conference, the Mountain West Conference and the Sun Belt Conference.

Additionally, The American holds primary or secondary partnerships with 12 bowls for the current six-year cycle, ensuring multiple annual matchups against the nation's top conferences and providing desirable postseason destinations to member institutions and their fans.

The American Athletic Conference serves its membership from a state-of-the-art office located in Providence, R.I. The location of the conference headquarters – just steps from the city's Amtrak station and 10 minutes from T.F. Green International Airport – gives the conference easy access to its member schools.

The conference headquarters is equipped with a complete video production studio, which serves as the home of The American Digital Network, and small- and large-scale meeting rooms to accommodate the many coaches' and administrators' meetings held on-site each year.



2016 American Athletic Conference Champions

The Bulls took home three team titles during the 2015-16 athletic season. The men's golf team won its second American Athletic Conference title while the men's tennis team won the conference for the third consecutive season and softball claimed its first American title. Overall, USF has won eight team championships since joining the conference in 2013.



USF ATHLETIC COMMUNICATIONS

STAFF



BRIAN SIEGRIST
Associate Director
of Athletics
Communications Director



STEVEN SCHOON
Assistant Director
of Communications



MIKE RADOMSKI
Assistant Director
of Communications



ERIN BEAN
Assistant Director
of Communications



TOM ZEBOLD
Senior Writer/
Assistant Director
of Communications



LINDSEY MORRISON
Communications
Assistant

2016 USF VOLLEYBALL

CREDENTIAL REQUESTS

To obtain credentials for a USF home contest, please make the request via email to Assistant Director of Communications Mike Radomski at mradomski@usf.edu. Passes are limited to working media only. Passes may be picked up at the USF Baseball Stadium on gameday beginning 90 minutes before first pitch.

DOWNLOADABLE VIDEO

USF will supply downloadable video of press conferences, media accesses, post-game interviews and game highlights throughout the year via a dedicated Dropbox account. Media wishing to utilize these video elements should contact the USF Communications office to be added to the distribution list for Dropbox invitation.

INTERNET ACCESS

Wireless internet access is available throughout the Sun Dome/The Corral. Use the "USF Guest" network and follow the simple steps to be connected. It will ask for a phone number or email in order to provide a password. The access is valid for 24 hours. The wireless connection works in the arena as well as the media room. Wired connections are also available in the media room.

INTERVIEW POLICIES

Under no circumstances should media members contact USF coaches or student-athletes without prior consent and approval from Assistant Director of Communications Mike Radomski. The same policy applies to the family members of student-athletes. To request interviews outside of regularly-scheduled availabilities, please contact the USF Communications department at least 24 hours in advance.

Coach Courtney Draper and selected players are available for interviews during the week.

NOTES/STATS

Updated notes and statistics are maintained on the volleyball page of the Bulls' website at www.GoUSFBulls.com. A printed copy of notes are provided in the media room.

PARKING

Parking is free in lot 22F directly across the street from the USF Sun Dome in front of Gate B of the USF Sun Dome.

PHOTOGRAPHERS

Photographers are free to shoot from anywhere in the arena other than the court or bench areas

POSTGAME

Postgame interviews will take place in left field approximately 5-10 minutes following the final game of the day. Selected players will speak first followed by Coach Draper.

STATISTICAL SERVICES

Box scores will be available postgame. USF uses StatBroadcast to display live statistics. All that's needed is a computer and an internet connection. Once connected to the internet, visit <http://southflorida.statbroadcast.com> and click on the game listed. This service is for media use only. Please do not share this link with the public in any way.

OTHER WAYS TO FOLLOW THE BULLS

Media and fans alike can follow the Bulls on Twitter, Instagram, Facebook and YouTube.
On Twitter: @USFVolleyball
On Instagram: @USFVolleyball
On Facebook: Facebook.com/USFVB
On the web: GoUSFBulls.com

USF ATHLETIC COMMUNICATIONS

4202 E. Fowler Ave., ATH 100,
Tampa, FL 33620
OFFICE: 813-974-2125
FAX: 813-974-5328

Brian Siegrist
Associate AD for Communications
O: (813) 974-4086
C: (813)-293-3897
E: siegrist@usf.edu

Mike Radomski
Assistant Director of Communications
O: (813) 974-7099
C: (813) 285-0605
E: MRadomski@usf.edu

Website: www.GoUSFBulls.com

We Are USF

When referring to the University please be aware of the following policy regarding usage.

First references to the school and its intercollegiate athletics program should always be the University of South Florida.

The only secondary reference used should be USF or Bulls.

Please refrain from using South Florida, S. Florida, South Fla. or any other similar combination.

OUTLOOK
COACHES
PLAYERS
REVIEW
RECORDS
HISTORY
USF
MEDIA

2016 USF VOLLEYBALL HOME SCHEDULE

| | | | | | |
|----------|------------------|-----------|---------|----------------|--------|
| SEPT. 2 | WESTERN CAROLINA | 1 p.m. | OCT. 9 | HOUSTON* | 1 p.m. |
| SEPT. 2 | NEW MEXICO | 7:30 p.m. | OCT. 21 | SMU* | 7 p.m. |
| SEPT. 3 | STETSON | 1:30 p.m. | OCT. 23 | TULSA* | 1 p.m. |
| SEPT. 16 | STETSON | 7 p.m. | OCT. 27 | EAST CAROLINA* | 7 p.m. |
| SEPT. 17 | WRIGHT STATE | 1 p.m. | OCT. 29 | CINCINNATI* | 1 p.m. |
| SEPT. 17 | LIU BROOKLYN | 7 p.m. | NOV. 2 | UCF* | 7 p.m. |
| SEPT. 25 | MEMPHIS* | Noon | NOV. 18 | UCONN* | 7 p.m. |
| OCT. 7 | TULANE* | 7 p.m. | NOV. 20 | TEMPLE* | 1 p.m. |

* American Athletic Conference Match

All Times Eastern and Subject to Change