

1-1-2018

2018 Softball Media Guide

University of South Florida

Follow this and additional works at: https://digitalcommons.usf.edu/softball_mg

Recommended Citation

University of South Florida, "2018 Softball Media Guide" (2018). *Softball Media Guides*. 4.
https://digitalcommons.usf.edu/softball_mg/4



This Book is brought to you for free and open access by the Media Guides at Digital Commons @ University of South Florida. It has been accepted for inclusion in Softball Media Guides by an authorized administrator of Digital Commons @ University of South Florida. For more information, please contact digitalcommons@usf.edu.

THE UNIVERSITY OF SOUTH FLORIDA

SOFTBALL



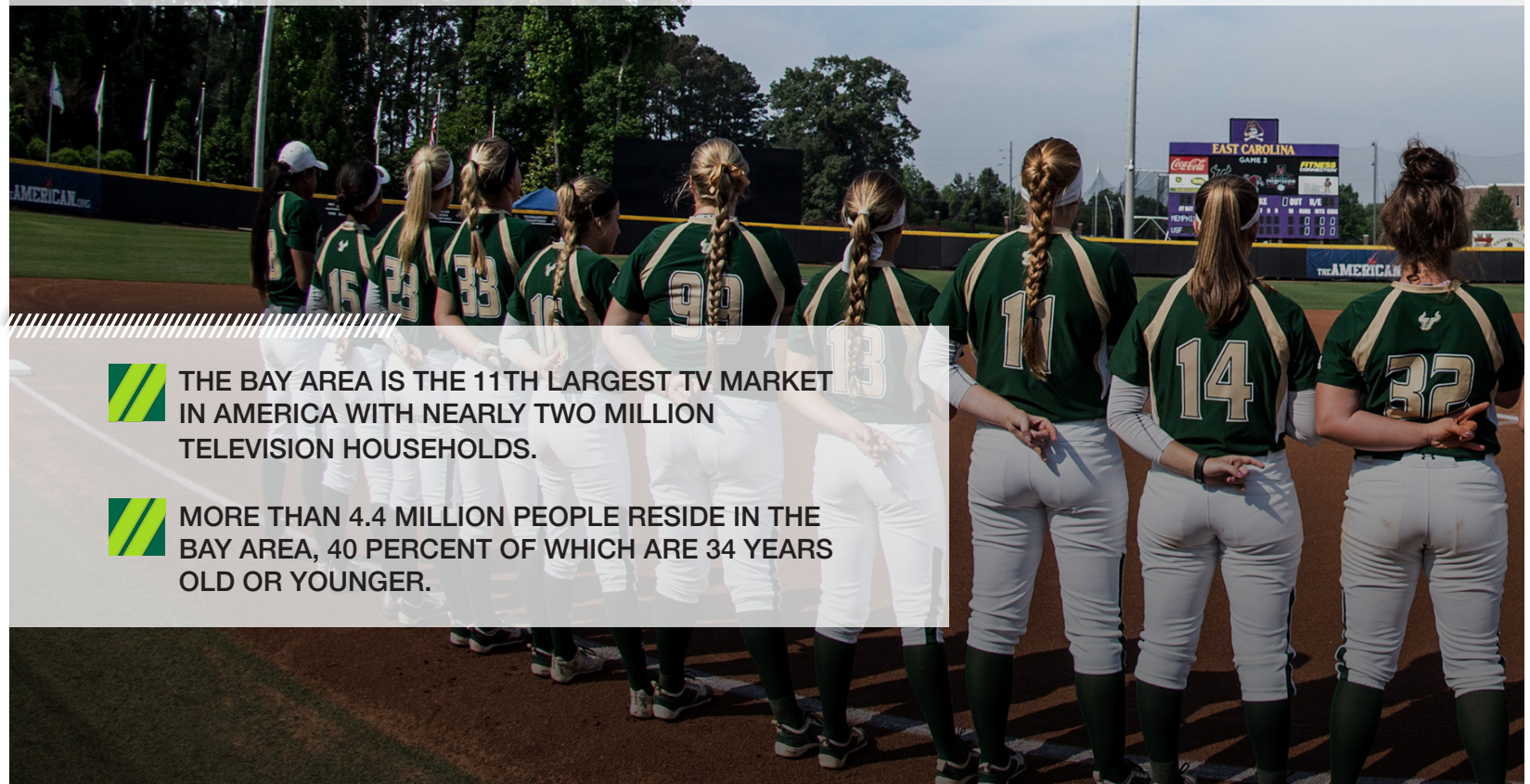
2018



THE BAY AREA IS THE 11TH LARGEST TV MARKET IN AMERICA WITH NEARLY TWO MILLION TELEVISION HOUSEHOLDS.



MORE THAN 4.4 MILLION PEOPLE RESIDE IN THE BAY AREA, 40 PERCENT OF WHICH ARE 34 YEARS OLD OR YOUNGER.





TAMPA-ST. PETERSBURG-CLEARWATER METROPOLITAN AREA IS THE FOURTH-LARGEST METRO AREA IN THE SOUTHEASTERN U.S. AFTER MIAMI, WASHINGTON D.C. AND ATLANTA.



THE BAY AREA IS ONE OF THE FASTEST GROWING AREAS IN THE U.S. WITH POPULATION RISING AT 3.1% PER YEAR, OR NEARLY 97,000 PEOPLE PER YEAR.



FLORIDA IS THE THIRD-LARGEST STATE WITH A POPULATION OF MORE THAN 19.8 MILLION AND IS EXPECTED TO REACH MORE THAN 25.5 MILLION BY 2040.



USF SOFTBALL

- USF
- OUTLOOK
- COACHES
- PLAYERS
- REVIEW
- RECORDS
- HISTORY
- MEDIA

USF QUICK FACTS

Location: Tampa, Fla.
Enrollment: 50,577
Nickname: Bulls
Colors: Green & Gold
Stadium (Capacity): USF Softball Stadium (1,600)
Conference: American Athletic
President: Dr. Judy Genshaft
Athletic Director: Mark Harlan
Head Coach: Ken Eriksen
Record at USF: 895-460 (22nd season)
Record Overall: 895-460 (22nd season)
Ticket Office: 1-800-GoBulls

2018 MEDIA GUIDE CREDITS

Editors: Erin Beck, Erin Bean
Outside Covers: Erin Beck, Jordan Salisbury
Inside Covers: Erin Beck, Brian Siegrist
Layout & Design: Erin Bean, Brian Siegrist & Lindsey Morrison
Photography: Travis Pendergrass (team photographer), Juan Alfonso, Aimee Blodgett, Tim Britt, Joseph Garnett, Jr., Paul Gigante, Charles Goodin, John Kersten, J. Meric, Al Messerschmidt, Michael Nielsen, Jason Roberts, Shane Roper, Brian Siegrist, Timothy Sofrank.

TABLE OF CONTENTS

PROGRAM PAGES

This is USF.....2-5
 USF Athletics Academics 6
 Bulls in the Community..... 7
 Booming Bay Area8-9
 USF Athletics 10-13
 NCAA Tournament 14-15
 National Teams.....16-17
 Pro Bulls 18

2018 SEASON OUTLOOK

2018 Roster..... 19
 2018 Quickfacts 19
 2018 Schedule.....20
 2018 Broadcast Roster21-22
 Preseason Notebook..... 24

COACHES & STAFF

Head Coach
 Ken Eriksen26-29
 Assistant Coach
 Jessica Moore..... 30
 Assistant Coach
 Laura Ricciardone..... 31
 Support Staff.....32

PLAYER BIOGRAPHIES

USF Players.....33-69
 Seniors33-47
 Junior.....48-57
 Sophomores58-67
 Freshman68-69

2017 SEASON REVIEW

Game Results..... 71
 Season Statistics 72
 Record When.....73
 Conference Only Statistics..... 73
 Game-by-Game 74
 Box Scores.....76-89

PROGRAM RECORDS

Individual Single Season ...90-93
 Individual Career.....94-96
 Single Game & Team 86
 Awards & Individual Game.....
 98-102

PROGRAM HISTORY

All-Americans..... 104
 National Team..... 105
 NCAA & WCWS.....106
 Hall of Fame107
 Year by Year Results 108
 All-Time Record vs. Opp 109-110

All-Time Series111-127
 Season Results.....128-140
 Letterwinners.....141-142

USF ATHLETICS/MEDIA INFO

USF President 145
 USF Director of Athletics 146
 USF Athletics Senior Staff.... 147
 USF Head Coaches 148
 American Athletic Conf..... 149
 USF Athletic Communications ...
 150





A®

UNIVERSITY OF SOUTH FLORIDA



- USF
- OUTLOOK
- COACHES
- PLAYERS
- REVIEW
- RECORDS
- HISTORY
- MEDIA

THE MORE YOU KNOW

“EMERGING PREEMINENT”

USF was designated as the state’s first “Emerging Preeminent” research university by the Florida board of governors, placing it in elite company among the state’s high performing research institutions.

STUDENT SUCCESS

The nation’s top performer in “Overall Student Success” among public research and doctoral universities in the 2016 Eduventures Student Success Ratings.

INNOVATIVE

In 2016, USF ranked 5th nationally among public universities for U.S. patents granted with 114. USF has ranked among the top 10 nationally for seven straight years and is ranked No. 1 in Florida.

FAST FACT

USF was built on the former site of the Temple Orange Grove, the largest citrus grove in the world at the time.

ON THE RISE

In U.S. News & World Report’s Best Colleges (2014), USF ranked 14th as “up and coming” among the country’s national universities.



WITH OVER 50,000 STUDENTS, USF IS ONE OF THE LARGEST PUBLIC UNIVERSITIES IN THE NATION AND AMONG THE TOP 25 PUBLIC UNIVERSITIES FOR FEDERAL RESEARCH EXPENDITURES.

The University of South Florida is home to 14 colleges, offering more than 180 undergraduate majors. The USF System includes three, separately accredited institutions: USF, USF St. Petersburg, and USF Sarasota-Manatee. Serving more than 50,000 students, the USF System has an annual budget of \$1.6 billion and, with research totals of \$458 million, **ranks in the top 25 public research universities in the U.S.**, according to the National Science Foundation.



POINTS OF PRIDE

LOCATION, LOCATION, LOCATION

Established in 1956, USF is a high-impact, global research university located in beautiful Tampa Bay on Florida's spectacular west coast.

REACHING NEW HEIGHTS

USF posted a research record \$458 million in 2016-17.

GET DOWN TO BUSINESS

BusinessWeek ranks many of USF's undergraduate business programs in their Best Undergraduate Business School rankings, including 25th for Information Systems (2013).

IMPACT

USF is a top research university and major economic engine with an annual economic impact of \$4.4 billion. There are more than 1,500 faculty at the USF Tampa campus.

2018 **USF** SOFTBALL

1 USF WAS THE FIRST INDEPENDENT STATE UNIVERSITY CONCEIVED, PLANNED, AND BUILT DURING THE 20TH CENTURY

40 USF IS ONE OF THE NATION'S 40 MOST DIVERSE UNIVERSITIES, WITH STUDENTS FROM MORE THAN 130 COUNTRIES

2K USF'S CAMPUS IS NEARLY 2,000 ACRES, SET AMONG PALM TREES, MODERN ARCHITECTURE & SUNNY SKIES



- USF
- OUTLOOK
- COACHES
- PLAYERS
- REVIEW
- RECORDS
- HISTORY
- MEDIA



EXCELLENCE IN ACADEMICS



ACADEMIC SUPPORT

TRANSFORMATIONAL GIFT

USF Athletics received a \$1.45 million donation from the Fishman Family Foundation to support student-athlete scholarships and athletic department priority needs, as well as make possible a complete renovation of the Fishman Family Student-Athlete Enrichment Center (SAEC).

FULL SUPPORT STAFF

USF boasts 13 full-time academic staffers, a sport psychologist and behavioral health specialist. Student-athletes also benefit from a learning specialist that oversees specialized learning services staff, four academic coordinators, and 50 trained academic tutors.

ACADEMIC SUCCESS

GRADUATE

USF graduated more than 100 student-athletes during the 2016-17 academic year.

HONOR ROLL RECOGNITION

Softball boasted 20 student athletes who received Honor Roll recognition in the 2017 fall term.

NEAR RECORD GPA

USF student-athletes posted a combined GPA of 3.034 for the 2016-17 academic period, just narrowly shy of the record 3.085 set in 2015-16.

ACADEMIC PROGRESS RATE

The USF Softball program earned a near-perfect APR score of 994 out of 1,000.

GRADUATE SUCCESS RATES

USF Athletics posted a record graduation success rate of 86 percent in the spring of 2017. The USF softball program posted a 100 percent GSR score for the sixth straight time in 2016-17.

247

USF HAD 247 STUDENT-ATHLETES EARN A 3.0 GRADE-POINT AVERAGE OR HIGHER DURING THE 2016-17 ACADEMIC YEAR

3.0

USF STUDENT-ATHLETES HAVE POSTED A TERM GPA (FALL OR SPRING) OVER 3.0 IN SIX OF THE LAST SEVEN TERMS

12

USF HAD 12 SPORTS TEAMS POST AN ANNUAL GPA OVER 3.0 DURING THE 2016-17 ACADEMIC YEAR



PART OF THE COMMUNITY



- USF**
- OUTLOOK
- COACHES
- PLAYERS
- REVIEW
- RECORDS
- HISTORY
- MEDIA

#TEAMTAMPABAY

INVOLVED & LOVING IT

Players and coaches in the USF Softball program are active members of the Bay Area community, regularly lending a hand and their time to such causes as:

- o Where Love Grows
- o Boys and Girls Club
- o Great American Teach-In
- o Stampede of Service
- o Buddy Baseball
- o A Day in Green and Gold



160 SOFTBALL LOGGED OVER 160 HOURS OF COMMUNITY SERVICE DURING THE 2016-17 ACADEMIC YEAR.

BOOMING BAY AREA

- USF
- OUTLOOK
- COACHES
- PLAYERS
- REVIEW
- RECORDS
- HISTORY
- MEDIA



ALL ABOUT THE BAY

YOUNG AND GROWING

More than 4.4 million people reside in the Bay Area, 40 percent of which are 34 or younger.

THIRD LARGEST STATE

Florida is the third-largest state with a population of more than 20.2 million and is expected to reach more than 25.5 million by 2040.

GROWTH HUB

Tampa Bay sits at the hub of what are expected to be the two largest growth corridors in Florida over the next 40 years.

METRO MARKET

Tampa-St. Petersburg-Clearwater Metropolitan statistical area is the fourth-largest metro area in the Southeastern U.S. after Miami, Washington, D.C. and Atlanta.



4.4 THE GREATER TAMPA BAY AREA (INCLUDING SARASOTA) IS HOME TO MORE THAN 4.4 MILLION RESIDENTS

11 THE TAMPA BAY AREA IS THE 11TH LARGEST TELEVISION MARKET IN THE UNITED STATES

16 THE BULLS WILL INVITE TOP PROGRAMS TO THE EDDIE C. MOORE COMPLEX IN CLEARWATER, FLA., FOR THE 16TH YEAR OF THE USF SERIES, THE LARGEST NCAA DI WOMEN'S FAST PITCH SOFTBALL TOURNAMENT

The Bay Area is home to five large concert venues, including the USF Sun Dome, that bring major music acts to the Bay Area on a continual basis; nearly 100 golf courses; the top-rated zoo in the U.S. according to Parent Magazine; and three theme parks, including Busch Gardens and Adventure Island, a 30-acre water park; and **18 beaches, many of which are ranked among the best in the world.**



HOME SWEET TAMPA

GREAT PLACE TO LIVE

Tampa ranked as the fifth-most popular American city, based on where people want to live, according to a millennial poll.

GREAT CLIMATE

Average highs range from 70 to 90°F year round, and lows 52 to 76 °F.

ACTIVE LIFESTYLE

Travel and leisure magazine readers ranked Tampa in the top 10 in the country for attractive people.

LIVE WHERE OTHERS VACATION

USF is located near 18 beaches, many of which have been rated among the best in the world.



- USF
- OUTLOOK
- COACHES
- PLAYERS
- REVIEW
- RECORDS
- HISTORY
- MEDIA



USF ATHLETICS

USF Athletics houses practice and team facilities for 18 sports teams on a close-knit athletics campus on the east end of the University. The USF softball and baseball teams share a complex, with the Donaldson Deck overlooking both fields. The USF Track & Field Stadium is set to host the 2018 NCAA East Preliminaries, while Corbett Soccer Stadium has hosted numerous conference and NCAA tournaments. The Sun Dome plays hosts to both women and men's basketball, along with other special events in the Tampa Bay area.

2018 **USF** SOFTBALL

- USF
- OUTLOOK
- COACHES
- PLAYERS
- REVIEW
- RECORDS
- HISTORY
- MEDIA



THE USF ATHLETICS CAMPUS SPRAWLS ACROSS THE EAST END OF THE UNIVERSITY.

18

18 OF USF'S 19 SPONSORED SPORTS HAVE PRACTICE AND TEAM FACILITIES HOUSED ON THE EAST END OF CAMPUS

5.4K

ATHLETES CAN GET THE BEST TREATMENT IN THE 5,400-SQUARE FOOT SPORTS MEDICINE CLINIC, HOUSED IN THE LEE ROY SELMON ATHLETICS CENTER

70

SINCE 2010, USF ATHLETICS HAS SPENT MORE THAN \$70 MILLION ON FACILITY UPGRADES, INCLUDING THE SUN DOME

THE HOME OF THE BULLS

SELMON ATHLETICS CENTER

The \$15 million Selmon Athletics Center sits at the center of the USF Athletics campus and houses athletics administration, coaches' offices, a state-of-the-art sports medicine clinic, a 10,000-square foot weight room, academic enrichment center, and student-athlete locker rooms.

BUILDING BOOM

A \$33.5 million project begun in 2010 included new baseball, softball and soccer stadiums, football and basketball practice facilities, upgrades to the tennis facility and the construction of recreation fields. It was considered to be the largest athletic construction project in terms of facilities built at one time.

MUMA CENTER

The two-story, 51,000-square foot Muma Center provides both women and men's basketball programs their own practice courts, locker rooms, offices, film room and lounge. The teams share a training room and strength and conditioning facilities.

FISHMAN FAMILY STUDENT-ATHLETE ENRICHMENT CENTER

The SAEC includes a computer study lab, a separate study lounge, a library and office space for counselors and tutors.

USF TRACK

USF Track & Field Stadium is one of the finest facilities in the Southeastern United States. It has a seating capacity for 4,000 and hosted the American Athletic Conference Championships in 2014. USF will host the 2018 NCAA East Preliminaries.



USF SOFTBALL STADIUM

2018 USF SOFTBALL

1.6K

THE USF SOFTBALL STADIUM CAPACITY IS 1,600

35

THE STADIUM WAS A PIECE OF THE \$35 MILLION DOLLAR USF ATHLETIC DISTRICT FACILITY UPGRADES IN 2010

1

USF HOSTED ITS FIRST EVER SUPER REGIONAL IN 2012 AS THE BULLS ADVANCED TO THEIR FIRST EVER WOMEN'S COLLEGE WORLD SERIES

AMENITIES

The softball stadium includes step-down team dugouts, bullpens, covered batting cages, multiple party pavilions, a press box, a 1,500 seat spectator grandstand with a shaded canopy, an elevated, shaded hospitality deck and service amenities.




THE BULLS WILL HOST THE AMERICAN ATHLETIC CONFERENCE TOURNAMENT AT USF SOFTBALL STADIUM MAY 10-13.

USF Softball Stadium opened in 2011, the USF Softball Stadium boasts a state-of-the-art complex that opened alongside the USF Baseball Stadium.



- USF**
- OUTLOOK
- COACHES
- PLAYERS
- REVIEW
- RECORDS
- HISTORY
- MEDIA



NCAA TOURNAMENT





NCAA TOURNAMENT APPEARANCES

WCWS

2012: Oklahoma City, Okla.
 May 31 vs Oklahoma L, 5-1
 June 2 vs LSU L, 1-0

SUPER REGIONALS

2006: Los Angeles, Calif.
 May 27 vs UCLA L, 2-0
 May 28 vs UCLA L, 3-1

2012: Tampa, Fla.

May 25 vs Hofstra L, 2-1
 May 26 vs Hofstra W, 2-1
 May 27 vs Hofstra W, 2-1

REGIONALS

1996: Tallahassee, Fla.
 May 17 vs FSU L, 3-1
 May 18 vs Troy State W, 6-5
 May 18 vs FSU L, 6-0

1997: Columbia, S.C.

May 16 vs Kansas L, 3-2
 May 17 vs UNCG W, 2-0
 May 17 vs Kansas L, 3-1

1998: Clearwater, Fla.

May 16 vs Florida W, 1-0
 May 17 vs Texas L, 1-0
 May 17 vs Arizona State W, 1-0
 May 18 vs Texas L, 4-2

2001: Tuscaloosa, Ala.

May 17 vs Oregon State W, 2-1
 May 18 vs Michigan L, 6-2
 May 19 vs Alabama W, 3-2
 May 20 vs Michigan L, 12-5

2003: Gainesville, Fla.

May 15 vs FAU W, 7-3
 May 16 vs Oklahoma L, 8-0
 May 16 vs Oregon State L, 8-0

2004: Tallahassee, Fla.

May 20 vs Ohio State W, 2-0
 May 21 vs Oregon L, 12-0
 May 21 vs Florida W, 8-1
 May 22 vs Cal State Northridge W, 7-3
 May 22 vs Oregon L, 2-1

2005: Gainesville, Fla.

May 20 vs UCF W, 14-3
 May 21 vs Bethune-Cookman L, 8-4
 May 21 vs UCF W, 8-1
 May 22 vs Bethune-Cookman L, 5-2

2006: Gainesville, Fla.

May 19 vs UNC W, 2-1
 May 20 vs FAU W, 1-0
 May 21 vs FAU W, 7-4

2008: Gainesville, Fla.

May 16 vs UCF L, 3-2
 May 17 vs Georgia Tech L, 9-2

2012: Gainesville, Fla.

May 18 vs UCF W, 1-0
 May 19 vs FGCU W, 8-3
 May 20 vs Florida W, 1-0

2013: Gainesville, Fla.

May 17 vs Georgia Southern W, 1-0
 May 18 vs Florida L, 11-1
 May 18 vs Georgia Southern W, 2-1
 May 19 vs Florida L, 2-0

2014: Tallahassee, Fla.

May 16 vs South Carolina W, 6-0
 May 17 vs Florida State L, 2-0 (11 inn.)
 May 17 vs South Carolina W, 3-2
 May 18 vs Florida State L, 2-1

2016: Tallahassee, Fla.

May 20 vs South Carolina L, 2-0
 May 21 vs FAMU W, 6-4
 May 21 vs South Carolina L, 6-0

2012 NCAA REGIONAL GAINESVILLE, FLA. MAY 18-20

<p>South Fla.</p> <p>Game 1 - Friday, May 18 3:30 p.m.</p>	<p>UCF</p> <p>Game 3 - Saturday, May 19 1 p.m.</p>	<p>TCU</p> <p>Game 6 - Sunday, May 20 1 p.m.</p>
<p>Fla. Gulf Coast</p> <p>Game 2 - Friday, May 18 6 p.m.</p>	<p>Florida</p> <p>Game 5 - Saturday, May 19 6 p.m.</p>	<p>Game 7 - Sunday, May 20 3:30 p.m. (if necessary)</p>
<p>Game 1 Loser</p> <p>Game 4 - Saturday, May 19 3:30 p.m.</p>	<p>Game 3 Loser</p> <p>Game 2 Loser</p>	

2012 SOFTBALL CHAMPIONSHIP

- USF**
- OUTLOOK
- COACHES
- PLAYERS
- REVIEW
- RECORDS
- HISTORY
- MEDIA

NATIONAL TEAMS

TEAM USA

Head coach Ken Eriksen has been associated with Team USA since 1997, and was named head coach in 2010.

ERIKSEN AND TEAM USA TAKE HOME GOLD

In 2004 Team USA won gold when they defeated Australia, 5-1, in the championship game. Australia's run was the first run allowed against the United States in nine games. The Red, White and Blue outscored its opponents, 51-1, in the Olympics that year. At the time, Eriksen was the assistant coach under Mike Candrea.

THE ROAD BACK, TOKYO 2020

In July 2005, softball and baseball were removed from the summer Olympics. However, it was reinstated in the summer of 2016 to be added back for the 2020 Olympics in Tokyo. Eriksen coaches two staff members as the Eagles compete in preparation for the 2020 Olympics. Assistant Coach Jess Moore (pitcher) and Director of Tournaments and Operations Valerie Arioto (infielder) work side-by-side with Eriksen during the Bulls' season, and play for him during the offseason.

DONOVAN JOINS ARIOTO AND MOORE AT 2018 SELECTION CAMP

Team USA invited USF senior outfielder Astin Donovan along with Valerie Arioto and Jess Moore to the 2018 USA Softball Women's National Team Selection Camp. The three are among 56 athletes accepting the invitation to vie for a spot on the 2018 USA Softball WNT roster.




2018 USF SOFTBALL

3

THREE USF SOFTBALL STUDENT-ATHLETES
PLAYED FOR NATIONAL TEAMS DURING THE
SUMMER OF 2017

- USF
- OUTLOOK
- COACHES
- PLAYERS
- REVIEW
- RECORDS
- HISTORY
- MEDIA



GREAT BRITAIN

BRITISH NATIONAL TEAM

Infielder Lauren Evans and freshman pitcher Georgina Corrick spent their summer with the British National Team. The team is third in the current European rankings.

2017 EUROPEAN WOMEN'S CHAMPIONSHIP

The British team won Bronze in the championship tournament and qualified for the 2018 WBSC Women's World Championship in Chiba, Japan.



NATIONAL PRO SOFTBALL

15

15 BULLS HAVE JOINED NATIONAL PRO SOFTBALL DATING BACK TO 1997

2018 USF SOFTBALL

- USF
- OUTLOOK
- COACHES
- PLAYERS
- REVIEW
- RECORDS
- HISTORY
- MEDIA



Lee Ann SPIVEY




Sara NEVINS

PRO BULLS

NAME	TEAM	YEARS
Yvette Allen	Georgia Pride	1997
Kerin Dull	Tampa Bay FireStix	1997
Leigh Ann Ellis	New England Riptide	2004-05
Krista Francisco	Tampa Bay FireStix	1999
Laurie Gouthro	Tampa Bay FireStix	1997-98
Eileen Leary	Orlando Wahoos	1998
Lea Michlan	Tampa Bay FireStix	2000
Sara Nevins	Scrap Yard Dawgs	2016
Amy Putnam	Georgia Pride	1998-99
Melissa Sigmon	Tampa Bay FireStix	1997-98
Lee Ann Spivey	Scrap Yard Dawgs	2016
Tiffany Stewart	New England Riptide	2006
Monica Triner	Tampa Bay FireStix	1999-00, 2004
Amber Wright	Tampa Bay FireStix	1997
	Orlando Wahoos	1998
	Tampa Bay FireStix	1999-00
Kristen Wyckoff	Akron Racers	2017



Kristen WYCKOFF



Tiffany STEWART





13

® SEASON
OUTLOOK



2018 USF SOFTBALL

UNIVERSITY INFORMATION

School	University of South Florida
Location	Tampa, Fla.
Founded	1956
Enrollment	50,577
Nickname	Bulls
School Colors	Green & Gold
Mascot	Rocky the Bull
Stadium	USF Softball Stadium
Capacity	1,600
Affiliation	NCAA Division I
Conference	American Athletic
President	Dr. Judy Genshaft
Director of Athletics	Mark Harlan
Athletic Department Phone	813-974-2125
Ticket Office Phone	1-800-GoBulls
Website	GoUSFBulls.com
Twitter	@USFSoftball
Instagram	@USFSoftball
Facebook	/USF Softball

TEAM INFORMATION

2016-17 Record	32-24
Breakdown	(H) 21-10 (A) 5-6 (N) 6-8
American Athletic Record	9-8
Non-conference Record	23-16
Postseason	The American Quarterfinals

Starters Returning/Lost	7/2
Letterwinners Returning/Lost	
Newcomers	7

ATHLETIC COMMUNICATIONS

Erin Beck
 Communications Assistant
 Softball Contact
 O: (813) 974-4029 C: (813) 474-0282
 ebeck@usf.edu

Brian Siegrist
 Associate AD/Communications
 O: (813) 974-4086 C: (813) 239-3897
 Siegrist@usf.edu

2018 NUMERICAL ROSTER

No.	Name	Pos.	Ht.	Yr.	Hometown (Previous School)
1	Kyndall Williams	IF	5-7	Fr.	Trenton, Fla. (Trenton HS)
2	Mia Fung	C/OF	5-6	R-Jr.	Tampa, Fla. (Strawberry Crest HS)
3	Bethaney Keen	OF/IF	5-6	So.	Bradenton, Fla. (Braden River HS)
4	Anamarie Bruni	OF/IF	5-8	So.	Schwenksville, Pa. (Perkiomen Valley HS)
5	Nicole Doyle	P	5-8	Jr.	Aurora, Ohio (Southern Illinois University)
6	Amber Atkinson	C/DP	5-6	R-Sr.	Citrus, Fla. (Indian River State College)
8	Jasmine Haynes	OF	5-5	Fr.	Ocala, Fla. (Forest HS)
9	Madison Epperson	UT	6-0	Fr.	Tampa, Fla. (Tampa Catholic HS)
10	Lauren Evans	IF	6-0	Sr.	Land O' Lakes, Fla. (Academy at the Lakes)
11	Macy Cook	C	5-6	So.	Uniontown, Ohio (Wright State University)
13	Kelsey Lay	IF	5-7	So.	West Palm Beach, Fla. (Palm Beach Gardens HS)
14	Cassidy Boyle	IF	5-8	Sr.	Buchanan, N.Y. (Hendrick Hudson HS)
15	Aubrey Ledbetter	C	5-9	Jr.	Anthem, Ariz. (Boulder Creek HS)
16	Samantha Blashinksy	OF/IF	5-6	So.	Ashtabula, Ohio (Edgewood HS)
21	Brooke Leistl	OF	5-8	So.	Valrico, Fla. (Newsome HS)
22	Georgina Corrick	P	6-0	Fr.	Sanford, Fla. (Seminole HS)
23	Brooke Hartman	IF	5-9	So.	Port Orange, Fla. (Spruce Creek HS)
24	Lindsey Devitt	IF	5-8	Jr.	Jacksonville, Fla. (Atlantic Coast HS)
29	Morgan Gross	C	5-7	Sr.	Reno, Nev. (Earl Wooster HS)
32	Hannah Parker	P	5-7	Sr.	Altoona, Iowa (Southeast Polk HS)
41	Astin Donovan	OF	5-5	Sr.	Guilford, Conn. (Mercy HS)
44	Sam Worrell	IF/P	5-8	Jr.	Oviedo, Fla. (Hagerty HS)
77	Miriam Schmoll	P	5-6	Fr.	Sarasota, Fla. (Bayshore HS)
88	Kalen "JoJo" McGill	P	5-10	Sr.	Gainesville, Fla. (P.k. Yonge HS)
99	Cheyenne Eggens	P	6-0	Jr.	Vienna, Ohio (Mathews HS)

Head Coach: Ken Eriksen (22nd season)

Assistant Coach: Laura Ricciardone (1st season)

Assistant Coach: Jessica Moore (3rd season)

Director of Tournaments & Operations: Valerie Arioto (2nd season)

2018 ALPHABETICAL ROSTER

No.	Name	Pos.	Ht.	Yr.	Hometown (Previous School)
6	Amber Atkinson	C/DP	5-6	R-Sr.	Citrus, Fla. (Indian River State College)
16	Samantha Blashinksy	OF/IF	5-6	So.	Ashtabula, Ohio (Edgewood HS)
14	Cassidy Boyle	IF	5-8	Sr.	Buchanan, N.Y. (Hendrick Hudson HS)
4	Anamarie Bruni	OF/IF	5-8	So.	Schwenksville, Pa. (Perkiomen Valley HS)
11	Macy Cook	C	5-6	So.	Uniontown, Ohio (Wright State University)
22	Georgina Corrick	P	6-0	Fr.	Sanford, Fla. (Seminole HS)
24	Lindsey Devitt	IF	5-8	Jr.	Jacksonville, Fla. (Atlantic Coast HS)
41	Astin Donovan	OF	5-5	Sr.	Guilford, Conn. (Mercy HS)
5	Nicole Doyle	P	5-8	Jr.	Aurora, Ohio (Southern Illinois University)
99	Cheyenne Eggens	P	6-0	Jr.	Vienna, Ohio (Mathews HS)
9	Madison Epperson	UT	6-0	Fr.	Tampa, Fla. (Tampa Catholic HS)
10	Lauren Evans	IF	6-0	Sr.	Land O' Lakes, Fla. (Academy at the Lakes)
2	Mia Fung	C/OF	5-6	R-Jr.	Tampa, Fla. (Strawberry Crest HS)
29	Morgan Gross	C	5-7	Sr.	Reno, Nev. (Earl Wooster HS)
23	Brooke Hartman	IF	5-9	So.	Port Orange, Fla. (Spruce Creek HS)
8	Jasmine Haynes	OF	5-5	Fr.	Ocala, Fla. (Forest HS)
3	Bethaney Keen	OF/IF	5-6	So.	Bradenton, Fla. (Braden River HS)
13	Kelsey Lay	IF	5-7	So.	West Palm Beach, Fla. (Palm Beach Gardens HS)
15	Aubrey Ledbetter			Jr.	Anthem, Ariz. (Boulder Creek HS)
21	Brooke Leistl	OF	5-8	So.	Valrico, Fla. (Newsome HS)
88	Kalen "JoJo" McGill	P	5-10	Sr.	Gainesville, Fla. (P.k. Yonge HS)
32	Hannah Parker	P	5-7	Sr.	Altoona, Iowa (Southeast Polk HS)
77	Miriam Schmoll	P	5-6	Fr.	Sarasota, Fla. (Bayshore HS)
1	Kyndall Williams	IF	5-7	Fr.	Trenton, Fla. (Trenton HS)
44	Sam Worrell	IF/P	5-8	Jr.	Oviedo, Fla. (Hagerty HS)

SEASON OUTLOOK

2018 SCHEDULE

DATE	TIME	OPPONENT	ARENA (CITY)
Thurs. Feb. 8	6:30	vs Illinois State	USF Softball Stadium (Tampa, Fla.)
USF - Wilson DeMarini Tournament			
Fri. Feb. 9	7:00	vs Georgia State	USF Softball Stadium (Tampa, Fla.)
Sat. Feb. 10	3:45	vs Michigan	USF Softball Stadium (Tampa, Fla.)
Sat. Feb. 10	8:30	vs UAB	USF Softball Stadium (Tampa, Fla.)
Sun. Feb. 11	4:15	vs Florida	USF Softball Stadium (Tampa, Fla.)
Wed. Feb. 14	4:00	at FGCU	FGCU Softball Complex (Fort Myers, Fla.)
Wed. Feb. 14	6:15	at FGCU	FGCU Softball Complex (Fort Myers, Fla.)
Michele Smith Invitational			
Fri. Feb. 16	4:00	vs Missouri	Eddie C. Moore Stadium (Clearwater, Fla.)
Fri. Feb. 16	4:00	vs Marshall	Eddie C. Moore Stadium (Clearwater, Fla.)
Sat. Feb. 17	3:00	vs Oklahoma State University	Eddie C. Moore Stadium (Clearwater, Fla.)
Sat. Feb. 17	5:30	vs Tennessee	Eddie C. Moore Stadium (Clearwater, Fla.)
Sun. Feb. 18	1:30	vs Missouri	Eddie C. Moore Stadium (Clearwater, Fla.)
USF Tournament			
Fri. Feb. 23	2:00	vs Fordham	USF Softball Stadium (Tampa, Fla.)
Fri. Feb. 23	4:15	vs Drake	USF Softball Stadium (Tampa, Fla.)
Sat. Feb. 24	11:30	vs Bryant	USF Softball Stadium (Tampa, Fla.)
Sat. Feb. 24	TBA	vs TBA	USF Softball Stadium (Tampa, Fla.)
Sun. Feb. 25	11:15	vs TBA	USF Softball Stadium (Tampa, Fla.)
Thurs. March 1	3:00	vs Oregon	USF Softball Stadium (Tampa, Fla.)
Thurs. March 1	5:30	vs Oregon	USF Softball Stadium (Tampa, Fla.)
Under Armour Invitational			
Fri. March 2	4:00	vs Wisconsin	Eddie C. Moore Stadium (Clearwater, Fla.)
Fri. March 2	6:15	vs Western Michigan	Eddie C. Moore Stadium (Clearwater, Fla.)
Sat. March 3	3:00	vs Central Michigan	Eddie C. Moore Stadium (Clearwater, Fla.)
Sat. March 3	5:15	vs UPenn	Eddie C. Moore Stadium (Clearwater, Fla.)
Wed. March 7	6:30	vs Seton Hall	USF Softball Stadium (Tampa, Fla.)
Under Armour Showcase			
Fri. March 9	2:00	vs Villanova	USF Softball Stadium (Tampa, Fla.)
Fri. March 9	4:15	vs Army	USF Softball Stadium (Tampa, Fla.)
Sat. March 10	2:00	vs Iona	Eddie C. Moore Stadium (Clearwater, Fla.)
Sat. March 10	4:15	vs Loyola-Chicago	Eddie C. Moore Stadium (Clearwater, Fla.)
Wed. March 14	6:30	vs Maine	USF Softball Stadium (Tampa, Fla.)
Michele Smith / Clearwater Parks and Recreation Spring Tournament			
Fri. March 16	2:00	vs Lehigh	USF Softball Stadium (Tampa)
Fri. March 16	4:15	vs Elon	USF Softball Stadium (Tampa)
Sat. March 17	2:30	vs St. Joseph's	Eddie C. Moore Stadium (Clearwater, Fla.)
Sat. March 17	4:45	vs Princeton	Eddie C. Moore Stadium (Clearwater, Fla.)
Sun. March 18	4:00	vs North Florida	USF Softball Stadium (Tampa)
Wed. March 21	6:05	at Florida	Katie Seashore Pressly Stadium (Gainesville, Fla.)
Fri. March 23	4:30	vs UConn	USF Softball Stadium (Tampa, Fla.)
Sat. March 24	4:00	vs UConn	USF Softball Stadium (Tampa, Fla.)
Sun. March 25	1:00	vs UConn	USF Softball Stadium (Tampa, Fla.)
Thurs. March 29	6:00	at Memphis	Tigers Softball Complex (Memphis, Tenn.)
Fri. March 30	3:00	at Memphis	Tigers Softball Complex (Memphis, Tenn.)
Sat. March 31	11:00	at Memphis	Tigers Softball Complex (Memphis, Tenn.)
Fri. April 6	6:30	vs Houston	USF Softball Stadium (Tampa, Fla.)
Sat. April 7	5:00	vs Houston	USF Softball Stadium (Tampa, Fla.)
Sun. April 8	1:00	vs Houston	USF Softball Stadium (Tampa, Fla.)
Fri. April 13	6:00	vs Tulsa	Collins Family Softball Complex (Tulsa, Okla.)
Sat. April 14	3:00	vs Tulsa	Collins Family Softball Complex (Tulsa, Okla.)
Sun. April 15	1:00	vs Tulsa	Collins Family Softball Complex (Tulsa, Okla.)
Fri. April 20	6:00	vs East Carolina	ECU Softball Stadium (Greenville, N.C.)
Sat. April 21	3:00	vs East Carolina	ECU Softball Stadium (Greenville, N.C.)
Sun. April 22	1:00	vs East Carolina	ECU Softball Stadium (Greenville, N.C.)
Fri. April 27	4:30	vs UCF	USF Softball Stadium (Tampa, Fla.)
Sat. April 28	4:00	vs UCF	USF Softball Stadium (Tampa, Fla.)
Sun. April 29	1:00	vs UCF	USF Softball Stadium (Tampa, Fla.)
Fri. May 4	6:30	vs Wichita State	USF Softball Stadium (Tampa, Fla.)
Sat. May 5	6:30	vs Wichita State	USF Softball Stadium (Tampa, Fla.)
Sun. May 6	6:30	vs Wichita State	USF Softball Stadium (Tampa, Fla.)

May 10-May 12

American Athletic Conference Tournament

USF Softball Stadium (Tampa, Fla.)

2018 BROADCAST ROSTER

1



Kyndall WILLIAMS
IF | 5-7 | Fr.
Trenton, Fla.

2



Mia FUNG
C/OF | 5-6 | R-Jr.
Tampa, Fla.

3




Bethaney KEEN
IF/OF | 5-6 | So.
Bradenton, Fla.

4



AnaMarie BRUNI
OF/IF | 5-8 | So.
Schwenksville, Pa.

5



Nicole DOYLE
P | 5-8 | Jr.
Aurora, Ohio

6




Amber ATKINSON
C/DP | 5-6 | Sr.
Citrus, Fla.

8



Jasmine HAYNES
OF | 5-5 | Fr.
Ocala, Fla.

9



Madison EPPERSON
UT | 6-0 | Fr.
Tampa, Fla.

10




Lauren EVANS
IF | 6-0 | Sr.
Land O' Lakes, Fla.

11



Macy COOK
C | 5-6 | So.
Uniontown, Ohio

13



Kelsey LAY
IF | 5-7 | So.
West Palm Beach, Fla.

14



Cassidy BOYLE
SS | 5-8 | Sr.
Buchanan, N.Y.

15



Aubrey LEDBETTER
C | 5-9 | Jr.
Anthem, Ariz.

16



Samantha BLASHINSKY
OF/IF | 5-6 | So.
Ashtabula, Ohio

21



Brooke LEISTL
OF | 5-8 | So.
Valrico, Fla.

SEASON OUTLOOK

2018 BROADCAST ROSTER

22




**Georgina
CORRICK**
P | 6-0 | Fr.
Sanford, Fla.

23



**Brooke
HARTMAN**
IF | 5-9 | So.
Port Orange, Fla.

24



**Lindsey
DEVITT**
IF | 5-8 | Jr.
Jacksonville, Fla.

29



**Morgan
GROSS**
C | 5-7 | Sr.
Reno, Nevada

32




**Hannah
PARKER**
P | 5-7 | Sr.
Altoona, Iowa

41



**Astin
DONOVAN**
OF | 5-5 | Sr.
Guilford, Conn.

44



**Samantha
WORRELL**
IF | 5-8 | Jr.
Oviedo, Fla.

77



**Miriam
SCHMOLL**
P | 5-6 | Fr.
Sarasota, Fla.

88



**Kalen "JoJo"
MCGILL**
P | 5-10 | Sr.
Gainesville, Fla.

99



**Cheyne
EGGENS**
P | 6-0 | Jr.
Vienna, Ohio

HC




**Ken
ERIKSEN**
22nd Season

AC



**Jessica
MOORE**
3rd Season

AC



**Laura
RICCIARDONE**
1st Season



2018 PRESEASON NOTEBOOK

PITCHING PROWESS

The Bulls feature six pitchers this season including three returners, one transfer and one freshman. **Cheyenne Eggens** led the Bulls in 2017 and is one of just two pitchers to earn first-team honors from The American. USF also returns prominent pitchers **JoJo McGill** and **Hannah Parker**.

Newcomers this season include **Nicole Doyle**, **Georgina Corrick** and **Miriam Schmoll**.

Doyle is a transfer from Southern Illinois who came back from an injury to play her sophomore season and produced SIU's first no-hitter since 1997 in her first career start.

Corrick, a staple for the British national team, finished her high school career with 758 strikeouts and a .58 ERA in 476 innings. During the summer of 2017, Corrick helped Great Britain to a European Championship and a bronze medal.

Schmoll made waves in the Tampa Bay area before coming to USF when she went 51-10 with a career ERA of .56 for Bayshore High School in Bradenton, Fla.

Schmoll struck out 705 batters in her prep career and registered nine no-hitters (six perfect games) in the past two seasons.

INTERNATIONAL EXPERIENCE

Green and Gold go great with the Red, White and Blue. Head coach Ken Eriksen was chosen to lead the U.S. Women's National Team for what will be his eighth season. Valerie Arioto (tournament director) and Jessica Moore (assistant coach) join him and the Eagles. In 2018 Arioto will be a part of the World Championship roster and Moore will pitch for the Japan All-Star Series team. Sophomore Bethaney Keen also donned the patriotic colors in the summer as a part of the junior women's national team.

The WBSC placed Eriksen's squad No. 1 in the World Softball Rankings for the first time since the rankings were introduced in 2015.

USF also boasts senior Lauren Evans and freshman Georgina Corrick as international players. The pair have several years of experience with the British National Team, including a European Championship during the summer 2017 season.

THE AMERICAN STANDOUTS

USF returns seven strong starters for the 2018 season. Among the returners are four athletes that earned conference honors for the 2017 season.

Cheyenne Eggens will begin her junior season in 2018 after earning first team honors from The American. The pitcher allowed just six earned runs in and three extra-base hits in conference play.

Senior **Astin Donovan** returns after being named to the all-conference team for the second straight year. The outfielder ranked second on the team with a .369 average and led the team in hits (52), extra-base hits (8), RBI (22), total bases (68) and slugging percentage (.482). Donovan was also selected as an NFCA All-Mideast Region third team honoree in 2017, her second year being tabbed for all-region honors. As a sophomore, she was named to the second team.

Senior **Lauren Evans** received all-conference honors for the second straight year after her junior campaign in 2017. She was named to the second team after moving to shortstop for the majority of the season (formerly first base). In her first season at shortstop for USF, Evans started all 56 games, and ranked fourth on the team with a .277 batting average. Evans led the team with 166 at-bats and was 2-for-3 in stolen bases. She hit .309 in conference play. In her sophomore season, Evans was a unanimous selection for American Athletic Conference First Team honors.

Sophomore **Bethaney Keen** was named to the all-rookie team after a breakout freshman campaign in 2017. The Bradenton native led the team with seven multiple-RBI games. Her first career hit was a two-run, walk-off home run over Illinois State on opening day. Keen led the team with 14 extra-base hits and ranked second on the team with 64 total bases. Keen posted 412 putouts in 2017, ranking ninth all-time in a single season at USF.



**COACHES
AND
STAFF**



KEN ERIKSEN

HEAD COACH



22nd Season // 896-460 // University of South Florida, '94

ALL-TIME WINNINGEST COACH IN USF ATHLETICS

"Relationships-that's what I have learned as the most important aspect in teaching lessons to young people. If you don't establish some level of a relationship then all your lessons do not have an avenue for that lesson to travel." This is what Coach Ken Eriksen has worked at as USF Softball continues to evolve into a program that competes for the College World Series championship every year.

Since Eriksen's first year at the helm of USF's most winning program, the Bulls have made 12 NCAA postseason appearances, two NCAA Super Regionals, a College World Series berth, won five conference titles (in three conferences: C-USA, BIG EAST, and The American), has produced over 850 wins and a numerous amount of All-Americans, Academic All-Americans, All-Conference players, and NCAA All-Region players.

In 2018, Eriksen starts his 22nd season as USF's head coach and his 33rd overall with the softball program. As an outfielder/pitcher on the first USF baseball team to go the NCAA Tournament in 1982, Eriksen has been a winner since his arrival on campus in the fall of 1979. All in all, he has been involved directly in 1,182 USF victory celebrations on the field as a player, an assistant coach and a head coach. Eriksen was the first USF graduate to have participated in the NCAA Tournament as a player, as an assistant coach, and as a head coach, all at USF.

Eriksen began his love affair with USF over 35 years ago, when the freshman from Stony Brook, N.Y. (Ward Melville HS) first appeared in Tampa as a baseball student-athlete for USF baseball coach and Major League Hall of Famer Robin Roberts. It was under Roberts, assistant coaches Jeff Davis and Kevin Maronic that Eriksen learned the strategy and execution that involved high-level competitive ball. In four seasons as a player on the USF baseball team, and while playing five positions, his career batting average topped .315 and he had an ERA of 2.48 on the mound. In 1982, he was named to the NCAA All-Region tournament squad on a team that just came short of reaching the College World Series.

After earning his bachelor's degree in Political Science (with an emphasis in Latin American Politics), Eriksen decided to turn his attention from the baseball diamond to the Fastpitch softball field all while starting his Masters Program in Public Administration at USF. He began playing the men's game in 1985 at the local levels and began working his way up to eventually earning a roster spot on the nationally renowned Clearwater Bombers (1986-1992). He quickly established himself as a multiple position player. That enabled him to earn a spot on the 1991 U.S. Pan American Team that competed in Santiago de Cuba, winning a silver medal. In 1988, he was part of a U.S. Select Team that was the FIRST U.S. Team in 30 years that visited Communist-Russian occupied Cuba. A highlight for Eriksen was hearing the National Anthem played for the first time in 30 years on Communist Soil. In 1993, Eriksen began his tenure (1993-1995) with Larry Miller-Toyota Team out of Salt Lake City, Utah. In 1997, he officially retired after spending his last season with the Tampa Smokers, who won the ASA Men's National Championship that year.



COACHES AND STAFF

896 WINS	6 ALL-AMERICANS	21 SEASONS	5 CONFERENCE TITLES
30 ALL-REGION SELECTIONS	12 NCAA APPEARANCES	15 40+ WIN SEASONS	2012 WCWS APPEARANCE

ERIKSEN FILE

Hometown: Stony Brook, N.Y.
College: USF - 1994
 B.A. in Political Science
 M.A. in Public Administration

NCAA APPEARANCES (13)
 1996, 1997, 1998, 2001, 2003, 2004, 2005, 2006,
 2008, 2012, 2013, 2014, 2016

NCAA SUPER REGIONAL (2)
 2006, 2012

CONFERENCE CHAMPIONSHIPS (6)
 SASA - 1997, 1998
 BIG EAST - 2008 (Regular season), 2013 (tournament)
 American - 2016 (Regular season)

WCWS (1)
 2012

During his Fastpitch playing career, Eriksen amassed a wealth of national and international experience. He participated in eight International Softball Congress World Championships and eight ASA Men's Major National Championships. In 1992, he was named First Team All-World as a catcher and to the All-North American Team. Eriksen also played in three USOC Olympic Sports Festivals (1993-1995), winning a silver medal in 1993.

After the 1996 season at USF, Eriksen was named as the second coach in USF Softball history. He was tremendously influential in the 1996 team's run through a season that was capped off with its first-ever NCAA postseason appearance since its inaugural season of 1985. In his first year as head coach (1997), the Bulls shattered the offensive, defensive, and pitching records. The '97 team gave USF its first 50-win season and won the ACC regular season championship for the second year in a row by finishing undefeated in conference (12-0). Eriksen guided the '97 team to its best ever national ranking at No. 14 after finishing 50-13.

COACHING CAREER

1997-Current..... University of South Florida, Head Coach
1997 Men's 19-and-under World Team
1998 Joined Team USA Staff
2001 Head coach for Pan Am Qualifying Team (Gold)
2002-2005 Promoted to Team USA Assistant Coach
2010 Returned to Team USA as Assistant Coach
2011-Current Named Head Coach of Team USA

USF & COACH ERIKSEN

YEAR	RECORD	CONFERENCE	POST SEASON
1997	51-13	12-0 (1st)%	NCAA Regional
1998	57-14	11-1 (1st)%	NCAA Regional
1999	44-26	6-6 (3rd)	
2000	41-33	13-9 (3rd)	
2001	43-34	14-11 (3rd)	NCAA Regional
2002	24-33-1	9-13 (5th)	
2003	54-19	19-8 (2nd)	NCAA Regional
2004	60-14	18-5 (3rd)	NCAA Regional
2005	42-28	17-11 (4th)	NCAA Regional
2006	50-25	17-3 (2nd)	NCAA Super Regional
2007	44-22	15-5 (2nd)	
2008	44-20	16-4 (1st)#	NCAA Regional
2009	34-22	12-10 (4th)	
2010	24-29	9-13 (9th)	
2011	33-21	13-5 (4th)	
2012	50-14	17-5 (4th)	WCWS
2013	45-16	18-3 (2nd)*	NCAA Regional
2014	43-17	13-5 (2nd)	NCAA Regional
2015	36-20	6-10 (5th)	
2016	45-16	15-3 (1st)@	NCAA Regional
2017	32-24	9-8 (4th)	

The 1998 season was one of the most successful seasons for the Bulls in their short history up to that point. They finished their second consecutive season with 50 plus wins (57-14) and won their third consecutive ACC Championship and automatic bid to the NCAA's. Going into the postseason, USF was ranked sixth in the country, led by pitchers Monica Triner and Jennifer Thompson. Eriksen, who garnered the Southeast Region "Coach of The Year" nod, led USF to the finals of the NCAA Regional, hosted by USF, dropping the College World Series berth to Texas. Even though they did not make the College World Series, USF was still respected enough to finish eighth in the final NCAA softball poll.

The 2001 season was a story of the proverbial roller-coaster season. A tough schedule positioned this team to make a run at the NCAA Tuscaloosa, Ala., Regional. As the No. 5 seed in the tournament, the upstart Bulls knocked off No. 3 seed Oregon State in Game 1 to then face No. 2 seed Michigan. The Bulls eventually lost in 13 innings only to earn the right to face the No. 1

*Big East Tournament Champions #Big East Regular Season Champion %SASA Champion @American Regular Season Champion



- USF
- OUTLOOK
- COACHES**
- PLAYERS
- REVIEW
- RECORDS
- HISTORY
- MEDIA

tournament seed and No. 4 nationally ranked Alabama Crimson Tide. In front of the home crowd, USF sent Alabama out of the tournament after a 4-2 win propelled the Bulls to the championship game against Michigan the next day. The Wolverines prevailed, 13-7, but the USF Softball team showed its patented tenaciousness in its run. The most memorable part of that tournament was Associate Athletic Director Lee Roy Selmon's presence as USF's representative. This proved valuable as Mr. Selmon began the process of funding a new stadium for USF. The plans were laid out in Tuscaloosa between games.

In 2003 and 2004, USF became one of the most feared teams in the country because of a tremendous pitching staff led by Leigh Ann Ellis (Barboursville, W. Va.). The Bulls went 54-19 and had their first 60-win season in 2004 with a 60-14 record. To say that softball became very competitive nationwide during this time would be an understatement. This began the time frame where TV fell in love with the game and this meant great coverage for teams like USF. In 2005, riding the wave of the last two years, USF made it to the NCAA postseason for the third consecutive year and made it to the finals of the NCAA Regional Tournament for the third time but came up short.

In 2006, the Bulls entered their first year with a new conference - the BIG EAST- and made an immediate impact, finishing second in the league with a record of 17-3. USF made history by making its fourth consecutive NCAA Regional appearance in Gainesville, Fla., (Florida, Florida Atlantic, North Carolina). USF finally prevailed, going 3-0 to win its first NCAA Regional Championship. The Bulls would then have to fly across the country to face No. 1 UCLA in Los Angeles. After two hard-fought games (0-2, 1-3) UCLA went to the World Series, sending USF home after the Bulls made it again to the final game prior to Oklahoma City.

In 2008, Eriksen and his Bulls made their ninth appearance in the NCAA Tournament while claiming their first BIG EAST regular season championship.

After a few seasons where USF was bypassed on selection as an at-large choice for the NCAA tournament, Eriksen led the USF Softball program to an incredible "bounce-back" season. After multiple wins against top-ranked opponents throughout the year,

the Bulls lost in the first round of the Big East Tournament. Because of their regular season strength, the Bulls earned an at-large bid to the NCAA Regional at Gainesville, Fla. (Florida, Florida Gulf Coast, Hampton). The Bulls went undefeated, beating Florida 1-0 in a packed house thriller. Sara Nevins pitched her way out of a bases loaded, no one out jam in the bottom of the sixth to propel the Bulls to their second NCAA Regional Championship. This time, the Bulls earned the right to host the NCAA Super Regional Championship at the year-old, state-of-the-art, USF Softball Stadium. After dropping the first game to Hofstra in extra innings the Bulls came back to win the last two games to launch USF's first team sport program to play for its national championship at the College World Series. The Bulls eventually lost two hard fought games (Oklahoma 1-4) and LSU (0-1) to end their season ranked eighth and with their sixth 50-win season. The pitching staff ended the year ranked second in the country with a 1.23 ERA.

The Bulls followed up an exciting 2012 with a stellar 2013, winning their first-ever BIG EAST tournament championship hosted at USF. The Bulls put together their best record in conference play since joining the conference, going 18-3. With its 45 wins it was the 13th time in Eriksen's career the Bulls had won at least 40 games. The Bulls made it once again to the finals of the NCAA Regionals in Gainesville, Fla., eventually dropping a heartbreaker, 2-0.

The 2014 season was the third consecutive NCAA Tournament run in three years for the Bulls. The Bulls participated in the American Conference for the first time and finished second. Once again, the Bulls made it to the finals of the NCAA Regionals again after playing extra-inning games in the first two tilts. The 2014 was USF's third straight year with 40-plus victories. The 2014 senior class will be considered one of the most successful classes in USF Softball history.

After failing to get to the NCAA Tournament in 2015, the Bulls came back with a vengeance in 2016. During their American Conference regular season championship run, the Bulls set a USF school record with 23 straight wins. This propelled them into another successful postseason run that ended too short. The young Bulls were led by seniors Erica Nunn (All-American) and Lee Ann Spivey (career HR holder). The Bulls



COACHES AND STAFF

swept the American Conference Awards and broke many offensive records.

For Eriksen, his coaching at USF has coincided with his loyalty to Team USA National Teams. Eriksen was named head coach for the Men's 19-and-under World Team for one year in 1997 to represent the United States in St John's Newfoundland. In 2001, he was part of a coaching staff that developed players in the first year of the 2004 cycle leading up to the 2004 Olympic Games. He was the head coach of the Pan Am Qualifying Team that won gold in Maracay, Venezuela. He also was an assistant on a USA Team that represented the Nation in Canada. In 2002, he was named assistant coach with the United States Women's National Team that won gold at the World Championships in Saskatoon, Canada. While still as an assistant coach under Mike Candrea in 2003, Eriksen was part of a staff that captured gold at the Pan Am Games in Santiago, The Dominican Republic.



Eriksen continued on as assistant coach with Team USA with the United States Olympic Team that won the gold medal at the Athens Olympics in 2004. Considered to be one of the greatest Olympic Teams ever put together, the 2004 team was inducted into the United States Olympic Hall of Fame in 2012. Still to this day, Eriksen is the only coach at USF to have ever won a gold medal at the Olympics.

In 2005, Eriksen took a leave of absence to help his wife Dr. Debra Eriksen (whom he met at USF) raise his two daughters (Tatiana 1996, and Natasha 2000). Eriksen returned to Team USA as an assistant coach in 2010 to help the Red, White, and Blue capture the World Championships in Caracas, Venezuela. Then, the next chapter began...softball and baseball were no longer on the Olympic menu. It would have to

be reinstated at a later date.

In January of 2011, Eriksen was named the Head Coach of Team USA. The environment was different because all the players had retired after 2010. A new era had begun and it was the job of the United States Women's National Team selection committee and the new staff of coaches to evaluate and pick players to establish a new core of National Team Players. In October of 2011, Eriksen led a group of 17 first-time National Team Members to gold at the Pan Am Games in Guadalajara, Mexico. In 2012, the same group lost in the gold medal game to Japan in extra innings (Whitehorse, Yukon Territory, Canada). As minor personnel changes continued to happen, Eriksen and the program persevered by constantly evaluating players in the United States.

In 2013, Team USA won the Pan Am Qualifier in Guaynabo, Puerto Rico. In 2014, in preparation for the World Championships in Amsterdam, Netherlands, Team USA captured the Italian Cup in Venice Italy by defeating Team Australia in the gold medal game. Once again with a pitching staff that did not have World Championship experience, the United States captured silver, dropping the gold medal game to Japan. With the youngest team amongst the world's elites, Eriksen's optimism did not waver. After a very successful 2015 season, the core group of the young Eagles had started to put years in the experience bank. Five years after getting the program with an empty roster, Team USA, with a mix of veterans and young talented players captured the gold medal once again in 2016. At the World Championship in Surrey, Canada, the USA went undefeated and beat Japan in the gold medal game to capture its first World Championship since 2010.

Eriksen continues to live in Tampa with his family.



JESS MOORE

3rd Season // Oregon '13

ASSISTANT COACH



COACHING CAREER

2014	Idaho State University.....	Asst. Coach
2015	USF	Asst. Coach
2016	USF	Asst. Coach

Jessica Moore joined the Bulls as an assistant coach in July of 2015 after coaching for a year at Idaho State University. Moore works primarily with the Bulls' pitching staff.

In her first season with USF, Moore's pitching staff improved greatly from the 2015 season, finishing with a 2.48 combined ERA and striking out 308. In conference play, the team ERA improved from 4.67 in 2015 to 1.57 under Moore's guidance. Senior pitcher Erica Nunn boasted an ERA of 0.74 in conference play—a drastic change from her 3.19 ERA in 2015. Moore helped Nunn earn All-American honors in 2016.

A former All-American at the University of Oregon, Moore helped lead the Ducks to the Women's College World Series in 2012 and three NCAA Super Regional appearances. Moore was also a three-time All-Pac-12 selection and was named Pac-12 Pitcher of the Year during her senior season. She graduated from Oregon in 2013 as the school record-holder in appearances (176), wins (100) and strikeouts (915). She was also the sixth overall pick in the 2013 National Pro Fastpitch Draft.

Following a record-breaking career at Oregon, Moore joined the coaching staff at Idaho State for the 2014 season, where she helped develop a young pitching staff into Big Sky Conference champions. Under Moore's guidance, pitcher Jessica Tolmie was named a second-team All-Big Sky Conference honoree while Haley Douglas set the single-season school record for wins with 19.

Moore has played under Eriksen as a member of the USA Women's National Softball Team for the past two years, helping lead the Red, White and Blue to back-to-back World Cup of Softball titles.

In 2016, Moore threw 16.3 innings at the WBSC Women's World Championship to lead the Bulls to a gold medal. In her 16 innings, she allowed just three earned runs and struck out 23 batters. Moore threw a complete game shutout in the quarterfinals and was the winning pitcher in the championship game. As a member of the pitching staff, Moore helped the Red, White and Blue to a 1.19 ERA and just eight allowed earned runs.

Moore returned to the field with Team USA in the summer of 2017, where she earned a dominating gold medal win over Mexico in the Pan American Championships. Moore entered in relief in the top of the first inning, tossing 4.1 scoreless innings with one strikeout, two hits and one walk.



- USF
- OUTLOOK
- COACHES
- PLAYERS
- REVIEW
- RECORDS
- HISTORY
- MEDIA



COACHES AND STAFF

LAURA RICCIARDONE

ASSISTANT COACH

1st Season // Harvard '15



COACHING CAREER

2017-Current	USF	Asst. Coach
2015-2016	Boston College	Asst. Coach



Laura Ricciardone joined the USF Softball coaching staff in July 2017. She spent the 2017 season as a graduate assistant for USF. Ricciardone graduated from Harvard in 2015, when she was a standout pitcher for the Crimson.

Ricciardone has extensive Division I experience not only as a coach, but was instrumental in Harvard's rise in softball during the 2011-2015 years. A standout student-athlete in the classroom, Ricciardone graduated Harvard with a degree in Psychology and will continue pursuing a Master's Degree at USF.

On the mound for the Crimson, the two-year captain and most valuable player tossed a career ERA of 1.98, and logged five homers in her final two years at bat. Ricciardone pitched her team to two Ivy League Championships earning All-Ivy League Honors all four years, and is a two-time All-Region NCAA honoree.

After graduating from Harvard, Ricciardone joined her former Crimson coach, Ashley Waters, at Boston University as an assistant coach from 2015-2016. While at BU, Ricciardone gained experience in recruiting while guiding the team to a Patriot League Championship title, as well as a bid to NCAA Regionals.

At BU Ricciardone also helped lead senior Melanie Russel to Patriot League Pitcher of the Year honors, as well as four players to the First-Team All-Patriot honors, and two to Second-Team honors.

- USF
- OUTLOOK
- COACHES**
- PLAYERS
- REVIEW
- RECORDS
- HISTORY
- MEDIA





DIRECTOR OF TOURNAMENTS & OPERATIONS

**VALERIE
ARIOTO**

2nd Season | University of California '12

Valerie Arioto begins her second season as USF Softball's director of tournaments and operations. A former standout player for the University of California, Berkeley, Arioto brings a wealth of softball knowledge to USF.

Arioto graduated from Cal in 2012 with a degree in American Studies and an emphasis on media, entertainment and technology. She appeared in 191 games, boasting a career .333 average with 31 home runs, 126 RBIs and 41 stolen bases. A two-way player, she also appeared in the circle for 452 innings, throwing 28 complete games, striking out 542 and boasting a career 1.87 ERA.

Arioto was the 2012 Pac-12 Player of the Year, a Top 3 Finalist for the Collegiate Player of the Year, a first team All-American (2012) and a 2012 Lowe's Senior CLASS Award Winner.

Upon graduation, Arioto was a second-round draft pick of the USSSA Pride in the 2012 NPF Draft. Arioto was selected to the U.S. Women's National Team in 2011 and has been a member of the Red, White, and Blue ever since. She is a three-time World Cup gold medalist and a WBSC Women's World Championship gold medalist.



SPORTS INFORMATION

**ERIN
BECK**

1st Season | USF '17

Erin Beck is in her first year as a communications assistant with USF Athletics and serves as the primary media contact for women's soccer, softball and men's and women's tennis.

Beck has worked with USF Athletics since August 2015, serving as a student intern for two years before being promoted to communications assistant in June 2017. In the spring of 2017, Beck was named the primary contact for men's and women's tennis while finishing her B.A. in Mass Communications.

Including her time as a student, Beck has helped promote three conference championship and NCAA tournament teams (men's tennis, women's tennis and women's soccer).

Beck is originally from Palm Bay, Fla. and graduated from USF in May of 2017.

COACHES AND STAFF
ATHLETIC TRAINER



**ALLIE
PALMER**

2nd Season | USF '13

Allie Palmer enters her second season with the USF Softball team, serving as the resident athletic trainer for the 2018 season.

Palmer, a native of Albany, Ga., received a bachelor of science education in athletic training from the University of Georgia in the spring of 2016. She is a licensed Florida athletic trainer and is working toward an M.S. in Advanced Athletic Training at USF. Palmer is also working toward a National EMT-B license.

At UGA, Palmer worked primarily with softball and women's basketball as a student athletic trainer, while assisting with other sports as needed.





®

2018

PLAYERS



UNDER ARMOUR®

G

AMBER ATKINSON

(R) Senior // OF/IF // 5-6
Citrus, Fla. // Indian River State College



t(2017):

- Redshirted due to injury.

Junior (2015):

- Appeared in 25 games in her first season at USF
- In 12 at-bats, recorded four runs, three hits and one RBI
- Was walked six times
- Was 2-for-3 on stolen bases for the year

Prior to USF

(Indian River State College):

- As a freshman, hit .387 with 62 runs and 72 hits including 11 doubles, five triples and nine home runs
- Named to the 2014 FCSAA Southern Conference First-Team
- Named FCSAA First-Team All-State
- Was on the NJCAA Softball Atlantic District All-Tournament Team
- As a sophomore, hit .442 with seven home runs...
- Was the Southern Conference Player of the Year
- Was Team Captain in 2015.

CAREER STATISTICS

Year	avg	gp-gs	ab	r	h	2b	3b	hr	rbi	tb	slg%	bb	hbp	so	gdp	ob%	sf	sh	sb-att	po	a	e	fld%
2016	.250	25-0	12	4	3	0	0	0	1	3	.250	6	0	1	0	.500	0	0	2-3	1	1	0	1.000
TOTAL	.250	25-0	12	4	3	0	0	0	1	3	.250	6	0	1	0	.500	0	0	2-3	1	1	0	1.000

CAREER HIGHS

CATEGORY	OPPONENT	DATE
At Bats	2 (three times)	
Hits	2 at Memphis	4/17/16
Runs	1 (four times)	
RBI	1 at Memphis	4/17/16
Walks	1 (six times)	
Stolen Bases	1 vs Michigan	2/13/16
	vs UConn	4/18/16
Putouts	1 vs Michigan	2/13/16
Assists	1 vs Michigan	

ATKINSON GAME BY GAME (2016)

Date	Opponent	Pos	AB	R	H	RBI	2B	3B	HR	BB	SB	CS	HBP	SAC	SF	GDP	K	PO	A	E	Avg	
Feb 12	VIRGINIA TECH	ph	1	0	0	0	0	0	0	0	0	0	0	0	0	0	0	0	0	0	0	.000
Feb 13	MICHIGAN	c	0	0	0	0	0	0	0	1	1	1	0	0	0	0	0	1	1	0	0	.000
Feb 19	vs Auburn	ph	0	0	0	0	0	0	0	1	0	0	0	0	0	0	0	0	0	0	0	.000
Feb 26	UNLV	ph	0	0	0	0	0	0	0	0	0	0	0	0	0	0	0	0	0	0	0	.000
Feb 27	WISCONSIN	ph	1	0	0	0	0	0	0	0	0	0	0	0	0	0	1	0	0	0	0	.000
Feb 28	KANSAS	ph	0	0	0	0	0	0	0	1	0	0	0	0	0	0	0	0	0	0	0	.000
Mar 04	TEXAS STATE	ph	0	1	0	0	0	0	0	1	0	0	0	0	0	0	0	0	0	0	0	.000
Mar 07	DETROIT	ph	1	0	0	0	0	0	0	0	0	0	0	0	0	0	0	0	0	0	0	.000
Mar 09	UTAH-1	pr	0	0	0	0	0	0	0	0	0	0	0	0	0	0	0	0	0	0	0	.000
Mar 09	UTAH-2	pr	0	1	0	0	0	0	0	0	0	0	0	0	0	0	0	0	0	0	0	.000
Mar 12	vs South Dakota	of	2	0	0	0	0	0	0	0	0	0	0	0	0	0	0	0	0	0	0	.000
Mar 12	vs Winthrop	pr	0	0	0	0	0	0	0	0	0	0	0	0	0	0	0	0	0	0	0	.000
Mar 13	NORTH FLORIDA	ph	1	0	0	0	0	0	0	0	0	0	0	0	0	0	0	0	0	0	0	.000
Mar 16	MAINE	pr	0	0	0	0	0	0	0	0	0	0	0	0	0	0	0	0	0	0	0	.000
Mar 18	CHATTANOOGA	pr/dh	0	0	0	0	0	0	0	0	0	0	0	0	0	0	0	0	0	0	0	.000
Mar 19	vs Kent State	pr	0	0	0	0	0	0	0	0	0	0	0	0	0	0	0	0	0	0	0	.000
Mar 22	NORTHWESTERN	pr	0	1	0	0	0	0	0	0	0	0	0	0	0	0	0	0	0	0	0	.000
Apr 02	HOUSTON	pr	0	0	0	0	0	0	0	0	0	0	0	0	0	0	0	0	0	0	0	.000
Apr 03	HOUSTON	ph	0	0	0	0	0	0	0	1	0	0	0	0	0	0	0	0	0	0	0	.000
Apr 06	BETHUNE-COOKMAN	ph	2	0	1	0	0	0	0	0	0	0	0	0	0	0	0	0	0	0	0	.125
Apr 08	UCONN	ph	0	0	0	0	0	0	0	1	1	0	0	0	0	0	0	0	0	0	0	.125
Apr 17	at Memphis	pr/dh	2	1	2	1	0	0	0	0	0	0	0	0	0	0	0	0	0	0	0	.300
Apr 29	UCF	ph	1	0	0	0	0	0	0	0	0	0	0	0	0	0	0	0	0	0	0	.273
May 21	vs Florida A&M	ph	1	0	0	0	0	0	0	0	0	0	0	0	0	0	0	0	0	0	0	.250
May 21	vs South Carolina	pr	0	0	0	0	0	0	0	0	0	0	0	0	0	0	0	0	0	0	0	.250
Totals		Ogs	12	4	3	1	0	0	0	6	2	1	0	0	0	0	1	1	1	0	0	.250

On base pct. .500 • Slugging pct. .250

10 LAUREN EVANS

Senior // Infielder // 6-0
Land O' Lakes, Fla. // Academy at the Lakes



During the summer of 2017, Evans helped the British National Team to a Bronze finish to help them qualify for the 2018 WBSC Women's World Championship.

2017 American Athletic Conference Second Team
2016 American Athletic Conference First Team

CAREER HIGHS

CATEGORY		OPPONENT	DATE
At-Bats	5	vs St. Joseph's at Houston	3/10/17 5/7/17
Hits	3	(six times)	
Runs	2	(13 times)	
RBI	4	vs St. Joseph's	3/10/17
Walks	3	vs Fordham	2/14/17
Stolen Bases	2	vs Jacksonville	2/7/15
Putouts	19	vs UCF	5/1/16
Assists	5	vs Georgia State	3/3/17

2017 (Junior):

- Second-Team All-American Athletic Conference
- Ranked fourth on the team with a .277 batting average
- Led the team with 166 at-bats
- Was 2-for-3 in stolen bases
- Second on the team with five doubles
- Hit .309 in conference play
- Moved to shortstop for the majority of the season after playing first base in every game in 2016

Sophomore (2016):

- Unanimous American Athletic Conference First-Team member
- Started all 61 games at first base
- Named American Athletic Conference Player of the Week
- Led the team with 375 putouts
- Set a career high in runs (26), hits (51), average (.313) and home runs (3)
- Tied for the team lead in triples (3)
- Led USF to a win over Illinois State with a two-run home run against Illinois State
- Went 3-for-3 with two runs, three RBI, a double and home run against Kansas
- Was 2-for-3 with two runs and three RBI against Wisconsin
- Recorded a season-high 19 putouts against UCF on May 1
- Recorded three games with double-digit putouts
- Hit .500 in the Tallahassee Regional with two RBI

Freshman (2015):

- Made first-career appearance in season opener on Feb. 5 vs. Hampton
- Made first-career start and posted first-career hit against Illinois State on Feb. 6
- Also hit first-career home run in the same game, finishing the day 2-for-3 with two RBIs and a run
- Had two hits, a run, an RBI and a home run against No. 16 Auburn (Feb. 20)
- Recorded a career-high three hits while scoring two runs in 5-0 win over Dartmouth (Feb. 21)
- Posted a career-high three RBIs in 18-5 win over Marshall (Feb. 21)
- Named to American Athletic Conference Honor Roll for first time in her career (Feb. 23)
- Went 2-for-3 with a run and an RBI in 7-0 win over Maine (March 3)
- Posted a hit and two runs in 3-1 win over Boston College (March 4)
- Had two hits and an RBI in 8-2 win over Maine (March 10)
- Had two doubles, including the game-winner, in a 3-2 win at UConn (April 3)
- Had two RBIs and a run in 8-7 loss at UConn (April 3)
- Named to the American Athletic Conference Honor Roll for the second time this season (April 6)
- Went 1-for-1 with two walks in 8-2 win over Memphis (April 25)

High School:

- 2014 Florida Dairy Farmers 2A Player of the Year
- FACA All-State (2012-14)
- 2012 All-North Sun Coast Player of the Year
- All-North Sun Coast First Team (2012-14)
- All-Pasco County First Team (2013-14)
- Team captain (2012-14)
- Also played volleyball (two-year letter winner)
- Team captain in 2013 and a member of the 2012 All-North Sun Coast First Team
- Member of the Mu Alpha Theta and honor roll all four years of high school

14 CASSIDY BOYLE

Senior // Shortstop // 5-8
Buchanan, N.Y. // Hendrick Hudson HS



Junior (2017):

- Appeared in 30 games, starting 17
- Recorded her first career home run against Towson (March 4)
- Hit her second home run of her career two games later against Boston College (March 8)
- Had four multiple-RBI games
- Posted a .407 slugging percentage with five extra-base hits

Sophomore (2016):

- Set a career high in average (.320), runs (17), hits (33) and doubles (6)
- Appeared in 54 games, starting 50
- Led the team with 112 assists at shortstop
- Went 2-for-2 with a run and two RBI against UNLV
- Had back-to-back multiple hit games against Winthrop and North Florida
- Went 2-for-3 with three RBI against Bethune-Cookman
- Went 2-for-3 with two doubles against South Carolina in the Tallahassee Regional

Freshman (2015):

- Made first-career appearance and start in season opener vs. Hampton (Feb. 5)
- Also collected first-career hit vs. Hampton
- Scored first-career run in 8-0 win over Detroit (Feb. 13)
- Recorded first multi-hit game on Feb. 14 vs. Fordham
- Posted two hits, a run and her first-career RBI in 18-5 win over Marshall (Feb. 21)
- Had a run and an RBI in 5-0 win over Toledo (March 7)
- Had two hits against Towson (March 14)
- Posted an RBI in 9-0 win over Hartford (March 17)
- Had a hit and scored a run in back-to-back games against Canisius (March 17) and Houston (March 22)
- Hit first-career double against Tulsa (March 29)
- Had an RBI single in 8-7 loss to UConn (April 3)
- Tied a career-high with two hits in a 7-3 loss to East Carolina (April 19)
- Had a hit in 5-0 win over East Carolina in the American Athletic Conference quarterfinals (May 7)

High School:

- 2014 Con Edison Award winner
- Earned All-League and All-Section honors all four years of high school
- Member of the all-state team in 2012 and 2014
- Team captain her senior year
- Posted a .630 batting average her senior year with 14 home runs and 37 RBI
- Had 200 career hits
- Earned varsity letters in two sports, basketball (four letters) and softball (six letters)
- In basketball, she earned all-league honors in 2013 and 2014 and all-section Honors her senior year
- Was a team captain her senior year in basketball
- Was a member of the Isabella Costa Academic Team
- Was a secretary of the National Honor Society and Honor Roll all four years of high school

CAREER HIGHS

CATEGORY		OPPONENT	DATE
At-Bats	4	(three times)	
Hits	3	at Memphis	4/15/16
Runs	2	at Memphis vs North Florida	4/15/16 3/13/16
RBI	3	(three times)	
Walks	1	(11 times)	
Stolen Bases	2	vs Binghamton	2/17/17
Putouts	3	(four times)	
Assists	1	NDSU	3/17/17

14 CASSIDY BOYLE

CAREER STATISTICS

Year	avg	gp-gs	ab	r	h	2b	3b	hr	rbi	tb	slg%	bb	hbp	so	gdp	ob%	sf	sh	sb-att	po	a	e	fld%
2015	.286	38-34	70	8	20	2	0	0	4	22	.314	9	1	5	1	.370	1	3	1-2	58	65	9	.932
2016	.320	54-50	103	17	33	6	0	0	16	39	.379	7	4	13	3	.379	2	1	0-1	67	112	10	.947
2017	.241	30-17	54	6	13	1	1	2	14	22	.407	2	0	3	0	.263	1	0	0-0	17	34	2	.962
TOTAL	.291	122-101	227	31	66	9	1	2	34	83	.366	18	5	21	4	.350	4	4	1-3	142	211	21	.944

BOYLE GAME BY GAME

Date	Opponent	Pos	AB	R	H	RBI	2B	3B	HR	BB	SB	CS	HBP	SAC	SF	GDP	K	PO	A	E	Avg	
Feb 09	ILLINOIS STATE	*ss	1	0	0	0	0	0	0	0	0	0	0	0	0	0	0	0	5	1	.000	
Feb 11	MICHIGAN	*ss	3	0	0	0	0	0	0	0	0	0	0	0	0	0	0	0	4	0	.000	
Feb 16	WISCONSIN	*ss	2	0	1	0	0	0	0	0	0	0	0	0	0	0	0	1	3	0	.167	
Feb 17	vs James Madison	*ss	3	0	1	0	0	0	0	0	0	0	0	0	0	0	0	1	5	0	.222	
Feb 18	vs Oklahoma State	*ss	3	1	2	2	0	1	0	0	0	0	0	0	0	0	0	3	1	0	.333	
Feb 23	EASTERN MICHIGAN	*ss	3	0	2	1	1	0	0	0	0	0	0	0	0	0	0	1	1	0	.400	
Feb 24	vs Ole Miss	*ss	3	0	0	0	0	0	0	0	0	0	0	0	0	0	0	1	2	0	.333	
Feb 25	vs Colgate	c	0	0	0	0	0	0	0	0	0	0	0	0	0	0	0	0	0	0	.333	
Feb 26	vs Ole Miss	*ss	1	0	0	0	0	0	0	0	0	0	0	0	0	0	0	0	0	0	.316	
Mar 03	SYRACUSE	*dh	2	0	0	0	0	0	0	0	0	0	0	0	0	0	0	0	0	0	.286	
Mar 04	vs Towson	ph	1	1	1	3	0	0	1	0	0	0	0	0	0	0	0	0	0	0	.318	
Mar 05	VILLANOVA	ph	1	0	0	0	0	0	0	0	0	0	0	0	0	0	0	0	0	0	.304	
Mar 08	BOSTON COLLEGE	ph	1	1	1	3	0	0	1	0	0	0	0	0	0	0	0	0	0	0	.333	
Mar 10	ST. JOSEPH'S	ph	1	1	0	1	0	0	0	0	0	0	0	0	0	0	0	0	0	0	.320	
Mar 12	ARMY	*ss/c	3	1	1	2	0	0	0	0	0	0	0	0	0	0	0	1	0	0	.321	
Mar 15	JACKSONVILLE	ph/dh	1	0	0	0	0	0	0	0	0	0	0	0	0	0	1	0	0	0	.310	
Mar 15	YALE	*dh	3	1	2	0	0	0	0	0	0	0	0	0	0	0	0	0	0	0	.344	
Mar 18	vs Missouri	*ss/c	3	0	1	0	0	0	0	0	0	0	0	0	0	0	0	2	4	0	.343	
Mar 18	vs Illinois	*dh	3	0	0	0	0	0	0	1	0	0	0	0	0	0	0	0	0	0	.316	
Mar 19	FAMU	*ss	3	0	0	0	0	0	0	0	0	0	0	0	0	0	0	2	3	0	.293	
Mar 22	at Florida	ph	1	0	0	0	0	0	0	0	0	0	0	0	0	0	0	0	0	0	.286	
Mar 24	TULSA	*ss/dh	3	0	0	0	0	0	0	0	0	0	0	0	0	0	0	1	2	1	.267	
Mar 25	TULSA	*ss	3	0	0	0	0	0	0	0	0	0	0	0	0	0	1	2	3	0	.250	
Mar 26	TULSA	*dh	2	0	0	0	0	0	0	0	0	0	0	0	0	0	0	0	0	0	.240	
Apr 08	EAST CAROLINA	ph	0	0	0	1	0	0	0	0	0	0	0	0	1	0	0	0	0	0	.240	
Apr 15	at UCF	ph	1	0	1	1	0	0	0	0	0	0	0	0	0	0	0	0	0	0	.255	
Apr 21	MEMPHIS	ph	0	0	0	0	0	0	0	1	0	0	0	0	0	0	0	0	0	0	.255	
Apr 27	FGCU-1	ph	1	0	0	0	0	0	0	0	0	0	0	0	0	0	0	0	0	0	.250	
May 06	at Houston	ph	1	0	0	0	0	0	0	0	0	0	0	0	0	0	1	0	0	0	.245	
May 11	vs Memphis	ss/c	1	0	0	0	0	0	0	0	0	0	0	0	0	0	0	2	1	0	.241	
Totals			17gs	54	6	13	14	1	1	2	2	0	0	0	0	1	0	3	17	34	2	.241

On base pct. .263 • Slugging pct. .407



29 MORGAN GROSS

Senior // Catcher // 5-7
Reno, Nevada // Earl Wooster HS



Junior (2017):

- Appeared in 55 games, starting 53 all at catcher
- Assumed primary catching duties in the sixth game of the season
- Tallied a six-game on-base streak during the season
- Recorded her first career hit against Binghamton (Feb. 17)
- Recorded her first career home run against ECU to lead the Bulls to a comeback victory
- Ranked second on the team with 267 putouts

Sophomore (2016):

- Appeared in 13 games, started five
- Recorded her first-career RBI in a 6-1 win over Utah
- 2015-16 NFCA All-American Scholar Athlete
- Named to the American Athletic All-Academic Team

Freshman (2015):

- Named to the American Athletic Conference All-Academic Team
- Made first-career appearance against No. 11 Tennessee on Feb. 14
- 2014-15 NFCA All-American Scholar Athlete

High School:

- Earned all-state first team honors and all-league second team honors (2013-14) Earned Northern Nevada All-League Second Team Honors (2012-13)
- Earned Northern Nevada All-League Honorable Mention (2011-12)
- Won best defensive player honors for her high school
- Was her high school Co-MVP her junior year and team captain
- Graduated with honors
- Member of the National Honor Society

2015-16 NFCA All-American Scholar Athlete
2016 American Athletic All-Academic Team
2014-15 NFCA All American Scholar Athlete
2015 American Athletic Conference All-Academic Team

CAREER HIGHS

CATEGORY		OPPONENT	DATE
At-Bats	4	(Four times)	
Hits	2	(Four times)	
Runs	2	(Three times)	
RBI	3	vs ECU	4/8/17
Walks	1	(Four times)	
Stolen Bases	1	vs UConn	4/2/17
		vs James Madison	2/17/17
Putouts	10	vs Delaware	2/10/17
		vs Jacksonville	3/15/17
Assists	3	vs Oklahoma State	2/18/17

29 MORGAN GROSS

CAREER STATISTICS

Year	avg	gp-gs	ab	r	h	2b	3b	hr	rbi	tb	slg%	bb	hbp	so	gdp	ob%	sf	sh	sb-att	po	a	e	fld%
2015	.000	7-0	3	0	0	0	0	0	0	0	.000	0	1	1	0	.250	0	0	0-0	11	0	0	1.000
2016	.000	13-5	8	0	0	0	0	0	1	0	.000	0	1	3	0	.111	0	0	0-0	34	0	1	.971
2017	.209	55-53	110	15	23	5	0	1	11	31	.282	5	2	29	1	.256	0	5	2-2	267	15	5	.983
TOTAL	.190	75-58	121	15	23	5	0	1	12	31	.256	5	4	33	1	.246	0	5	2-2	312	15	6	.982

BOYLE GAME BY GAME

Date	Opponent	Pos	AB	R	H	RBI	2B	3B	HR	BB	SB	CS	HBP	SAC	SF	GDP	K	PO	A	E	Avg	
Feb 09	ILLINOIS STATE	c	0	0	0	0	0	0	0	0	0	0	0	0	0	0	0	2	0	0	.000	
Feb 10	DELAWARE	*c/dh	2	0	0	0	0	0	0	0	0	0	0	0	0	0	1	10	1	1	.000	
Feb 12	FLORIDA	*c	1	0	0	0	0	0	0	0	0	0	0	0	0	0	1	5	0	0	.000	
Feb 16	WISCONSIN	*c	2	0	0	0	0	0	0	0	0	0	0	0	0	0	1	6	0	0	.000	
Feb 17	vs Binghamton	*c	1	2	1	0	0	0	0	1	0	0	1	0	0	0	0	4	0	0	.167	
Feb 17	vs James Madison	*c	1	0	0	0	0	0	0	1	1	0	0	0	0	0	0	5	1	0	.143	
Feb 18	vs Hofstra	*c	3	0	1	1	0	0	0	0	0	0	0	0	0	0	0	6	0	0	.200	
Feb 18	vs Oklahoma State	*c	4	1	1	1	0	0	0	0	0	0	0	0	0	0	1	3	3	0	.214	
Feb 23	EASTERN MICHIGAN	*c	3	2	2	1	1	0	0	0	0	0	0	0	0	0	0	8	1	0	.294	
Feb 24	vs Ole Miss	*c	2	0	0	0	0	0	0	0	0	0	0	0	0	0	0	5	0	0	.263	
Feb 25	vs Colgate	*c	2	1	0	0	0	0	0	0	0	0	0	1	0	0	2	4	0	0	.238	
Feb 26	vs Ole Miss	*c	2	0	0	0	0	0	0	0	0	0	0	0	0	0	0	5	0	1	.217	
Feb 26	at Stetson	*c	4	1	1	0	0	0	0	0	0	0	0	0	0	0	1	5	1	0	.222	
Mar 03	GEORGIA STATE	*c	2	0	0	0	0	0	0	0	0	0	0	0	0	0	0	3	0	0	.207	
Mar 03	SYRACUSE	*c	1	0	0	0	0	0	0	0	0	0	1	0	0	0	1	6	0	0	.200	
Mar 04	vs Ball State	*c	2	1	1	0	0	0	0	0	0	0	0	0	0	0	0	1	0	0	.219	
Mar 04	vs Towson	*c	2	0	1	0	0	0	0	0	0	0	0	0	0	0	0	3	0	0	.235	
Mar 05	VILLANOVA	*c	2	0	0	0	0	0	0	0	0	0	0	0	0	0	0	5	0	1	.222	
Mar 08	BOSTON COLLEGE	*c	2	0	0	0	0	0	0	0	0	0	0	0	0	0	0	4	2	0	.211	
Mar 08	PENN	*c	2	0	0	0	0	0	0	0	0	0	0	0	0	0	1	6	0	0	.200	
Mar 10	PURDUE	*c	2	0	0	0	0	0	0	0	0	0	0	0	0	0	0	5	0	0	.190	
Mar 10	ST. JOSEPH'S	*c	4	0	0	0	0	0	0	0	0	0	0	0	0	0	0	8	0	0	.174	
Mar 11	vs Butler	*c	3	0	1	0	0	0	0	0	0	0	0	0	0	0	1	3	1	0	.184	
Mar 11	vs Central Michigan	*c	2	0	0	0	0	0	0	0	0	0	0	1	0	0	1	9	0	0	.176	
Mar 12	ARMY	*c/dh	0	0	0	0	0	0	0	0	0	0	0	0	0	0	0	3	0	0	.176	
Mar 12	CENTRAL CONNECTI	*c	2	2	2	0	1	0	0	0	0	0	0	0	0	0	0	6	0	0	.208	
Mar 15	JACKSONVILLE	*c	0	0	0	0	0	0	0	0	0	0	0	0	0	0	0	10	0	0	.208	
Mar 15	YALE	*c	2	0	1	0	0	0	0	0	0	0	0	0	0	0	0	5	0	0	.218	
Mar 17	AUBURN	*c	2	0	0	0	0	0	0	0	0	0	0	0	0	0	0	7	0	1	.211	
Mar 17	NDSU	*c	3	1	2	2	1	0	0	0	0	0	0	0	0	0	1	6	0	0	.233	
Mar 18	vs Missouri	*c	2	0	0	0	0	0	0	0	0	0	0	0	0	0	1	2	0	0	.226	
Mar 18	vs Illinois	*c	3	0	1	1	0	0	0	0	0	0	0	0	0	0	0	4	0	0	.231	
Mar 19	FAMU	*c	3	1	2	0	1	0	0	0	0	0	0	0	0	0	0	6	0	0	.250	
Mar 22	at Florida	*c	1	0	0	0	0	0	0	0	0	0	0	0	0	0	0	3	0	0	.246	
Mar 24	TULSA	*c	1	0	0	0	0	0	0	0	0	0	0	0	0	0	1	5	0	0	.243	
Mar 25	TULSA	*c	2	0	0	0	0	0	0	0	0	0	0	0	0	0	1	5	2	0	.236	
Mar 26	TULSA	*c	2	0	0	0	0	0	0	0	0	0	0	0	0	0	0	4	0	0	.230	
Apr 02	at UConn-1	*c	2	1	0	0	0	0	0	1	1	0	0	0	0	0	1	1	0	0	.224	
Apr 02	at UConn-2	*c	1	0	0	0	0	0	0	1	0	0	0	0	0	0	0	5	0	0	.221	
Apr 07	EAST CAROLINA	*c	2	0	0	0	0	0	0	0	0	0	0	0	0	0	1	4	0	0	.215	
Apr 08	EAST CAROLINA	*dh/c	2	1	1	3	0	0	1	0	0	0	0	0	0	0	1	7	0	0	.222	
Apr 09	EAST CAROLINA	*c	2	0	0	0	0	0	0	0	0	0	0	0	0	0	1	9	0	0	.217	
04/12/17	at Jacksonville	*c	2	0	0	0	0	0	0	0	0	0	0	0	0	0	1	4	0	0	.212	
Apr 13	at UCF	*c	2	0	0	0	0	0	0	0	0	0	0	0	0	0	1	2	0	0	.207	
Apr 14	at UCF	*c	3	1	1	0	1	0	0	0	0	0	0	0	0	1	0	4	0	0	.211	
Apr 15	at UCF	*c	1	0	0	0	0	0	0	0	0	0	0	2	0	0	0	2	0	0	.209	
Apr 21	MEMPHIS	*c	2	0	0	0	0	0	0	0	0	0	0	0	0	0	1	6	0	0	.204	
Apr 22	MEMPHIS	*c	2	0	0	0	0	0	0	0	0	0	0	1	0	0	0	2	0	0	.200	
Apr 23	MEMPHIS	*c	3	0	1	1	0	0	0	0	0	0	0	0	0	0	1	6	0	0	.204	
Apr 27	FGCU-1	*c	2	0	0	0	0	0	0	0	0	0	0	0	0	0	2	3	2	0	.200	
Apr 27	FGCU-2	*c	2	0	1	1	0	0	0	0	0	0	0	0	0	0	0	5	1	0	.206	
May 05	at Houston	*c	2	0	1	0	0	0	0	0	0	0	0	0	0	0	1	4	0	0	.212	
May 06	at Houston	*c	1	0	0	0	0	0	0	0	0	0	0	0	0	0	1	2	0	0	.210	
May 07	at Houston	*c	4	0	1	0	0	0	0	0	0	0	0	0	0	0	1	6	0	1	.211	
May 11	vs Memphis	*c	1	0	0	0	0	0	0	0	0	0	0	0	0	0	1	8	0	0	.209	
Totals			53gs	110	15	23	11	5	0	1	5	2	0	2	5	0	1	29	267	15	5	.209



32 HANNAH PARKER

Senior // Pitcher // 5-7
Altoona, Iowa. // Western Kentucky



Junior (2017):

- Made 43 appearances and 17 starts
- Posted a 10-7 record in her first season at USF
- Led the team with five saves
- Combined for six shutouts
- Threw two complete games
- Led the team in innings pitched (126.2) and strikeouts (94)

Freshman (Western Kentucky, 2015):

- Pitched in 17 games with four starts while posting 73 at-bats in 24 games at the plate
- Went 6-1 in the circle with a 4.82 ERA, 77 hits, 47 runs, 39 earned runs, 21 walks and 36 strikeouts
- Hit .205 with 15 hits, four runs, three RBI, seven walks and two sacrifice hits
- Made first appearance and collegiate start against North Florida (2/6) going three innings
- Earned first win against Alabama State (2/7) after allowing seven hits and three runs in five innings of work
- Threw a complete game in win over Georgia Tech (2/14), giving up three hits and one run while walking two and striking out three
- Posted complete-game wins at Marshall (3/14) and Ball State (3/22), striking out a season-high five against the Cardinals
- Came in for three innings of relief to notch win over Murray State (4/8) with two hits and two strikeouts
- Held Middle Tennessee (5/3) in four innings of action to help WKU's bats to a comeback win
- Had first collegiate hit and run against Alabama State (2/8)
- Posted hit and RBI in win over No. 19 Nebraska (2/14)
- Recorded a hit in each game of the Marshall series (3/13-14)
- Came in as pinch hitter to tab game-winning RBI in 1-0 win over Charlotte (5/7) in Conference USA Championship opener
- Had first multi-hit game in NCAA Regional win against North Carolina (5/15)
- Posted a hit in 14-inning win against No. 16 Georgia in NCAA Regional

CAREER HIGHS

CATEGORY		OPPONENT	DATE
At-Bats	5	St. Joseph's Houston	3/10/17 5/7/17
Hits	2	ECU St. Joseph's	4/8/17 3/10/17
Runs	1	(Seven times)	
RBI	2	UCF	4/14/17
Walks	2	Central Michigan Army	3/11/17 3/12/17
Stolen Bases	1	Jacksonville	3/15/17
Putouts	2	Jacksonville	2/7/15
Assits	4	FGCU	4/27/17
Strikeouts	9	Syracuse St. Joseph's	3/3/17 3/10/17
Walks Allowed	4	Central Michigan	3/11/17
Innings Pitched	8	Towson Houston St. Joseph's	3/4/17 4/7/17 3/10/17

High School:

- First-team all-state, all-division and all-conference player from Southeast Polk High School in Iowa
- Led the Rams to conference championships in 2010 and 2013 after joining the high school varsity team as an eighth grader
- Named to all-tournament team at state (5A)
- Held pitching ERA of 1.20 and batting average of .390

41

ASTIN DONOVAN

Senior // Outfielder // 5-5
 Guilford, Conn. // Mercy HS



2017 All-Conference Second Team
 2016 All-Conference Second Team
 2016 NFCA Mideast All-Region Second Team
 USA Softball Player of the week (once, 2016)

CAREER HIGHS

CATEGORY	OPPONENT	DATE
At-Bats	5 (Three times)	
Hits	3 (Eight times)	
Runs	3 UConn	4/2/17
RBI	6 UConn	4/2/17
Walks	1 (19 times)	
Stolen Bases	2 (Five times)	
Putouts	5 Michigan	2/7/17
Assists	2 Illinois State	2/9/17

Junior (2017):

- Second-Team All-American Athletic Conference Selection
- Ranked second on the team in a number of categories, including batting average (.369), runs (26), slugging percentage (.482), on-base percentage (.399), and stolen bases (10)
- Led the team in hits (52) and total bases (68)
- Recorded three home runs on the season
- Was second on the team with 13 multiple-hit games
- Has reached base in her last 11 games and had a hit in her last 10
- Was a single shy of the cycle in a 3-for-4 outing against UConn (April 2)
- Tallied a six-RBI day against UConn and was responsible for eight of the nine runs scored
- Was the only player on the season to record more than five RBI in a game

Sophomore (2016):

- Named NFCA Mideast All-Region Second Team
- Named to the American Athletic Conference Second Team
- Set a career-high with three RBI against Detroit
- Led the team with 10 sacrifice hits
- Was 3-for-3 with two runs against Marist
- Hit the game-winning home run, her first out-of-the-park homer, against East Carolina in a nine-inning victory
- Recorded at least two-hits in five of her last six games
- Was second on the team with 15 multiple-hit games
- Named USA Softball Player of the Week
- Set the USF team season home run record with her second of the season and the team's 49th of the year in the NCAA Tallahassee Regional

Freshman (2015):

- Made first-career appearance and start in season opener vs. Hampton (Feb. 5)
- Also had first-career hit and run scored vs. Hampton (Feb. 5) ... Posted first multi-hit game on Feb. 7 against No. 8 Michigan
- Recorded first-career RBI in 9-1 win over Jacksonville (Feb. 7)
- Went 2-for-2 with two runs and two RBIs in 11-0 win over FGCU (Feb. 15)
- Posted two hits in 5-2 win over Illinois (Feb. 27)
- Scored a run and had an RBI double in 7-0 win over Maine (March 3)
- Hit an inside-the-park home run for her first-career homer and also drove in a career-high three runs in 7-1 win over Portland State (March 6)
- Tied career-high with three RBIs and hit a three-run triple in 5-0 win over Toledo (March 7)
- Went 2-for-3 with a run and an RBI in 5-3 win over Mercer (March 7)
- Named to the American Athletic Conference Honor Roll for first time in her career (March 9)
- Went 2-for-3 with two runs in 6-1 win over Yale (March 10)
- Went 2-for-3 with a run and an RBI in 8-2 win over Maine (March 10)
- Had a run, hit and an RBI in 8-0 win over Boston University (March 13)
- Posted a career high with three hits and also tied a career high with two runs in USF's 8-7 comeback win over Tulsa (March 28)
- Posted a hit and an RBI in 3-2 win at UConn (April 3)
- Had a hit, scored a run and stole a base in 6-0 win at FGCU (April 8)
- Had a hit, a run and an RBI in USF's 8-2 win over Memphis (April 25)
- Had two hits and a run in 5-0 win over East Carolina in the American Athletic Conference quarterfinals (May 7)

2015 USA Junior National Team:

- One of 20 players to earn a spot on the junior national team

High School:

- Connecticut High School Scholar Athlete of the Year (2013-14)
- Earned Player of the Year honors (2013-14)
- First Team All-State (2013-14)
- All-Area MVP (2013-14)
- 2013 MVP Athlete of the Year in Connecticut Softball
- Was a member of the Southern Connecticut Conference All-Quinnipiac Top Ten for Softball
- Batted .513 her senior season with 34 runs and 35 RBI and .491 her junior year with 37 runs and 33 RBI
- Earned varsity letters in three sports volleyball (two), indoor/outdoor track (two) and softball (two)
- Was a member of the Honor Roll, National Honor Society and Spanish National Honor Society

CAREER STATISTICS																							
Year	avg	gp-gs	ab	r	h	2b	3b	hr	rbi	tb	slg%	bb	hbp	so	gdp	ob%	sf	sh	sb-att	po	a	e	fld%
2015	.341	49-47	129	26	44	1	2	1	17	52	.403	4	2	18	0	.370	0	2	12-14	49	2	0	1.000
2016	.369	61-61	157	31	58	6	2	2	20	74	.471	12	0	16	1	.409	2	10	11-14	70	3	2	.973
2017	.369	46-44	141	26	52	3	2	3	22	68	.482	3	6	17	0	.399	3	5	10-12	62	6	1	.986
TOTAL	.361	156-152	427	83	154	10	6	6	59	194	.454	19	8	51	1	.394	5	17	33-40	181	11	3	.985

DONOVAN GAME BY GAME																							
Date	Opponent	Pos	AB	R	H	RBI	2B	3B	HR	BB	SB	CS	HBP	SAC	SF	GDP	K	PO	A	E	Avg		
Feb 09	ILLINOIS STATE	*of/of	3	0	1	1	0	0	0	0	0	0	0	0	1	0	0	0	2	0	.333		
Feb 10	DELAWARE	*of/of	4	1	1	0	0	0	0	0	1	0	0	0	0	0	0	1	1	0	.286		
Feb 11	MICHIGAN	*of	2	0	2	0	0	0	0	0	0	0	0	1	1	0	0	0	0	1	.444		
Feb 12	FLORIDA	*of	2	0	1	0	0	0	0	0	0	0	0	0	0	0	0	1	3	0	.455		
Feb 16	WISCONSIN	*of/of	4	0	1	0	0	0	0	0	1	0	0	0	0	0	2	1	0	0	.400		
Feb 17	vs Binghamton	*of	5	1	3	1	0	0	0	0	1	0	0	0	0	0	0	2	0	0	.450		
Feb 17	vs James Madison	*of	3	0	1	0	0	0	0	0	0	0	0	0	0	0	1	2	0	0	.435		
Feb 18	vs Hofstra	*of	4	2	2	0	0	0	0	0	0	0	0	0	0	0	0	2	0	0	.444		
Feb 18	vs Oklahoma State	*of	2	1	1	0	0	0	0	0	0	0	0	0	0	0	0	0	0	0	.448		
Mar 03	GEORGIA STATE	ph	1	0	0	0	0	0	0	0	0	0	0	0	0	0	1	0	0	0	.433		
Mar 03	SYRACUSE	ph	1	0	1	0	0	0	0	0	0	0	0	0	0	0	0	0	0	0	.452		
Mar 08	BOSTON COLLEGE	*of	4	1	1	1	0	0	0	0	1	0	0	0	0	0	0	2	0	0	.429		
Mar 08	PENN	*of	3	0	0	0	0	0	0	0	0	0	0	0	0	0	0	1	0	0	.395		
Mar 10	PURDUJE	*of	3	0	0	0	0	0	0	0	0	0	0	0	0	0	0	0	0	0	.366		
Mar 10	ST. JOSEPH'S	*of	4	0	1	0	0	0	0	0	1	0	0	1	0	0	1	1	1	0	.356		
Mar 11	vs Butler	*of	3	0	0	0	0	0	0	0	0	0	0	0	0	0	0	1	1	0	.333		
Mar 11	vs Central Michigan	*of	3	0	1	0	0	0	0	0	0	0	0	0	0	0	0	1	0	0	.333		
Mar 12	ARMY	*of/of	4	1	0	0	0	0	0	0	0	0	0	0	0	0	0	1	2	0	.309		
Mar 12	CENTRAL CONNECTI	*of	4	0	3	2	0	0	0	0	1	0	0	0	0	0	0	2	0	0	.339		
Mar 17	AUBURN	*of	4	0	0	0	0	0	0	0	0	0	0	0	0	0	0	0	1	0	.317		
Mar 17	NDSU	*of	2	2	2	0	0	0	0	0	1	0	2	0	0	0	0	2	0	0	.338		
Mar 18	vs Missouri	*of	3	1	1	3	0	0	1	0	0	0	0	0	0	0	0	1	0	0	.338		
Mar 18	vs Illinois	*of	3	0	1	0	0	0	0	0	0	0	1	0	0	0	0	1	0	0	.338		
Mar 19	FAMU	*of	3	1	1	0	0	0	0	0	0	0	0	0	0	0	0	0	0	0	.338		
Mar 22	at Florida	*of	2	0	0	0	0	0	0	0	0	0	0	0	0	0	1	2	0	0	.329		
Mar 24	TULSA	*of	3	0	0	0	0	0	0	0	0	0	0	0	0	0	2	3	0	0	.316		
Mar 25	TULSA	*of	3	2	2	0	0	0	0	0	0	0	0	0	0	0	1	4	1	0	.329		
Mar 26	TULSA	*of	3	0	0	0	0	0	0	0	0	0	0	0	0	0	2	1	0	0	.318		
Apr 02	at UConn-1	*of	4	3	3	6	1	1	1	0	1	0	0	0	0	0	0	1	0	0	.337		
Apr 02	at UConn-2	*of	3	0	1	0	1	0	0	0	0	0	0	0	0	0	0	3	0	0	.337		
Apr 07	EAST CAROLINA	*of	3	1	1	0	0	1	0	0	1	0	0	0	0	0	0	2	0	0	.337		
Apr 08	EAST CAROLINA	*of/of	4	1	3	0	0	0	0	0	0	0	0	0	0	0	0	1	0	0	.354		
Apr 09	EAST CAROLINA	*of/of	2	1	0	0	0	0	0	1	0	0	0	1	0	0	0	2	0	0	.347		
04/12/17	at Jacksonville	*of	2	1	1	1	0	0	0	0	0	0	2	0	0	0	0	2	0	0	.350		
Apr 13	at UCF	*of	3	0	0	0	0	0	0	0	0	0	0	0	0	0	1	1	0	0	.340		
Apr 14	at UCF	*of/of	2	0	0	1	0	0	0	1	0	0	0	0	1	0	1	2	0	0	.333		
Apr 15	at UCF	*of	2	1	1	2	0	0	1	1	0	0	1	0	0	0	1	0	0	0	.336		
Apr 21	MEMPHIS	*of	3	0	1	1	0	0	0	0	0	1	0	0	1	0	0	0	0	0	.336		
Apr 22	MEMPHIS	*of	4	2	2	1	0	0	0	0	0	0	0	0	0	0	0	0	0	0	.342		
Apr 23	MEMPHIS	*of	3	1	1	0	0	0	0	0	0	0	0	0	0	0	0	3	0	0	.342		
Apr 27	FGCU-1	*of	3	0	1	1	0	0	0	0	1	0	0	0	0	0	1	3	1	0	.341		
Apr 27	FGCU-2	*of	3	2	3	0	0	0	0	0	0	1	1	0	0	0	0	2	0	0	.357		
May 05	at Houston	*of	4	0	2	0	0	0	0	0	0	0	0	0	0	0	0	0	0	0	.362		
May 06	at Houston	*of	3	0	1	0	0	0	0	0	0	0	0	0	0	0	0	0	0	0	.361		
May 07	at Houston	*of	5	0	2	1	1	0	0	0	0	0	0	0	0	0	0	2	0	0	.362		
May 11	vs Memphis	*of	3	0	2	0	0	0	0	0	0	0	0	0	0	0	0	1	0	0	.369		
Totals			44gs	141	26	52	22	3	2	3	3	10	2	6	5	3	0	17	62	6	1	.369	

On base pct. .399 • Slugging pct. .482



88 JOJO MCGILL

Senior // Pitcher // 5-10
Gainesville, Fla. // P.K. Yonge HS



Junior (2017):

- Led the pitching staff with 11 wins on the season
- Posted two solo shutouts in three complete games
- Picked up one save
- Was second on the team with a 2.69 ERA
- Made 29 appearance with 19 starts

Sophomore (College of Central Florida):

- Finished with a .83 ERA and a 33-4 record
- Threw 25 complete games, 193.2 innings and struck out 124 batters
- Gave up just 23 earned runs and struck out 4.48 batters per game

Freshman (South Alabama):

- Went 16-4 with a 1.92 ERA, pitching in 127 innings with 75 strike-outs and just 17 walks
- Led University of South Alabama and the Sun Belt Conference with the lowest earned run average (1.92)

High School:

- Graduate from P.K. Yonge Developmental Research School in Gainesville, Fla
- Earned seven varsity letters at P.K. Yonge high school
- Named 2013 Gainesville Sun's Small School Softball Player of the Year after posting 16 shutouts for the Blue Wave with six no-hitters to go along with area-low 0.83 ERA, giving up only 62 hits in 142 innings pitched with 181 strikeouts and only 15 walks
- Went 24-3 in the circle as a junior
- Five-time first-team Gainesville Sun all-area pitcher
- Also holds the P.K. Yonge home run record

CAREER HIGHS

CATEGORY		OPPONENT	DATE
Runs	1	Jacksonville	3/15/17
Walks	1	Jacksonville	3/15/17
Putouts	2	UCF	4/13/17
Assists	4	UConn	4/2/17
Innings Pitched	8	Wisconsin	2/16/17
Walks Allowed	4	Wisconsin	2/16/17
Strikeouts	8	Wisconsin	2/16/17

- USF
- OUTLOOK
- COACHES
- PLAYERS
- REVIEW
- RECORDS
- HISTORY
- MEDIA



USF CAREER STATISTICS

Year	avg	gp-gs	ab	r	h	2b	3b	hr	rbi	tb	slg%	bb	hbp	so	qdp	ob%	sf	sh	sb-att	po	a	e	fld%
2017	.000	3-1	0	1	0	0	0	0	0	0	.000	1	0	0	0	1.000	0	0	0-0	4	25	4	.879
TOTAL	.000	3-1	0	1	0	0	0	0	0	0	.000	1	0	0	0	1.000	0	0	0-0	4	25	4	.879

Year	era	w-l	app	gs	cg	sho	sv	ip	h	r	er	bb	so	2b	3b	hr	bf	bavq	wp	hbp	bk	sfa	sha
2017	3.45	11-7	29	19	3	2/3	1	99.0	116	59	38	41	64	10	0	6	467	.289	4	11	0	3	10
TOTAL	3.45	11-7	29	19	3	2/3	1	99.0	116	59	38	41	64	10	0	6	467	.289	4	11	0	3	10

MCGILL GAME BY GAME (PITCHING)

Date	Opponent	GS	IP	H	R	ER	BB	SO	2B	3B	HR	WP	BK	HBP	IBB	Score	W-L	Sv	ERA	NP
Feb 09	ILLINOIS STATE	*	4.0	5	3	0	2	3	0	0	0	0	0	0	1	5-4	0-0	0	0.00	78
Feb 10	DELAWARE		1.0	6	4	0	0	4	0	0	0	0	0	0	0	6-4	0-0	0	0.00	40
Feb 11	MICHIGAN		1.0	1	0	0	1	1	0	0	0	0	0	0	0	6-4	0-0	1	0.00	15
Feb 12	FLORIDA	*	3.2	7	5	5	3	1	1	0	1	0	0	0	0	0-8	0-1	1	4.66	73
Feb 16	WISCONSIN	*	8.0	6	2	2	4	8	0	0	0	0	0	0	1	1-3	0-2	1	3.57	124
Feb 18	vs Hofstra	*	2.1	4	2	1	0	2	1	0	0	0	0	2	0	7-5	0-2	1	3.60	41
Feb 18	vs Oklahoma State		3.1	3	0	0	2	2	0	0	0	0	0	0	0	12-4	1-2	1	3.09	59
Feb 23	EASTERN MICHIGAN		1.0	1	0	0	0	2	0	0	0	0	0	1	0	4-0	1-2	1	2.96	17
Feb 24	vs Ole Miss	*	1.1	6	6	6	1	1	2	0	0	0	0	0	0	0-8	1-3	1	4.91	30
Feb 25	vs Colgate	*	6.0	3	0	0	1	4	1	0	0	0	0	0	0	10-0	2-3	1	3.98	73
Feb 26	at Stetson	*	4.0	4	3	2	2	3	1	0	0	0	0	1	0	6-3	3-3	1	4.04	63
Mar 15	JACKSONVILLE		3.0	1	0	0	2	6	0	0	0	0	0	0	0	9-6	4-3	1	3.72	66
Mar 15	YALE		2.0	1	1	0	0	2	0	0	0	0	0	0	0	4-3	5-3	1	3.54	29
Mar 17	NDSU	*	6.0	4	0	0	1	5	0	0	0	0	0	1	0	7-0	6-3	1	3.09	71
Mar 18	vs Illinois	*	5.0	7	3	2	3	0	1	0	1	1	0	0	0	3-7	6-3	1	3.14	99
Mar 19	FAMU	*	4.1	8	3	2	0	4	1	0	0	1	0	0	0	4-3	7-3	1	3.21	76
Mar 22	at Florida		0.2	1	1	1	2	0	0	0	0	0	0	1	0	0-8	7-3	1	3.34	25
Mar 24	TULSA	*	4.2	5	5	1	2	4	1	0	0	0	0	1	0	0-5	7-4	1	3.23	97
Mar 25	TULSA	*	3.2	7	4	3	1	1	1	0	1	1	0	0	0	3-7	7-5	1	3.46	65
Mar 26	TULSA		1.0	0	0	0	0	0	0	0	0	0	0	0	0	0-5	7-5	1	3.41	12
Apr 02	at UConn-1	*	6.0	1	0	0	1	1	0	0	0	0	0	1	0	9-0	8-5	1	3.12	58
Apr 07	EAST CAROLINA	*	5.2	2	0	0	2	1	0	0	0	0	0	1	0	3-0	9-5	1	2.90	69
Apr 08	EAST CAROLINA	*	4.2	8	3	3	3	2	0	0	0	1	0	1	1	7-6	10-5	1	3.06	79
Apr 09	EAST CAROLINA		2.0	3	3	3	2	2	0	0	2	0	0	0	0	9-7	10-5	1	3.31	43
Apr 13	at UCF	*	4.0	3	1	0	3	0	0	0	0	0	0	0	1	0-2	10-6	1	3.16	62
Apr 15	at UCF	*	0.2	5	4	4	1	1	0	0	0	0	0	0	0	4-5	10-6	1	3.54	34
Apr 27	FGCU-2	*	5.0	5	2	2	1	2	0	0	1	0	0	0	1	9-2	11-6	1	3.54	69
May 06	at Houston	*	2.2	6	3	0	1	0	0	0	0	0	0	0	0	1-3	11-7	1	3.44	61
May 11	vs Memphis		2.1	3	1	1	0	2	0	0	0	0	0	1	0	0-7	11-7	1	3.45	38
Totals			19	99.0	116	59	38	41	64	10	0	6	4	0	11	5129-119	11-7	1	3.45	-



2 MIA FUNG

R-Junior // OF/C // 5-6
Tampa, Fla. // Strawberry Crest HS



Junior (2017):

- Appeared in the first five games on the season before a season-ending injury
- Was batting .364 with a .545 slugging percentage

Sophomore (2016):

- Appeared in 61 games, starting 58
- Ranked second on the team with nine home runs
- Ranked third with a .539 slugging percentage
- Set career highs in runs (37), hits (41), RBI (29) and walks (23)
- Led the team in walks with 23
- Went 2-for-3 with a run and RBI against Fordham
- Was 2-for-2 with two runs, two RBI, a double and a home run against Jacksonville
- Hit a home run in three straight games
- Recorded 21 extra base hits

Freshman (2015):

- Made first-career appearance in season opener against Hampton (Feb. 5)
- Collected first-career hit, run and RBI to go along with three steals in 9-1 win over Jacksonville (Feb. 7)
- Hit first-career home run against Marshall (Feb. 20)
- Posted first-career multi-hit game in 7-0 win over Maine (March 3)
- Had two hits, two runs and an RBI in 7-1 win over Portland State (March 6)
- Had a hit and scored two runs in 8-0 win over Boston University (March 13)
- Posted two-hit games against Hartford (March 17) and Houston (March 22)
- Hit three-run homer to set a new single-game high for RBIs in 8-7 loss at UConn (April 3)
- Had two hits and recorded third home run of the year in 3-2 win over No. 15 UCF (May 2)

High School:

- 2013 Tampa Bay Player of the Year
- Earned All-Suncoast First Team Honors
- First Team Western Conference honors (2010-14)
- Holds the record for most stolen bases for Hillsborough County Schools
- Posted a .533 batting average her junior year and a .440 batting average her senior year
- Honor Roll student at Strawberry Crest High School

CAREER HIGHS

CATEGORY		OPPONENT	DATE
At-Bats	5	ECU	5/25/16
Hits	2	(15 times)	
Runs	2	(11 times)	
RBI	4	Maine	3/4/16
Walks	3	UCF	5/3/15
Stolen Bases	3	Jacksonville	2/7/15
Putouts	10	Tulsa	3/28/15
Assists	2	(Three times)	

CAREER STATISTICS

Year	avg	gp-gs	ab	r	h	2b	3b	hr	rbi	tb	slg%	bb	hbp	so	gdp	ob%	sf	sh	sb-att	po	a	e	fld%
2015	.281	28-22	57	14	16	2	0	3	8	27	.474	12	0	14	0	.406	0	1	8-10	70	3	0	1.000
2016	.270	61-58	152	37	41	10	2	9	29	82	.539	23	2	27	3	.371	1	2	11-15	81	17	3	.970
2017	.364	5-5	11	3	4	2	0	0	3	6	.545	4	0	3	0	.533	0	0	0-1	13	0	0	1.000
TOTAL	.277	94-85	220	54	61	14	2	12	40	115	.523	39	2	44	3	.389	1	3	19-26	164	20	3	.984

2 MIA FUNG

FUNG GAME BY GAME (2017)

Date	Opponent	Pos	AB	R	H	RBI	2B	3B	HR	BB	SB	CS	HBP	SAC	SF	GDP	K	PO	A	E	Avg
Feb 09	ILLINOIS STATE	*c/of	2	0	1	1	0	0	0	2	0	0	0	0	0	0	0	6	0	0	.500
Feb 10	DELAWARE	*of/c	4	2	2	2	1	0	0	0	0	0	0	0	0	0	0	0	0	0	.500
Feb 11	MICHIGAN	*c	3	1	1	0	1	0	0	1	0	0	0	0	0	0	1	2	0	0	.444
Feb 12	FLORIDA	*of	2	0	0	0	0	0	0	0	0	0	0	0	0	0	2	2	0	0	.364
Feb 16	WISCONSIN	*c	0	0	0	0	0	0	0	1	0	1	0	0	0	0	0	3	0	0	.364
Totals		5gs	11	3	4	3	2	0	0	4	0	1	0	0	0	0	3	13	0	0	.364


FUNG GAME BY GAME (2016)

Date	Opponent	Pos	AB	R	H	RBI	2B	3B	HR	BB	SB	CS	HBP	SAC	SF	GDP	K	PO	A	E	Avg
Feb 12	SOUTH CAROLINA	*of	4	0	0	0	0	0	0	0	0	0	0	0	0	0	1	3	0	0	.000
Feb 12	VIRGINIA TECH	*c	3	0	0	0	0	0	0	0	0	0	0	0	0	0	0	3	1	0	.000
Feb 13	MICHIGAN	*of	1	0	0	0	0	0	0	0	0	0	0	0	0	0	0	0	1	0	.000
Feb 13	ILLINOIS STATE	*of	2	0	0	0	0	0	0	0	0	0	0	0	0	0	0	0	0	0	.000
Feb 14	FLORIDA	*of	2	0	0	0	0	0	0	1	0	0	0	0	0	0	1	1	1	0	.000
Feb 19	vs Fordham	*of/c	3	1	2	1	0	0	0	1	0	0	0	0	0	0	2	0	0	0	.133
Feb 19	vs Auburn	*of/c	3	0	0	0	0	0	0	1	0	0	0	0	0	1	0	1	0	0	.111
Feb 20	vs Oklahoma State	*of	2	0	1	2	1	0	0	0	0	0	0	0	0	0	0	0	0	1	.150
Feb 20	vs Tennessee	*c/of	3	1	1	1	0	0	1	1	0	0	0	0	0	0	1	4	0	0	.174
Feb 24	JACKSONVILLE	*of	2	2	2	2	1	0	1	0	0	0	0	1	0	0	0	1	0	0	.240
Feb 26	KANSAS	*of	3	1	1	1	0	0	1	0	0	0	0	0	0	0	0	1	0	0	.250
Feb 26	UNLV	*c	3	2	2	0	0	0	0	1	0	0	0	0	0	0	0	3	0	0	.290
Feb 27	WISCONSIN	*of	3	1	0	0	0	0	0	0	1	0	1	0	0	0	0	0	0	0	.265
Feb 27	WISCONSIN	*of	3	0	0	0	0	0	0	0	0	0	0	0	0	0	2	0	0	0	.243
Feb 28	KANSAS	*of	3	1	2	1	1	1	0	0	0	0	0	0	0	0	0	1	0	0	.275
Mar 04	PURDUE	*of	2	0	0	0	0	0	0	1	1	0	0	0	0	0	1	0	1	0	.262
Mar 04	TEXAS STATE	*c	3	0	0	0	0	0	0	0	0	0	0	0	0	0	0	2	0	0	.244
Mar 05	vs College ofCharleston	*of	3	1	2	0	1	0	0	0	0	1	0	0	0	0	0	2	0	0	.271
Mar 05	vs Illinois	*c/of	3	1	2	1	0	1	0	1	0	0	0	0	0	0	0	2	2	0	.294
Mar 06	CENTRAL MICHIGAN	*of	3	1	1	0	0	0	0	0	0	0	0	0	0	0	1	0	0	0	.296
Mar 07	DETROIT	*of	2	1	1	2	0	0	1	0	0	0	0	0	0	0	0	0	0	0	.304
Mar 09	UTAH-1	*of	3	2	2	1	0	0	1	0	0	0	1	0	0	0	0	1	0	0	.322
Mar 09	UTAH-2	*of	4	0	2	1	1	0	0	0	0	1	0	0	0	1	0	2	0	0	.333
Mar 11	USC UPSTATE	*of	3	1	1	1	0	0	0	1	0	0	0	0	0	1	0	1	0	0	.333
Mar 11	NEW MEXICO STATE	*of	4	0	1	0	0	0	0	0	0	0	0	0	0	0	1	1	2	1	.329
Mar 12	vs South Dakota	*of	1	2	1	2	0	0	1	1	0	0	0	0	0	0	0	0	0	0	.338
Mar 12	vs Winthrop	*of	3	0	0	0	0	0	0	0	1	0	0	0	0	0	0	0	0	0	.324
Mar 13	NORTH FLORIDA	*of	2	1	1	1	0	0	1	0	0	0	0	0	0	0	0	1	0	0	.329
Mar 16	LEHIGH	*of/of	3	2	2	0	1	0	0	0	0	0	0	0	0	0	0	1	0	0	.342
Mar 16	MAINE	*of	3	1	1	4	0	0	1	0	0	0	0	0	1	0	0	1	0	0	.341
Mar 18	CHATTANOOGA	*of	3	2	1	1	1	0	0	0	0	0	0	0	0	0	0	0	0	0	.341
Mar 18	GEORGIA TECH	*of	2	1	0	0	0	0	0	1	0	0	0	0	0	0	0	1	0	0	.333
Mar 19	vs Kent State	*of	2	0	0	0	0	0	0	2	0	0	0	0	0	0	1	1	0	0	.326
Mar 21	MARIST	*of	3	1	1	1	1	0	0	1	1	0	0	0	0	0	2	1	0	0	.326
Mar 22	NORTHWESTERN	*of	1	0	1	0	0	0	0	2	1	1	0	0	0	0	0	4	0	0	.333
Mar 24	at East Carolina	*of	4	1	1	0	0	0	0	0	0	0	0	0	0	0	1	2	0	0	.330
Mar 25	at East Carolina	*of	5	1	2	1	0	0	0	0	1	0	0	0	0	0	0	2	0	0	.333
Mar 26	at East Carolina	*of	2	1	0	1	0	0	0	2	1	0	0	0	0	0	0	1	0	0	.327
Apr 01	HOUSTON	*of	1	2	1	2	0	0	1	1	1	0	0	1	0	0	0	0	0	0	.333
Apr 02	HOUSTON	*of	2	1	1	0	0	0	0	1	0	0	0	0	0	0	0	2	0	0	.336
Apr 03	HOUSTON	*of	3	0	0	0	0	0	0	0	0	0	0	0	0	0	0	0	1	0	.327
Apr 06	BETHUNE-COOKMAN	*of/of	3	0	1	1	1	0	0	0	0	0	0	0	0	0	1	0	0	0	.327
Apr 06	BETHUNE-COOKMAN	*c	0	2	0	1	0	0	0	2	0	0	0	0	0	0	0	3	2	0	.327
Apr 08	UCONN	*of	2	1	1	0	0	0	0	0	0	0	0	0	0	0	1	1	0	0	.330
Apr 09	UCONN	*of	0	0	0	0	0	0	0	0	0	0	0	0	0	0	0	0	0	0	.330
Apr 10	UCONN	*of	2	0	0	0	0	0	0	1	0	0	0	0	0	0	0	7	0	0	.325
Apr 15	at Memphis	*of	3	0	0	0	0	0	0	0	0	0	0	0	0	0	1	0	0	0	.317
Apr 16	at Memphis	*of	2	0	0	0	0	0	0	0	0	0	0	0	0	0	2	0	0	0	.311
Apr 17	at Memphis	*of	0	0	0	0	0	0	0	0	0	0	0	0	0	0	0	1	1	0	.311
Apr 20	at Florida	*of	3	0	1	0	0	0	0	0	0	0	0	0	0	0	2	3	0	0	.312
Apr 22	at Tulsa	*of	2	0	0	0	0	0	0	1	0	0	0	0	0	0	0	2	0	0	.307
Apr 23	at Tulsa	*of	4	0	1	0	0	0	0	0	0	1	0	0	0	0	2	3	0	0	.305
Apr 24	at Tulsa	*of	4	0	0	0	0	0	0	0	0	0	0	0	0	0	1	0	1	0	.296
Apr 29	UCF	*of	2	0	0	0	0	0	0	0	0	0	0	0	0	0	1	2	1	0	.292
Apr 30	UCF	*of	2	0	0	0	0	0	0	0	0	0	0	0	0	0	0	2	1	0	.288
May 01	UCF	*of	4	0	0	0	0	0	0	0	0	0	0	0	0	0	2	0	1	0	.280
May 13	vs Houston	*of	1	1	1	0	1	0	0	2	0	0	0	0	0	0	0	0	0	0	.285
May 14	at Tulsa	*of	2	0	0	0	0	0	0	0	0	0	0	0	0	0	1	3	0	0	.281
May 20	vs South Carolina	*of	3	0	0	0	0	0	0	0	0	0	0	0	0	0	0	2	0	0	.275
May 21	vs Florida A&M	*of/c	3	1	0	0	0	0	0	0	0	0	0	0	0	0	1	4	1	0	.270
May 21	vs South Carolina	*of	0	0	0	0	0	0	0	1	0	0	0	0	0	0	0	0	0	1	.270
Totals		58gs	152	37	41	29	10	2	9	23	11	4	2	2	1	3	27	81	17	3	.270

On base pct .371 • Slugging pct .539

24 LINDSEY DEVITT

Junior // Infielder // 5-8
Jacksonville, Fla. // Atlantic Coast HS



2017 (Sophomore):

- Appeared in 53 games, starting 49 primarily at second base
- Was tied for third on the team with four home runs
- Was second on the team with 12 extra-base hits
- Led the team with 20 walks
- Was a perfect 6-for-6 on stolen bases
- Recorded her first career grand slam against Oklahoma State (Feb. 18)
- Was one of just three players with a five-RBI game
- Recorded seven multiple-hit games
- Currently has a six-game on-base streak

Freshman (2016):

- Appeared in 32 games, starting 13
- Had her first-career appearance starting in the season opener against South Carolina on Feb. 12, when she recorded her first-career run
- Recorded her first-career hit and RBI in an 11-2 win over Fordham
- Hit her first-career double against UNLV on Feb. 26

High School:

- Four-year letter winner at Atlantic Coast High School
- Hit .337 as a senior with 36 RBI and nine home runs
- As a senior earned All-First Coast and all-state honors

CAREER HIGHS

CATEGORY		OPPONENT	DATE
At-Bats	5	Houston	5/7/17
Hits	2	(Seven times)	
Runs	2	(Three times)	
RBI	5	Oklahoma State	2/18/17
Walks	2	(Three times)	
Stolen Bases	2	ECU	4/8/17
Putouts	5	Tennessee	2/20/16
		Wisconsin	2/27/16
Assists	6	Houston	5/5/17

- USF
- OUTLOOK
- COACHES
- PLAYERS
- REVIEW
- RECORDS
- HISTORY
- MEDIA



24 LINDSEY DEVITT

CAREER STATISTICS

Year	avg	gp-gs	ab	r	h	2b	3b	hr	rbi	tb	slg%	bb	hbp	so	gdp	ob%	sf	sh	sb-att	po	a	e	fld%
2016	.182	32-13	33	5	6	2	0	0	7	8	.242	3	1	10	1	.270	0	0	0-0	36	24	3	.952
2017	.242	53-49	128	19	31	5	3	4	17	54	.422	20	0	22	1	.345	0	4	6-6	77	93	10	.944
TOTAL	.230	85-62	161	24	37	7	3	4	24	62	.385	23	1	32	2	.330	0	4	6-6	113	117	13	.947

DEVITT GAME BY GAME

Date	Opponent	Pos	AB	R	H	RBI	2B	3B	HR	BB	SB	CS	HBP	SAC	SF	GDP	K	PO	A	E	Avg	
Feb 09	ILLINOIS STATE	*2b/ss	4	0	1	0	0	0	0	0	0	0	0	0	0	0	0	0	0	0	0	.250
Feb 10	DELAWARE	*2b	3	0	0	0	0	0	0	1	1	0	0	0	0	0	0	1	0	1	1	.143
Feb 11	MICHIGAN	*2b	3	0	1	0	0	0	0	1	0	0	0	0	0	0	0	0	0	1	0	.200
Feb 12	FLORIDA	*dh	2	0	0	0	0	0	0	0	0	0	0	0	0	0	0	2	0	0	0	.167
Feb 16	WISCONSIN	*2b	3	0	0	0	0	0	0	0	0	0	0	0	0	0	0	0	3	3	0	.133
Feb 17	vs Binghamton	*2b	4	0	1	0	0	0	0	0	1	0	0	0	0	0	0	1	2	1	0	.158
Feb 17	vs James Madison	*2b	3	0	1	0	0	0	0	0	0	0	0	0	0	0	0	1	3	1	0	.182
Feb 18	vs Hofstra	*2b	2	1	0	0	0	0	0	0	0	0	0	0	0	0	0	0	3	4	0	.167
Feb 18	vs Oklahoma State	*2b/of	3	1	2	5	1	0	1	0	0	0	0	1	0	0	0	2	2	0	0	.222
Feb 23	EASTERN MICHIGAN	*2b/of	2	0	1	0	1	0	0	2	0	0	0	0	0	0	0	2	0	0	0	.241
Feb 24	vs Ole Miss	*2b	3	0	0	0	0	0	0	0	0	0	0	0	0	0	1	1	1	4	0	.219
Feb 25	vs Colgate	*2b/of	3	2	1	2	0	0	0	1	0	0	0	0	0	0	1	2	2	0	0	.229
Feb 26	vs Ole Miss	*2b/of	3	0	0	0	0	0	0	0	0	0	0	0	0	0	0	0	1	1	0	.211
Feb 26	at Stetson	*2b	3	0	1	0	0	0	0	0	0	0	0	0	0	0	0	1	3	4	0	.220
Mar 03	GEORGIA STATE	*2b	3	0	0	0	0	0	0	0	0	0	0	0	0	0	0	0	3	2	0	.205
Mar 03	SYRACUSE	*2b/of	3	0	0	1	0	0	0	0	0	0	0	0	0	0	0	0	1	1	0	.191
Mar 04	vs Ball State	*2b	2	0	0	0	0	0	0	0	0	0	0	0	1	0	0	1	4	2	0	.184
Mar 04	vs Towson	*2b	2	0	0	0	0	0	0	0	0	0	0	0	1	0	0	0	1	2	0	.176
Mar 05	VILLANOVA	*2b/of	1	0	0	0	0	0	0	1	0	0	0	0	0	0	0	1	3	0	0	.173
Mar 08	BOSTON COLLEGE	*2b	1	1	0	0	0	0	0	2	0	0	0	0	0	0	0	0	1	5	0	.170
Mar 08	PENN	*2b	2	1	1	1	0	0	1	0	0	0	0	0	0	0	0	1	2	3	2	.182
Mar 10	PURDUE	*2b	2	0	0	0	0	0	0	0	0	0	0	0	0	0	0	0	1	4	0	.175
Mar 10	ST. JOSEPH'S	ph	1	0	0	0	0	0	0	0	0	0	0	0	0	0	0	1	0	0	0	.172
Mar 11	vs Butler	*2b	1	0	0	0	0	0	0	1	0	0	0	0	0	0	0	0	2	1	1	.169
Mar 12	CENTRAL CONNECTI	ph	1	0	0	0	0	0	0	0	0	0	0	0	0	0	0	0	0	0	0	.167
Mar 15	JACKSONVILLE	*of	3	0	1	3	0	1	0	0	0	0	0	0	0	0	0	1	0	0	0	.175
Mar 15	YALE	*of	3	1	2	0	1	1	0	1	1	0	0	0	0	0	0	0	0	0	0	.197
Mar 17	AUBURN	*2b	2	0	0	0	0	0	0	1	0	0	0	0	0	0	0	1	1	2	0	.191
Mar 17	NDSU	pr/2b	0	1	0	0	0	0	0	0	0	0	0	0	0	0	0	0	0	0	0	.191
Mar 18	vs Missouri	*2b	2	2	2	1	0	0	1	0	0	0	0	0	0	0	0	0	1	3	2	.214
Mar 18	vs Illinois	*2b	3	0	0	0	0	0	0	1	0	0	0	0	0	0	0	0	3	2	0	.205
Mar 22	at Florida	*2b	2	0	1	0	1	0	0	0	0	0	0	0	0	0	0	1	3	2	1	.213
Mar 24	TULSA	*2b/ss	1	0	0	0	0	0	0	0	0	0	0	0	1	0	0	2	4	0	0	.211
Mar 25	TULSA	*2b	3	0	0	0	0	0	0	0	0	0	0	0	0	0	0	2	3	0	0	.203
Mar 26	TULSA	*of	2	0	0	0	0	0	0	0	0	0	0	0	0	0	0	0	2	0	0	.198
Apr 02	at UConn-1	*2b	2	1	1	0	0	1	0	1	0	0	0	0	0	0	0	0	4	0	0	.205
Apr 02	at UConn-2	*2b	2	0	0	0	0	0	0	0	0	0	0	0	0	0	0	2	2	0	1	.200
Apr 07	EAST CAROLINA	of	0	0	0	0	0	0	0	0	0	0	0	0	0	0	0	0	1	0	0	.200
Apr 08	EAST CAROLINA	*2b	2	1	1	0	0	0	0	1	2	0	0	0	0	0	0	0	2	0	0	.207
Apr 09	EAST CAROLINA	*2b	2	0	2	2	0	0	0	1	0	0	0	0	0	0	0	0	1	0	0	.225
04/12/17	at Jacksonville	*2b/of	4	1	2	0	0	0	0	0	0	0	0	0	0	0	0	0	1	4	0	.237
Apr 13	at UCF	*2b	1	0	0	0	0	0	0	2	0	0	0	0	0	0	0	0	3	0	0	.234
Apr 14	at UCF	*2b/of	3	2	0	0	0	0	0	1	0	0	0	0	0	0	0	1	3	2	0	.227
Apr 15	at UCF	*2b	4	0	0	0	0	0	0	0	0	0	0	0	0	0	0	0	2	0	0	.218
Apr 21	MEMPHIS	*2b	3	0	0	0	0	0	0	1	0	0	0	0	0	0	0	2	0	2	0	.212
Apr 22	MEMPHIS	*2b	3	1	2	0	0	0	0	0	0	0	0	0	0	0	0	0	1	0	0	.224
Apr 23	MEMPHIS	*2b	2	0	0	0	0	0	0	0	0	0	0	0	0	0	0	1	0	1	0	.220
Apr 27	FGCU-1	*2b	3	0	1	0	0	0	0	0	0	0	0	0	0	0	0	1	0	1	0	.223
Apr 27	FGCU-2	*2b/of	3	1	1	0	0	0	0	1	0	0	0	0	0	0	0	0	3	2	0	.226
May 05	at Houston	*2b	3	1	2	2	1	0	1	0	0	0	0	0	0	0	0	0	3	6	0	.237
May 06	at Houston	*2b	3	0	1	0	0	0	0	0	0	0	0	0	0	0	0	0	2	1	0	.240
May 07	at Houston	*2b	5	1	1	0	0	0	0	0	0	0	0	0	0	0	0	0	2	2	0	.238
May 11	vs Memphis	*2b	2	0	1	0	0	0	0	0	1	0	0	0	0	0	0	1	2	1	1	.242
Totals			49gs	128	19	31	17	5	3	4	20	6	0	0	4	0	1	22	77	93	10	.242

On base pct. .345 • Slugging pct. .422

44 SAM WORRELL

Junior // Infielder/Pitcher // 5-8
Oviedo, Fla. // Hagerty HS



Sophomore (2017)

- Appeared in 52 games, starting 51
- Led the team with six home runs on the season
- Finished with a .396 slugging percentage and 10 extra-base hits
- Was second on the team with 15 walks on the year
- Recorded a home run in back-to-back games twice
- Recorded four multiple-RBI games, including a four-RBI outing against Towson

Freshman (2016):

- Appeared in 28 games, starting 25
- Had her first career appearance starting against Virginia Tech on Feb. 12 where she collected her first-career hit which was a three-run home run
- Recorded her first double in an 11-2 win over Fordham

High School:

- Four-year letter winner at Hagerty High School
- Hit .447 with 32 home runs in her high school career
- Posted 69 wins with 626 strikeouts in her career
- Was the 2015 Player of the Year and a First-Team All-Conference selection

Led the team in home runs in her sophomore season (6)

CAREER HIGHS

CATEGORY		OPPONENT	DATE
At-Bats	4	(Eight times)	
Hits	3	Towson	3/4/17
		Jacksonville	3/15/17
Runs	2	(Six times)	
RBI	4	Towson	3/4/17
Walks	2	(Five times)	
Stolen Bases	1	Bethune Cookman	4/6/16
		Memphis	4/21/17
Putouts	4	Butler	4/11/17
Assists	5	Central Michigan	3/6/16

44 SAM WORRELL


CAREER STATISTICS

Year	avg	gp-gs	ab	r	h	2b	3b	hr	rbi	tb	slg%	bb	hbp	so	gdp	ob%	sf	sh	sb-att	po	a	e	fld%
2016	.255	28-25	51	14	13	3	0	5	12	31	.608	16	2	10	0	.449	0	1	1-1	21	31	6	.897
2017	.236	52-51	144	18	34	3	1	6	26	57	.396	15	3	27	0	.313	4	1	1-1	33	54	5	.946
TOTAL	.241	80-76	195	32	47	6	1	11	38	88	.451	31	5	37	0	.353	4	2	2-2	54	85	11	.927

WORRELL GAME BY GAME

Date	Opponent	Pos	AB	R	H	RBI	2B	3B	HR	BB	SB	CS	HBP	SAC	SF	GDP	K	PO	A	E	Avg	
Feb 09	ILLINOIS STATE	*dh/3b	3	1	1	0	0	0	0	0	0	0	0	0	0	0	1	0	0	0	.333	
Feb 10	DELAWARE	*3b	3	0	1	0	0	0	0	0	0	0	0	0	0	0	1	2	0	0	.333	
Feb 11	MICHIGAN	*dh	2	0	0	0	0	0	0	0	0	0	0	0	0	0	0	0	0	0	.250	
Feb 12	FLORIDA	*3b	2	0	0	0	0	0	0	0	0	0	0	0	0	0	1	0	1	0	.200	
Feb 16	WISCONSIN	*dh/3b	4	0	1	0	0	0	0	0	0	0	0	0	0	0	1	0	1	0	.214	
Feb 17	vs Binghamton	*dh	4	1	1	0	0	0	0	0	0	0	0	0	0	0	0	0	0	0	.222	
Feb 17	vs James Madison	*dh	3	0	0	0	0	0	0	0	0	0	0	0	0	0	0	0	0	0	.190	
Feb 18	vs Hofstra	*3b	3	1	1	0	0	0	0	0	0	0	0	0	0	0	0	0	1	0	.208	
Feb 18	vs Oklahoma State	*dh	3	2	2	1	0	0	1	0	0	0	0	0	0	0	0	0	0	0	.259	
Feb 23	EASTERN MICHIGAN	*3b	3	1	1	1	0	1	0	0	0	0	0	0	0	0	0	0	2	0	.267	
Feb 24	vs Ole Miss	*3b	3	0	2	0	0	0	0	0	0	0	0	0	0	0	0	1	2	0	.303	
Feb 25	vs Colgate	*3b	2	1	1	3	0	0	0	1	0	0	0	0	1	0	0	0	2	0	.314	
Feb 26	vs Ole Miss	*dh	1	0	0	0	0	0	0	1	0	0	0	0	0	0	1	0	0	0	.306	
Feb 26	at Stetson	*3b	4	1	1	1	0	0	1	0	0	0	0	0	0	0	0	1	1	0	.300	
Mar 03	GEORGIA STATE	*3b	2	0	0	0	0	0	0	1	0	0	0	0	0	0	0	0	2	0	.286	
Mar 03	SYRACUSE	*3b	3	0	1	0	0	0	0	0	0	0	0	0	0	0	1	0	0	0	.289	
Mar 04	vs Ball State	*dh	3	0	0	0	0	0	0	0	0	0	0	0	0	0	2	0	0	0	.271	
Mar 04	vs Towson	*dh	4	2	3	4	0	0	1	0	0	0	0	0	0	0	1	0	0	0	.308	
Mar 05	VILLANOVA	*3b	3	0	1	0	0	0	0	0	0	0	0	0	0	0	0	0	1	0	.309	
Mar 08	BOSTON COLLEGE	*dh	3	0	0	0	0	0	0	0	0	0	0	0	0	0	0	0	0	0	.293	
Mar 08	PENN	*3b	3	0	0	0	0	0	0	0	0	0	0	0	0	0	0	1	1	0	.279	
Mar 10	PURDUE	*dh	2	0	0	0	0	0	0	0	0	0	0	0	0	0	1	0	0	0	.270	
Mar 11	vs Butler	*3b	2	0	0	0	0	0	0	1	0	0	0	0	0	0	0	4	4	2	.262	
Mar 12	CENTRAL CONNECTI	*dh	3	1	1	1	0	0	0	0	0	0	0	0	0	0	0	0	0	0	.265	
Mar 15	JACKSONVILLE	*dh/3b	3	2	3	2	0	0	1	1	0	0	0	0	0	0	0	0	0	0	.296	
Mar 15	YALE	*3b	3	1	1	1	0	0	1	1	0	0	0	0	0	0	1	1	2	0	.297	
Mar 17	AUBURN	*3b	3	0	1	0	0	0	0	0	0	0	0	0	0	0	0	2	2	0	.299	
Mar 17	NDSU	*3b	2	0	1	1	0	0	0	1	0	0	0	0	1	0	1	2	2	0	.304	
Mar 18	vs Missouri	*dh	1	0	0	0	0	0	0	1	0	0	1	0	0	0	0	0	0	0	.300	
Mar 18	vs Illinois	*3b	3	1	1	1	0	0	1	0	0	0	1	0	0	0	0	2	0	2	.301	
Mar 19	FAMU	*dh	3	1	1	3	0	0	1	0	0	0	0	0	0	0	0	0	0	0	.302	
Mar 22	at Florida	*dh	2	0	0	0	0	0	0	0	0	0	0	0	0	0	0	0	0	0	.295	
Mar 25	TULSA	*dh/3b	2	0	0	0	0	0	0	0	0	0	1	0	0	0	2	0	0	0	.289	
Mar 26	TULSA	*3b	3	0	0	0	0	0	0	0	0	0	0	0	0	0	0	0	1	0	.280	
Apr 02	at UConn-1	*3b	4	1	2	1	1	0	0	0	0	0	0	0	0	0	1	0	2	0	.289	
Apr 02	at UConn-2	*3b	3	0	0	0	0	0	0	0	0	0	0	0	0	0	2	0	0	0	.280	
Apr 07	EAST CAROLINA	*3b	2	0	1	1	1	0	0	1	0	0	0	0	0	0	0	0	2	0	.284	
Apr 08	EAST CAROLINA	*3b	3	0	0	0	0	0	0	1	0	0	0	0	0	0	0	1	1	1	.276	
Apr 09	EAST CAROLINA	*3b	3	0	0	1	0	0	0	0	0	0	0	0	1	0	0	2	4	0	.269	
04/12/17	at Jacksonville	*3b	4	0	1	1	0	0	0	0	0	0	0	0	0	0	1	1	1	0	.268	
Apr 13	at UCF	*3b	3	0	2	0	0	0	0	0	0	0	0	0	0	0	0	1	3	0	.278	
Apr 14	at UCF	*3b	3	0	0	0	0	0	0	1	0	0	0	0	0	0	0	2	0	0	.271	
Apr 15	at UCF	*3b	3	0	0	0	0	0	0	0	0	0	0	1	0	0	0	2	1	0	.264	
Apr 21	MEMPHIS	*3b	3	0	0	1	0	0	0	0	1	0	0	0	1	0	2	0	2	0	.258	
Apr 22	MEMPHIS	*3b	3	0	0	0	0	0	0	1	0	0	0	0	0	0	0	3	2	0	.252	
Apr 23	MEMPHIS	*3b	3	0	0	0	0	0	0	0	0	0	0	0	0	0	1	0	2	0	.246	
Apr 27	FGCU-1	*3b	3	0	0	0	0	0	0	0	0	0	0	0	0	0	2	1	3	0	.241	
Apr 27	FGCU-2	*3b	3	0	1	1	0	0	0	0	0	0	0	0	0	0	0	1	3	0	.243	
May 05	at Houston	*3b	3	1	1	1	0	0	0	0	0	0	0	0	0	0	1	0	1	0	.245	
May 06	at Houston	*3b	2	0	0	0	0	0	0	0	0	0	0	0	0	0	0	1	1	0	.241	
May 07	at Houston	*3b	1	0	0	0	0	0	0	2	0	0	0	0	0	0	0	1	0	0	.239	
May 11	vs Memphis	*3b	2	0	0	0	0	0	0	0	0	0	0	0	0	0	0	1	1	0	.236	
Totals			51gs	144	18	34	26	3	1	6	15	1	0	3	1	4	0	27	33	54	5	.236

On base pct. .313 • Slugging pct. .396



CHEYENNE EGGENS

Junior // Pitcher // 6-0
Vienna, Ohio // Mathews HS



2017 All-Conference First Team

Sophomore (2017)

- First-Team All-American Athletic Conference selection
- Had a breakout sophomore season, leading the team with a 1.87 ERA
- Finished her sophomore campaign with a 9-6 record in 35 appearances
- Was second on the pitching staff with four saves
- Posted her first complete game in a 1-0 shutout over Georgia State (March 3)
- Struck out a career-high six batters against Eastern Michigan (Feb. 23)
- Allowed just 25 earned runs in 93 innings
- Combined for five shutouts with one solo shutout
- Picked up the win over then No. 6 Michigan, throwing 3.2 innings on one-run ball

Freshman (2016):

- Finished with a perfect 7-0 record
- Made 33 appearances and started 18 games
- Ranked second with a 2.32 ERA in 87.1 innings
- Picked up her first career win against Illinois State, throwing 3.0 innings of two-hit ball
- Recorded her first career strikeout against Virginia Tech
- Threw her first complete game against Fordham allowing just two runs on four hits and four strikeouts
- Earned a win in the Tallahassee Regional, throwing 4.0 innings of one-run ball against Florida A&M
- Threw a season-high 6.1 innings in a win over Utah

High School:

- Was a four-year letter winner at Mathews High School in Vienna, Ohio
- Four-year all-conference member
- Team captain as a junior and senior
- Posted a career ERA of 0.38 and had 53 shutouts
- Threw three perfect games as a junior

CAREER HIGHS

CATEGORY		OPPONENT	DATE
Innings Pitched	7	Georgia State	3/3/17
Walks Allowed	4	College of Charleston	3/15/16
		East Carolina	3/25/16
Strikeouts	6	Eastern Michigan	2/23/17
Putouts	1	(Four times)	
Assists	3	Purdue	3/10/17
		Butler	3/11/17



99 CHEYENNE EGGENS

CAREER STATISTICS

Year	avg	gp-gs	ab	r	h	2b	3b	hr	rbi	tb	slg%	bb	hbp	so	gdp	ob%	sf	sh	sb-att	po	a	e	fld%
2016	.000	6-4	0	0	0	0	0	0	0	0	.000	0	0	0	0	.000	0	0	0-0	3	11	1	.933
2017	.000	2-0	1	0	0	0	0	0	0	0	.000	0	0	0	0	.000	0	0	0-0	1	17	1	.947
TOTAL	.000	8-4	1	0	0	0	0	0	0	0	.000	0	0	0	0	.000	0	0	0-0	4	28	2	.941

EGGENS GAME BY GAME (PITCHING)

Date	Opponent	GS	IP	H	R	ER	BB	SO	2B	3B	HR	WP	BK	HBP	IBB	Score	W-L	Sv	ERA	NP
Feb 09	ILLINOIS STATE		0.1	1	0	0	0	0	0	0	0	0	0	0	0	5-4	0-0	0	0.00	10
Feb 11	MICHIGAN		3.2	4	1	1	1	0	2	0	0	0	0	1	0	6-4	1-0	0	2.25	46
Feb 12	FLORIDA		0.2	0	0	0	0	1	0	0	0	0	0	0	0	0-8	1-0	0	1.93	8
Feb 17	vs James Madison	*	3.2	3	4	1	1	3	0	0	0	0	0	2	0	0-5	1-1	0	2.16	60
Feb 18	vs Hofstra		3.2	4	3	3	0	2	0	0	1	0	0	0	0	7-5	2-1	0	3.75	48
Feb 23	EASTERN MICHIGAN	*	4.0	3	0	0	0	6	0	0	0	0	0	0	0	4-0	3-1	0	2.81	61
Feb 26	at Stetson		3.0	1	0	0	0	3	0	0	0	0	0	0	0	6-3	3-1	1	2.37	31
Mar 03	GEORGIA STATE	*	7.0	6	0	0	0	2	1	0	0	0	0	1	0	1-0	4-1	1	1.73	105
Mar 04	vs Ball State	*	5.0	8	2	2	2	0	1	0	1	0	0	1	0	6-2	5-1	1	2.03	93
Mar 05	VILLANOVA	*	5.0	6	3	0	1	3	0	1	0	0	0	0	0	0-5	5-2	1	1.75	74
Mar 08	BOSTON COLLEGE		1.0	3	2	1	0	0	0	0	1	0	0	2	0	6-4	5-2	1	1.95	32
Mar 08	PENN	*	0.0	2	2	1	0	0	1	0	0	1	0	0	0	2-3	5-3	1	2.19	10
Mar 10	PURDUE	*	5.1	5	1	1	0	3	1	0	0	0	0	0	0	0-2	5-4	1	2.13	70
Mar 10	ST. JOSEPH'S		0.0	1	1	1	0	0	0	0	1	0	0	1	0	11-9	5-4	1	2.34	8
Mar 11	vs Butler	*	3.0	4	4	2	1	0	1	0	0	0	0	1	0	1-5	5-5	1	2.58	58
Mar 12	CENTRAL CONNECTI	*	2.1	4	2	2	1	0	0	0	1	0	0	0	0	9-2	5-5	1	2.83	37
Mar 15	JACKSONVILLE		2.0	0	0	0	0	2	0	0	0	0	0	1	0	9-6	5-5	2	2.72	26
Mar 17	AUBURN		2.2	3	0	0	3	0	0	0	0	0	0	0	0	0-4	5-5	2	2.58	49
Mar 17	NDSU		1.0	0	0	0	0	0	0	0	0	0	0	0	0	7-0	5-5	2	2.53	12
Mar 18	vs Missouri		1.0	0	0	0	0	0	0	0	0	0	0	0	0	4-13	5-5	2	2.48	14
Mar 19	FAMU		0.1	2	0	0	0	0	0	0	0	0	0	0	0	4-3	5-5	2	2.47	9
Mar 22	at Florida		2.0	4	3	3	2	1	0	0	1	0	0	0	0	0-8	5-5	2	2.86	58
Mar 24	TULSA		2.1	3	0	0	0	0	0	0	0	0	0	0	0	0-5	5-5	2	2.75	37
Mar 26	TULSA		2.2	3	0	0	0	2	0	0	0	0	0	0	0	0-5	5-5	2	2.63	34
Apr 02	at UConn-2	*	4.0	6	1	1	0	2	1	0	1	0	0	0	0	0-1	5-6	2	2.60	59
Apr 09	EAST CAROLINA	*	3.0	2	3	3	3	4	1	0	0	0	0	1	1	9-7	5-6	2	2.88	61
04/12/17	at Jacksonville	*	4.0	2	0	0	0	1	0	0	0	0	0	0	0	5-2	6-6	2	2.72	54
Apr 14	at UCF	*	5.2	7	2	2	2	1	0	0	0	0	0	0	0	7-2	7-6	2	2.76	77
Apr 21	MEMPHIS		0.2	0	0	0	1	1	0	0	0	0	0	0	0	4-3	7-6	2	2.73	12
Apr 22	MEMPHIS	*	5.2	2	0	0	0	2	0	0	0	0	0	0	0	6-0	8-6	2	2.55	82
Apr 23	MEMPHIS		2.1	1	0	0	0	3	0	0	0	0	0	0	0	4-2	8-6	3	2.48	39
Apr 27	FGCU-1		1.0	1	0	0	1	0	0	0	0	0	0	0	0	1-0	8-6	4	2.45	14
May 05	at Houston		3.0	3	0	0	1	1	0	0	0	0	0	1	0	3-0	9-6	4	2.37	48
May 07	at Houston		1.1	3	1	0	0	1	0	0	0	0	0	0	0	4-5	9-6	4	2.34	31
May 11	vs Memphis		1.1	2	2	1	0	1	0	0	0	0	0	0	0	0-7	9-6	4	2.40	21
Totals		14	93.2	99	37	25	20	45	9	1	7	1	0	12	1	131-134	9-6	4	2.40	-

5 NICOLE DOYLE

Junior // Pitcher // 5-8
Aurora, Ohio // Southern Illinois University



Junior (2016, Southern Illinois)

- Returned in March after recovering from an ACL tear
- Threw a no-hitter against Hartford in her first career start, SIU's first no-hitter since 2011
- First freshman to throw a no-hitter at SIU since 1997
- Threw in five games and started two
- Had a 3.32 ERA in 12.2 innings
- Limited opponents to a .178 batting average and struck out 13
- Did not allow a run in 1.2 innings against MVC opponents
- Did not commit an error

High School:

- Three-time all-conference and two-time conference MVP
- 28 career wins and an ERA under 1.00
- Six no-hitters and 13 shutouts

CAREER HIGHS

CATEGORY		OPPONENT	DATE
Innings Pitched	7	UNLV Hartford	3/10/17 3/12/16
Walks Allowed	6	Butler	3/5/16
Strikeouts	8	Eastern Illinois	2/25/17
Putouts	1	Southeast Missouri	4/12/17
Assists	3	Hartford	3/12/16

USF

OUTLOOK

COACHES

PLAYERS

REVIEW

RECORDS

HISTORY

MEDIA

MACY COOK

Junior // Catcher // 5-6
 Uniontown, Ohio // Wright Stte



Junior (2016, Wright State)

- Saw action in 52 games, mostly at catcher
- Hit .326 with 43 hits in 132 at-bats with 13 runs scored
- Five doubles
- 18 walks
- First team All-Horizon League

2016 (Wright State):

- Saw action in 34 games, mostly at catcher
- Hit .260 with 27 hits in 104 at-bats with seven runs scored
- Five doubles
- Five multi-hit games
- Nine walks

High School:

- First Team All-Federal League as a senior and a second team selection as a freshman, sophomore and junior
- Team MVP and set school record for hits in a season as a senior
- Hit .375 as a junior with 19 RBI, also earning team MVP honors
- Hit .383 as a sophomore with 24 RBI
- Hit .378 with 27 RBI as a freshman
- Part of four state champions in travel ball and has competed in six national softball tournaments

CAREER HIGHS

CATEGORY		OPPONENT	DATE
At-Bats	4	(11 times)	
Hits	3	Cleveland State	4/8/17
Runs	2	Northern Kentucky	5/3/17
RBI	4	UC Santa Barbara	2/11/17
Walks	2	(Four times)	
Stolen Bases	1	Youngstown State	4/16/16
Putouts	8	Valparaiso	5/6/16
Assists	2	Cleveland State	4/8/17

3 BETHANEY KEEN

Sophomore // Outfielder/Infielder // 5-6
 Bradenton, Fla. // Braden River HS



2017 American Athletic All-Rookie Team selection

USA Junior Woman's National Team:

- World Cup of Softball XII participant
- Saw action in three games with a .167 (1-for-6) batting average

Freshman (2017):

- All-American Athletic Conference All-Rookie Team selection
- Led the team with seven multiple-RBI games
- First career hit was a two-run, walk-off home run over Illinois State on opening day
- Led the team with 14 extra-base hits
- Led the team with 412 putouts, ranking ninth all-time in a single season at USF
- Currently on a four-game on-base streak
- Second on the team with 64 total bases

High School:

- Played for Braden River High School
- Received all-area player honors all four years of high school
- Received all-area player, first-team all-state, FACA senior all-star game selection, and Braden River Softball All-Around Player of the Year honors for the 2015-2016 season
- Player of the Year nominee during 2015-2016 season
- Played in 7A state Final Four in 2016

- USF
- OUTLOOK
- COACHES
- PLAYERS
- REVIEW
- RECORDS
- HISTORY
- MEDIA

CAREER HIGHS

CATEGORY		OPPONENT	DATE
At-Bats	5	Binghamton	2/17/17
		St. Joseph's	3/10/17
Hits	3	UCF	4/14/17
		Binghamton	2/17/17
Runs	2	Army	3/12/17
		Jacksonville	3/15/17
RBI	3	(Three times)	
Walks	1	(Nine times)	
Stolen Bases	1	Army	3/12/17
Putouts	14	St. Joseph's	3/10/17
Assists	3	St. Joseph's	3/10/17



3 BETHANEY KEEN

CAREER STATISTICS

Year	avg	gp-gs	ab	r	h	2b	3b	hr	rbi	tb	slq%	bb	hbp	so	gdp	ob%	sf	sh	sb-att	po	a	e	fld%
2017	.234	56-56	171	21	40	8	2	4	29	64	.374	9	9	18	2	.301	4	1	1-2	412	24	4	.991
TOTAL	.234	56-56	171	21	40	8	2	4	29	64	.374	9	9	18	2	.301	4	1	1-2	412	24	4	.991

KEEN GAME BY GAME

Date	Opponent	Pos	AB	R	H	RBI	2B	3B	HR	BB	SB	CS	HBP	SAC	SF	GDP	K	PO	A	E	Avg	
Feb 09	ILLINOIS STATE	*1b/ph	4	1	1	2	0	0	1	0	0	0	0	0	0	0	1	9	0	0	.250	
Feb 10	DELAWARE	*1b	2	1	1	0	1	0	0	0	0	0	1	0	0	0	0	4	0	0	.333	
Feb 11	MICHIGAN	*1b	3	0	0	0	0	0	0	0	0	0	0	0	0	0	0	10	0	0	.222	
Feb 12	FLORIDA	*1b	2	0	0	0	0	0	0	0	0	0	0	0	0	0	1	6	0	0	.182	
Feb 16	WISCONSIN	*1b	4	0	1	0	0	0	0	0	0	0	0	0	0	1	0	9	1	0	.200	
Feb 17	vs Binghamton	*1b	5	0	3	1	1	0	0	0	0	0	0	0	0	0	0	6	0	0	.300	
Feb 17	vs James Madison	*1b	3	0	0	0	0	0	0	0	0	0	0	0	0	0	2	8	0	0	.261	
Feb 18	vs Hofstra	*1b	4	1	2	3	0	0	1	0	0	0	0	0	0	0	0	7	0	0	.296	
Feb 18	vs Oklahoma State	*1b	4	1	0	0	0	0	0	0	0	0	0	0	0	0	0	10	0	0	.258	
Feb 23	EASTERN MICHIGAN	*of	2	0	0	0	0	0	0	1	0	0	1	0	0	0	1	0	0	0	.242	
Feb 24	vs Ole Miss	*of	3	0	0	0	0	0	0	0	0	0	0	0	0	0	1	0	0	0	.222	
Feb 25	vs Colgate	*1b	1	0	0	2	0	0	0	0	0	0	0	1	0	2	0	9	1	0	.216	
Feb 26	vs Ole Miss	*1b	2	0	0	0	0	0	0	0	0	0	0	0	0	0	0	5	0	0	.205	
Feb 26	at Stetson	*1b	4	0	1	1	0	0	0	0	0	0	0	0	0	0	0	10	1	0	.209	
Mar 03	GEORGIA STATE	*1b	2	0	1	0	0	0	0	1	0	0	0	0	0	0	0	9	0	0	.222	
Mar 03	SYRACUSE	*1b	4	0	0	0	0	0	0	0	0	0	0	0	0	1	0	8	0	1	.204	
Mar 04	vs Ball State	*1b	2	1	0	0	0	0	0	1	0	0	0	0	0	0	0	6	0	0	.196	
Mar 04	vs Towson	*1b	4	1	1	0	0	0	0	0	0	0	0	0	0	0	0	12	1	0	.200	
Mar 05	VILLANOVA	*1b	3	0	0	0	0	0	0	0	0	0	0	0	0	0	1	8	0	0	.190	
Mar 08	BOSTON COLLEGE	*1b	3	0	1	1	1	0	0	0	0	0	0	0	0	0	0	9	1	0	.197	
Mar 08	PENN	*1b	3	0	0	0	0	0	0	0	0	0	0	0	0	0	0	10	0	0	.188	
Mar 10	PURDUE	*1b	3	0	0	0	0	0	0	0	0	0	0	0	0	0	0	10	0	0	.179	
Mar 10	ST. JOSEPH'S	*1b	5	1	1	1	0	0	0	1	0	0	0	0	0	0	1	14	3	0	.181	
Mar 11	vs Butler	*1b	3	0	1	1	1	0	0	0	0	0	0	0	0	0	0	8	0	0	.187	
Mar 11	vs Central Michigan	*1b	3	1	1	0	0	0	0	0	0	0	0	0	0	0	0	3	0	0	.192	
Mar 12	ARMY	*1b	2	2	1	0	0	0	0	1	1	0	1	0	0	0	0	1	0	0	.200	
Mar 12	CENTRAL CONNECTI	*1b	4	1	2	3	0	0	1	0	0	1	0	0	0	0	0	5	0	0	.214	
Mar 15	JACKSONVILLE	*1b/of	3	2	0	0	0	0	0	1	0	0	1	0	0	0	0	4	1	0	.207	
Mar 15	YALE	*1b	4	1	1	1	0	0	0	0	0	0	0	0	0	0	1	9	1	0	.209	
Mar 17	AUBURN	*1b	3	0	0	0	0	0	0	0	0	0	1	0	0	0	0	4	0	0	.202	
Mar 17	NDSU	*1b	4	0	2	2	0	0	0	0	0	0	0	0	0	0	0	7	0	0	.214	
Mar 18	vs Missouri	*1b	3	0	0	0	0	0	0	0	0	0	0	0	0	0	0	9	0	0	.208	
Mar 18	vs Illinois	*1b	4	0	1	0	0	1	0	0	0	0	0	0	0	0	0	9	2	0	.210	
Mar 19	FAMU	*1b	2	0	0	0	0	0	0	0	0	0	0	1	0	0	0	12	1	0	.206	
Mar 22	at Florida	*1b	2	0	0	0	0	0	0	0	0	0	0	0	0	0	0	4	0	0	.202	
Mar 24	TULSA	*1b	2	0	1	0	0	0	0	1	0	0	0	0	0	0	1	7	1	0	.207	
Mar 25	TULSA	*of/1b	2	0	1	1	0	0	0	0	0	0	1	0	0	0	0	1	0	0	.212	
Mar 26	TULSA	*1b	3	0	1	0	0	0	0	0	0	0	0	0	0	0	0	8	1	1	.216	
Apr 02	at UConn-1	*1b	3	0	2	1	1	0	0	0	0	0	1	0	0	0	0	13	1	0	.227	
Apr 02	at UConn-2	*1b	3	0	0	0	0	0	0	0	0	0	0	0	0	0	0	3	4	0	.221	
Apr 07	EAST CAROLINA	*1b	3	0	0	0	0	0	0	0	0	0	0	0	0	0	0	11	0	0	.216	
Apr 08	EAST CAROLINA	*1b	3	1	1	0	0	0	0	0	0	0	0	0	0	0	1	7	1	0	.219	
Apr 09	EAST CAROLINA	*1b	4	1	2	3	0	0	1	0	0	0	0	0	0	0	0	6	0	0	.227	
04/12/17	at Jacksonville	*1b	4	1	1	0	0	0	0	0	0	0	0	0	0	0	1	8	0	0	.228	
Apr 13	at UCF	*1b	2	0	0	0	0	0	0	0	0	1	0	0	0	0	0	5	0	0	.225	
Apr 14	at UCF	*1b	4	1	3	0	1	0	0	0	0	0	0	0	0	0	0	5	0	0	.239	
Apr 15	at UCF	*1b	4	0	0	0	0	0	0	0	0	0	0	0	0	0	0	12	2	0	.233	
Apr 21	MEMPHIS	*1b	3	0	0	0	0	0	0	0	0	0	1	0	0	0	0	12	0	1	.228	
Apr 22	MEMPHIS	*1b	3	0	1	2	1	0	0	0	0	0	0	0	0	0	1	9	0	0	.230	
Apr 23	MEMPHIS	*1b	3	1	2	1	0	0	0	0	0	0	0	0	0	0	0	7	0	0	.239	
Apr 27	FGCU-1	*1b	3	0	0	0	0	0	0	0	0	0	0	0	0	0	0	8	1	0	.234	
Apr 27	FGCU-2	*1b/of	2	1	0	1	0	0	0	0	0	0	0	0	1	0	0	6	0	0	.231	
May 05	at Houston	*1b	3	1	1	0	0	1	0	0	0	0	0	0	0	0	0	8	1	0	.233	
May 06	at Houston	*1b	2	0	1	1	1	0	0	1	0	0	0	0	0	0	1	7	2	0	.236	
May 07	at Houston	*1b	3	0	0	1	0	0	0	1	0	0	0	0	1	0	0	7	1	0	.232	
May 11	vs Memphis	*1b	3	0	1	0	0	0	0	0	0	0	0	0	0	0	1	7	0	1	.234	
Totals			56gs	171	21	40	29	8	2	4	9	1	1	9	1	4	2	18	412	24	4	.234

On base pct. .301 • Slugging pct. .374

4 ANAMARIE BRUNI

Sophomore // Outfielder/Infielder // 5-8
Schwenksville, Pa. // Perkiomen Valley HS



Freshman (2017):

- Appeared in 53 games, starting 43
- Ranked third on the team in batting average (.287)
- Tied for the team lead with 27 runs
- Recorded her first hit in a three-hit outing against Binghamton (Feb. 17)
- Stole five bases in seven attempts
- Was third on the team with a .351 on-base percentage
- Led USF to a walk-off win over Memphis (April 21)
- Reached base in her last 11 games
- Recorded eight multiple-hit games

High School:

- Played for Perkiomen Valley High School
- Was part of 2015 state championship team
- Earned four varsity letters
- Received first team all-league SS for three years
- Received first team all-area honors for three years
- Received first team all-state (Pa.) honors for two years
- Received third team all-state (Pa.) honors for sophomore year
- Received distinguished honors for three years
- Team MVP for junior and senior year
- Team captain for senior year

CAREER HIGHS

CATEGORY		OPPONENT	DATE
At-Bats	5	Houston	5/7/17
Hits	3	(Three times)	
Runs	2	(Six times)	
RBI	2	(Three times)	
Walks	1	(11 times)	
Stolen Bases	2	Binghamton	2/17/17
Putouts	3	(Four times)	
Assists	1	NDSU	3/17/17

- USF
- OUTLOOK
- COACHES
- PLAYERS**
- REVIEW
- RECORDS
- HISTORY
- MEDIA



ANAMARIE BRUNI

CAREER STATISTICS

Year	avg	gp-gs	ab	r	h	2b	3b	hr	rbi	tb	slg%	bb	hbp	so	gdp	ob%	sf	sh	sb-att	po	a	e	fld%
2017	.287	53-43	122	27	35	2	1	0	11	39	.320	11	1	27	0	.351	0	3	5-7	40	1	3	.932
TOTAL	.287	53-43	122	27	35	2	1	0	11	39	.320	11	1	27	0	.351	0	3	5-7	40	1	3	.932

BRUNI GAME BY GAME

Date	Opponent	Pos	AB	R	H	RBI	2B	3B	HR	BB	SB	CS	HBP	SAC	SF	GDP	K	PO	A	E	Avg	
Feb 09	ILLINOIS STATE	ph	0	1	0	0	0	0	0	1	0	0	0	0	0	0	0	0	0	0	.000	
Feb 10	DELAWARE	pr	0	1	0	0	0	0	0	0	0	0	0	0	0	0	0	0	0	0	.000	
Feb 12	FLORIDA	ph	1	0	0	0	0	0	0	0	0	0	0	0	0	0	1	0	0	0	.000	
Feb 16	WISCONSIN	of	0	1	0	0	0	0	0	0	0	0	0	0	0	0	0	0	0	0	.000	
Feb 17	vs Binghamton	*of	4	2	3	1	0	0	0	0	2	0	0	0	0	0	0	0	0	0	.600	
Feb 17	vs James Madison	*of	3	0	1	0	0	0	0	0	0	0	0	0	0	0	0	1	2	0	.500	
Feb 18	vs Hofstra	*of	3	0	0	0	0	0	0	0	0	0	0	0	0	0	2	1	0	0	.364	
Feb 18	vs Oklahoma State	*of	3	1	1	0	0	0	0	0	0	0	0	0	0	0	0	0	0	0	.357	
Feb 23	EASTERN MICHIGAN	*of	2	0	0	0	0	0	0	0	0	0	1	0	0	0	0	0	0	1	.312	
Feb 24	vs Ole Miss	*of/pr	1	0	0	0	0	0	0	0	0	0	0	0	0	0	1	1	0	0	.294	
Feb 25	vs Colgate	*of	3	1	2	0	0	0	0	0	0	0	0	0	0	0	0	1	0	0	.350	
Feb 26	vs Ole Miss	*of	1	0	0	0	0	0	0	0	0	0	0	1	0	0	1	0	0	1	.333	
Feb 26	at Stetson	*of	3	2	2	0	0	0	0	0	0	0	0	0	0	0	0	0	0	0	.375	
Mar 03	GEORGIA STATE	*of	4	0	1	1	0	0	0	0	1	0	0	0	0	0	0	3	0	0	.357	
Mar 03	SYRACUSE	*of	3	0	0	0	0	0	0	0	0	0	0	0	0	0	2	1	0	0	.323	
Mar 04	vs Ball State	*of	3	2	1	1	0	0	0	1	0	0	0	0	0	0	1	1	0	0	.324	
Mar 04	vs Towson	*of	4	1	3	0	0	0	0	0	1	0	0	0	0	0	0	2	0	0	.368	
Mar 05	VILLANOVA	*of/of	3	0	1	0	0	0	0	0	0	0	0	0	0	0	1	3	0	0	.366	
Mar 08	BOSTON COLLEGE	*of	3	1	1	0	0	1	0	0	0	0	0	0	0	0	0	0	0	0	.364	
Mar 08	PENN	*of	3	0	0	0	0	0	0	0	0	0	0	0	0	0	1	0	0	0	.340	
Mar 10	PURDUE	*of	3	0	0	0	0	0	0	0	1	0	0	0	0	0	0	2	0	0	.320	
Mar 10	ST. JOSEPH'S	*of	4	2	2	1	0	0	0	1	0	1	0	0	0	0	0	1	0	0	.333	
Mar 11	vs Butler	*of	3	0	0	0	0	0	0	0	0	0	0	0	0	0	0	0	0	0	.316	
Mar 11	vs Central Michigan	*of	2	0	0	0	0	0	0	0	0	0	0	1	0	0	1	1	0	0	.305	
Mar 12	ARMY	*of/of	3	1	1	2	0	0	0	0	0	0	0	0	0	0	0	2	0	0	.306	
Mar 12	CENTRAL CONNECTI	*of	3	2	3	2	0	0	0	0	0	1	0	0	0	0	0	1	0	0	.338	
Mar 15	JACKSONVILLE	*of	3	1	0	0	0	0	0	1	0	0	0	0	0	0	0	0	0	0	.324	
Mar 15	YALE	*of	4	0	1	0	0	0	0	0	0	0	0	0	0	0	1	0	0	0	.319	
Mar 17	AUBURN	*of	3	0	1	0	0	0	0	0	0	0	0	0	0	0	0	1	0	0	.320	
Mar 17	NDSU	*of	3	0	0	0	0	0	0	0	0	0	0	0	0	0	0	0	1	0	.308	
Mar 18	vs Missouri	*of	2	0	0	0	0	0	0	1	0	0	0	0	0	0	0	1	0	0	.300	
Mar 18	vs Illinois	*of	3	0	0	0	0	0	0	0	0	0	0	0	0	0	1	1	0	1	.289	
Mar 19	FAMU	*of	1	0	1	0	0	0	0	0	0	0	0	1	0	0	0	0	0	0	.298	
Mar 22	at Florida	*of	2	0	0	0	0	0	0	0	0	0	0	0	0	0	0	0	0	0	.291	
Mar 24	TULSA	ph	1	0	0	0	0	0	0	0	0	0	0	0	0	0	1	0	0	0	.287	
Mar 25	TULSA	of	1	0	0	0	0	0	0	0	0	0	0	0	0	0	0	1	1	0	.284	
Apr 02	at UConn-1	*of	2	1	0	0	0	0	0	1	0	0	0	0	0	0	1	0	0	0	.278	
Apr 07	EAST CAROLINA	*of	3	0	0	0	0	0	0	0	0	0	0	0	0	0	0	1	1	0	.269	
Apr 08	EAST CAROLINA	of/dh	0	0	0	0	0	0	0	0	0	0	0	0	0	0	0	0	0	0	.269	
Apr 09	EAST CAROLINA	of	0	0	0	0	0	0	0	0	0	0	0	0	0	0	0	0	0	0	.269	
04/12/17	at Jacksonville	ph	1	1	1	0	0	0	0	0	0	0	0	0	0	0	0	0	0	0	.277	
Apr 13	at UCF	ph	1	0	0	0	0	0	0	0	0	0	0	0	0	0	0	0	0	0	.274	
Apr 14	at UCF	*of	1	1	0	0	0	0	0	1	0	0	0	0	0	0	0	0	0	0	.271	
Apr 15	at UCF	*of/pr	3	0	1	0	0	0	0	0	0	0	0	0	0	0	0	1	0	0	.273	
Apr 21	MEMPHIS	*of	4	0	2	2	1	0	0	0	0	0	0	0	0	0	2	2	0	0	.282	
Apr 22	MEMPHIS	*of	1	2	0	0	0	0	1	0	0	0	0	0	0	0	0	1	0	0	.279	
Apr 23	MEMPHIS	*of	2	0	1	0	0	0	0	0	0	0	0	0	0	0	1	3	0	0	.283	
Apr 27	FGCU-1	*of	2	1	1	0	1	0	0	0	0	0	0	0	0	0	1	1	0	0	.287	
Apr 27	FGCU-2	*of	3	1	1	0	0	0	0	0	0	0	0	0	0	0	1	1	0	0	.288	
May 05	at Houston	*of	2	0	1	0	0	0	1	0	0	0	0	0	0	0	0	0	0	0	.292	
May 06	at Houston	*of	2	0	0	0	0	0	0	1	0	0	0	0	0	0	1	3	0	0	.287	
May 07	at Houston	*of	5	1	2	1	0	0	0	0	0	0	0	0	0	0	1	2	0	0	.292	
May 11	vs Memphis	*of	2	0	0	0	0	0	0	1	0	0	0	0	0	0	1	0	0	0	.287	
Totals			43gs	122	27	35	11	2	1	0	11	5	2	1	3	0	0	27	40	1	3	.287

On base pct. .351 • Slugging pct. .320

13 KELSEY LAY

Sophomore // Infielder // 5-7
 West Palm Beach, Fla. // Palm Beach Gardens HS



Freshman (2017):

- Appeared in 33 games, starting 12 at second base
- Recorded her first career hit against Central Michigan (March 11)
- Also had her first multiple-hit game against CMU
- Recorded her first career RBI against Oklahoma State (Feb. 18)

High School:

- Played for Palm Beach Gardens High School
- Received first team all-conference honors all four years
- Received first team all-area honors during junior and senior year
- Received second team all-area honors during freshman and sophomore years
- Received second team Miracle Sports All-State team and co-offensive player of the year honors
- Team captain during senior year.

CAREER HIGHS

CATEGORY		OPPONENT	DATE
At-Bats	3	(Nine times)	
Hits	2	Central Michigan	3/11/17
		Army	3/12/17
Runs	1	(Seven times)	
RBI	2	Army	3/12/17
Walks	1	(Nine times)	
Stolen Bases	1	Central Connecticut	3/12/17
Putouts	5	(Three times)	
Assists	4	(Three teimes)	

- USF
- OUTLOOK
- COACHES
- PLAYERS**
- REVIEW
- RECORDS
- HISTORY
- MEDIA



13 KELSEY LAY

CAREER STATISTICS

Year	avg	gp-gs	ab	r	h	2b	3b	hr	rbi	tb	slg%	bb	hbp	so	gdp	ob%	sf	sh	sb-att	po	a	e	fld%
2017	.287	53-43	122	27	35	2	1	0	11	39	.320	11	1	27	0	.351	0	3	5-7	40	1	3	.932
TOTAL	.287	53-43	122	27	35	2	1	0	11	39	.320	11	1	27	0	.351	0	3	5-7	40	1	3	.932

LAY GAME BY GAME

Date	Opponent	Pos	AB	R	H	RBI	2B	3B	HR	BB	SB	CS	HBP	SAC	SF	GDP	K	PO	A	E	Avg	
Feb 09	ILLINOIS STATE	ph	0	1	0	0	0	0	0	1	0	0	0	0	0	0	0	0	0	0	0	.000
Feb 10	DELAWARE	pr	0	1	0	0	0	0	0	0	0	0	0	0	0	0	0	0	0	0	0	.000
Feb 12	FLORIDA	ph	1	0	0	0	0	0	0	0	0	0	0	0	0	0	1	0	0	0	0	.000
Feb 16	WISCONSIN	of	0	1	0	0	0	0	0	0	0	0	0	0	0	0	0	0	0	0	0	.000
Feb 17	vs Binghamton	*of	4	2	3	1	0	0	0	0	2	0	0	0	0	0	0	0	0	0	0	.600
Feb 17	vs James Madison	*of	3	0	1	0	0	0	0	0	0	0	0	0	0	0	0	1	2	0	0	.500
Feb 18	vs Hofstra	*of	3	0	0	0	0	0	0	0	0	0	0	0	0	0	2	1	0	0	0	.364
Feb 18	vs Oklahoma State	*of	3	1	1	0	0	0	0	0	0	0	0	0	0	0	0	0	0	0	0	.357
Feb 23	EASTERN MICHIGAN	*of	2	0	0	0	0	0	0	0	0	0	1	0	0	0	0	0	0	0	1	.312
Feb 24	vs Ole Miss	*of/pr	1	0	0	0	0	0	0	0	0	0	0	0	0	0	1	1	0	0	0	.294
Feb 25	vs Colgate	*of	3	1	2	0	0	0	0	0	0	0	0	0	0	0	0	1	0	0	0	.350
Feb 26	vs Ole Miss	*of	1	0	0	0	0	0	0	0	0	0	0	1	0	0	1	0	0	1	0	.333
Feb 26	at Stetson	*of	3	2	2	0	0	0	0	0	0	0	0	0	0	0	0	0	0	0	0	.375
Mar 03	GEORGIA STATE	*of	4	0	1	1	0	0	0	0	1	0	0	0	0	0	0	3	0	0	0	.357
Mar 03	SYRACUSE	*of	3	0	0	0	0	0	0	0	0	0	0	0	0	0	2	1	0	0	0	.323
Mar 04	vs Ball State	*of	3	2	1	1	0	0	0	1	0	0	0	0	0	0	1	1	0	0	0	.324
Mar 04	vs Towson	*of	4	1	3	0	0	0	0	0	1	0	0	0	0	0	0	2	0	0	0	.368
Mar 05	VILLANOVA	*of/of	3	0	1	0	0	0	0	0	0	0	0	0	0	0	1	3	0	0	0	.366
Mar 08	BOSTON COLLEGE	*of	3	1	1	0	0	1	0	0	0	0	0	0	0	0	0	0	0	0	0	.364
Mar 08	PENN	*of	3	0	0	0	0	0	0	0	0	0	0	0	0	0	1	0	0	0	0	.340
Mar 10	PURDUE	*of	3	0	0	0	0	0	0	0	1	0	0	0	0	0	0	2	0	0	0	.320
Mar 10	ST. JOSEPH'S	*of	4	2	2	1	0	0	0	1	0	1	0	0	0	0	0	1	0	0	0	.333
Mar 11	vs Butler	*of	3	0	0	0	0	0	0	0	0	0	0	0	0	0	0	0	0	0	0	.316
Mar 11	vs Central Michigan	*of	2	0	0	0	0	0	0	0	0	0	0	0	1	0	0	1	1	0	0	.305
Mar 12	ARMY	*of/of	3	1	1	2	0	0	0	0	0	0	0	0	0	0	0	0	2	0	0	.306
Mar 12	CENTRAL CONNECTI	*of	3	2	3	2	0	0	0	0	0	1	0	0	0	0	0	1	0	0	0	.338
Mar 15	JACKSONVILLE	*of	3	1	0	0	0	0	0	1	0	0	0	0	0	0	0	0	0	0	0	.324
Mar 15	YALE	*of	4	0	1	0	0	0	0	0	0	0	0	0	0	0	1	0	0	0	0	.319
Mar 17	AUBURN	*of	3	0	1	0	0	0	0	0	0	0	0	0	0	0	0	1	0	0	0	.320
Mar 17	NDSU	*of	3	0	0	0	0	0	0	0	0	0	0	0	0	0	0	0	1	0	0	.308
Mar 18	vs Missouri	*of	2	0	0	0	0	0	0	1	0	0	0	0	0	0	0	1	0	0	0	.300
Mar 18	vs Illinois	*of	3	0	0	0	0	0	0	0	0	0	0	0	0	0	1	1	0	1	0	.289
Mar 19	FAMU	*of	1	0	1	0	0	0	0	0	0	0	0	1	0	0	0	0	0	0	0	.298
Mar 22	at Florida	*of	2	0	0	0	0	0	0	0	0	0	0	0	0	0	0	0	0	0	0	.291
Mar 24	TULSA	ph	1	0	0	0	0	0	0	0	0	0	0	0	0	0	1	0	0	0	0	.287
Mar 25	TULSA	of	1	0	0	0	0	0	0	0	0	0	0	0	0	0	0	1	1	0	0	.284
Apr 02	at UConn-1	*of	2	1	0	0	0	0	0	1	0	0	0	0	0	0	0	1	0	0	0	.278
Apr 07	EAST CAROLINA	*of	3	0	0	0	0	0	0	0	0	0	0	0	0	0	0	1	1	0	0	.269
Apr 08	EAST CAROLINA	of/dh	0	0	0	0	0	0	0	0	0	0	0	0	0	0	0	0	0	0	0	.269
Apr 09	EAST CAROLINA	of	0	0	0	0	0	0	0	0	0	0	0	0	0	0	0	0	0	0	0	.269
04/12/17	at Jacksonville	ph	1	1	1	0	0	0	0	0	0	0	0	0	0	0	0	0	0	0	0	.277
Apr 13	at UCF	ph	1	0	0	0	0	0	0	0	0	0	0	0	0	0	0	0	0	0	0	.274
Apr 14	at UCF	*of	1	1	0	0	0	0	0	1	0	0	0	0	0	0	0	0	0	0	0	.271
Apr 15	at UCF	*of/pr	3	0	1	0	0	0	0	0	0	0	0	0	0	0	0	1	0	0	0	.273
Apr 21	MEMPHIS	*of	4	0	2	2	1	0	0	0	0	0	0	0	0	0	2	2	0	0	0	.282
Apr 22	MEMPHIS	*of	1	2	0	0	0	0	0	1	0	0	0	0	0	0	0	1	0	0	0	.279
Apr 23	MEMPHIS	*of	2	0	1	0	0	0	0	0	0	0	0	0	0	0	1	3	0	0	0	.283
Apr 27	FGCU-1	*of	2	1	1	0	1	0	0	0	0	0	0	0	0	0	1	1	0	0	0	.287
Apr 27	FGCU-2	*of	3	1	1	0	0	0	0	0	0	0	0	0	0	0	1	1	0	0	0	.288
May 05	at Houston	*of	2	0	1	0	0	0	0	1	0	0	0	0	0	0	0	0	0	0	0	.292
May 06	at Houston	*of	2	0	0	0	0	0	0	1	0	0	0	0	0	0	1	3	0	0	0	.287
May 07	at Houston	*of	5	1	2	1	0	0	0	0	0	0	0	0	0	0	1	2	0	0	0	.292
May 11	vs Memphis	*of	2	0	0	0	0	0	0	1	0	0	0	0	0	0	1	0	0	0	0	.287
Totals			43gs	122	27	35	11	2	1	0	11	5	2	1	3	0	0	27	40	1	3	.287

On base pct. .351 • Slugging pct. .320



IG SAM BLASHINSKY

Sophomore // Infielder/Outfielder // 5-6
 Ashtabula, Ohio // Edgewood HS



Freshman (2017):

- Appeared in 14 games, primarily as a pinch-runner
- Recorded four runs on the season
- Scored her first career run against Towson (March 4)

High School:

- Played for Edgewood High School
- First team all-county for four years
- Earned all-state honors senior year
- Earned all-conference honors during both junior and senior year
- Was team captain, received leadership award and was team MVP during junior and senior year
- Earned varsity letters all four years.

CAREER HIGHS

CATEGORY		OPPONENT	DATE
At-Bats	1	Binghamton Towson	2/17/17 3/4/17
Hits	-		
Runs	1	(Four times)	
RBI	-		
Walks	-		
Stolen Bases	-		
Putouts	1	Towson	3/4/17
Assists	-		



IG SAM BLASHINSKY

CAREER STATISTICS

Year	avg	gp-gs	ab	r	h	2b	3b	hr	rbi	tb	slg%	bb	hbp	so	gdp	ob%	sf	sh	sb-att	po	a	e	fld%
2017	.000	14-0	2	4	0	0	0	0	0	0	.000	0	0	1	0	.000	0	0	0-0	1	0	0	1.000
TOTAL	.000	14-0	2	4	0	0	0	0	0	0	.000	0	0	1	0	.000	0	0	0-0	1	0	0	1.000

BLASHINSKY GAME BY GAME

Date	Opponent	Pos	AB	R	H	RBI	2B	3B	HR	BB	SB	CS	HBP	SAC	SF	GDP	K	PO	A	E	Avg	
Feb 17	vs Binghamton	ph	1	0	0	0	0	0	0	0	0	0	0	0	0	0	0	0	0	0	0	.000
Mar 03	SYRACUSE	pr	0	0	0	0	0	0	0	0	0	0	0	0	0	0	0	0	0	0	0	.000
Mar 04	vs Ball State	pr	0	0	0	0	0	0	0	0	0	0	0	0	0	0	0	0	0	0	0	.000
Mar 04	vs Towson	pr/of	1	1	0	0	0	0	0	0	0	0	0	0	0	0	0	0	1	0	0	.000
Mar 10	ST. JOSEPH'S	pr	0	1	0	0	0	0	0	0	0	0	0	0	0	0	0	0	0	0	0	.000
Mar 15	JACKSONVILLE	of	0	0	0	0	0	0	0	0	0	0	0	0	0	0	0	0	0	0	0	.000
Mar 18	vs Missouri	pr	0	1	0	0	0	0	0	0	0	0	0	0	0	0	0	0	0	0	0	.000
Mar 18	vs Illinois	pr	0	0	0	0	0	0	0	0	0	0	0	0	0	0	0	0	0	0	0	.000
Mar 24	TULSA	of	0	0	0	0	0	0	0	0	0	0	0	0	0	0	0	0	0	0	0	.000
Apr 08	EAST CAROLINA	pr	0	0	0	0	0	0	0	0	0	0	0	0	0	0	0	0	0	0	0	.000
Apr 21	MEMPHIS	pr	0	0	0	0	0	0	0	0	0	0	0	0	0	0	0	0	0	0	0	.000
Apr 22	MEMPHIS	pr	0	0	0	0	0	0	0	0	0	0	0	0	0	0	0	0	0	0	0	.000
Apr 27	FGCU-2	ph	0	1	0	0	0	0	0	0	0	0	0	0	0	0	0	0	0	0	0	.000
May 07	at Houston	pr	0	0	0	0	0	0	0	0	0	0	0	0	0	0	0	0	0	0	0	.000
Totals		Ogs	2	4	0	0	0	0	0	0	0	0	0	0	0	0	0	0	1	1	0	.000

On base pct. .000 • Slugging pct. .000



23

BROOKE HARTMAN

Sophomore // Infielder // 5-9
 Port Orange, Fla. // Spruce Creek HS



Freshman (2017):

- Appeared in 37 games, starting 21
- Recorded her first career hit against Ole Miss (Feb. 26)
- Recorded her first career home run against Ball State (March 4)
- Tallied a five-RBI day against Ball State (March 4)
- Is one of just three players with a five-RBI game
- Tallied a career-high three walks against Stetson (Feb. 26)

High School:

- Played for Spruce Creek High School
- 2016 Spruce Creek MVP, received Daytona Beach News-Journal First Team All-County honors, Received first team all-state 9A honors, and Daytona Beach Softball Slam All-Tournament Team honors
- Received 2015 Spruce Creek Offensive Player of the Year, Daytona Beach News-Journal First Team All-County, first team all-state 8A, and Daytona Beach Softball Slam All-Tournament Team honors
- Was 2014 Spruce Creek Offensive Player of the Year, received Daytona Beach News-Journal First Team All-County honors
- Was 2013 Rookie of the Year
- Earned varsity letters earned all four years of high school
- Spruce Creek Hall of Fame inductee

CAREER HIGHS

CATEGORY		OPPONENT	DATE
At-Bats	5	St. Joseph's	3/10/17
Hits	3	St. Joseph's	3/10/17
Runs	3	St. Joseph's	3/10/17
RBI	4	UC Santa Barbara	2/11/17
Walks	3	Stetson	2/26/17
Stolen Bases	-		
Putouts	4	Ball State	3/4/17
Assists	6	Towson	3/4/17

- USF
- OUTLOOK
- COACHES
- PLAYERS**
- REVIEW
- RECORDS
- HISTORY
- MEDIA



23 BROOKE HARTMAN

CAREER STATISTICS

Year	avg	gp-gs	ab	r	h	2b	3b	hr	rbi	bb	so	sb-att
2017	.182	37-21	66	14	12	3	0	2	15	14	22	0-0
TOTAL	.182	37-21	66	14	12	3	0	2	15	14	22	0-0

HARTMAN GAME BY GAME

The Automated ScoreBook Individual Game-by-Game for USF (as of Jan 22, 2018)

#23 HARTMAN, B. - 37 games (All games)

Date	Opponent	Pos	AB	R	H	RBI	2B	3B	HR	BB	SB	CS	HBP	SAC	SF	GDP	K	PO	A	E	Avg
Feb 09	ILLINOIS STATE	pr/dh	0	1	0	0	0	0	0	0	0	0	0	0	0	0	0	0	0	0	.000
Feb 12	FLORIDA	ph	1	0	0	0	0	0	0	0	0	0	0	0	0	0	1	0	0	0	.000
Feb 17	vs Binghamton	*3b	4	1	0	1	0	0	0	0	0	0	0	0	0	0	0	3	0	0	.000
Feb 17	vs James Madison	ph	1	0	0	0	0	0	0	0	0	0	0	0	0	0	0	0	0	0	.000
Feb 18	vs Hofstra	*dh	2	1	0	0	0	0	0	1	0	0	0	0	0	0	0	0	0	0	.000
Feb 24	vs Ole Miss	*dh	2	0	0	0	0	0	0	1	0	0	0	0	0	0	1	0	0	0	.000
Feb 25	vs Colgate	ph	0	0	0	1	0	0	0	1	0	0	0	0	0	0	0	0	0	0	.000
Feb 26	vs Ole Miss	3b	1	0	1	0	0	0	0	0	0	0	0	0	0	0	0	1	1	0	.091
Feb 26	at Stetson	*dh	1	1	1	1	0	0	0	3	0	0	0	0	0	0	0	0	0	0	.167
Mar 03	GEORGIA STATE	*dh	3	0	0	0	0	0	0	0	0	0	0	0	0	0	0	0	0	0	.133
Mar 04	vs Ball State	*3b	3	1	2	5	0	0	1	0	0	0	0	0	0	0	1	4	1	0	.222
Mar 04	vs Towson	*3b	2	2	1	0	0	0	0	2	0	0	0	0	0	0	0	0	6	0	.250
Mar 05	VILLANOVA	*dh	2	0	0	0	0	0	0	1	0	0	0	0	0	0	1	0	0	0	.227
Mar 08	BOSTON COLLEGE	*3b	2	1	1	0	1	0	0	1	0	0	0	0	0	0	1	1	0	1	.250
Mar 08	PENN	*dh	2	0	0	0	0	0	0	1	0	0	0	0	0	0	0	1	0	0	.231
Mar 10	PURDUE	*3b	3	0	0	0	0	0	0	0	0	0	0	0	0	0	0	0	0	0	.207
Mar 10	ST. JOSEPH'S	*3b	5	3	3	2	1	0	1	0	0	0	0	0	0	0	2	0	2	0	.265
Mar 11	vs Butler	*dh	3	0	0	0	0	0	0	0	0	0	0	0	0	0	0	0	0	0	.243
Mar 11	vs Central Michigan	*3b	3	0	0	0	0	0	0	0	0	0	0	0	0	0	3	0	1	0	.225
Mar 12	ARMY	*dh/3b	2	1	2	3	0	0	0	1	0	0	0	0	0	0	0	0	0	0	.262
Mar 12	CENTRAL CONNECTI	*3b	3	0	0	0	0	0	0	0	0	0	0	0	0	0	1	2	4	1	.244
Mar 15	JACKSONVILLE	*3b	2	1	0	0	0	0	0	0	0	0	1	0	0	0	2	0	0	0	.234
Mar 18	vs Missouri	3b	1	0	0	0	0	0	0	0	0	0	0	0	0	0	1	0	1	0	.229
Mar 22	at Florida	*3b	2	0	0	0	0	0	0	0	0	0	0	0	0	0	0	0	1	0	.220
Mar 24	TULSA	3b	1	0	0	0	0	0	0	0	0	0	0	0	0	0	1	0	0	0	.216
Mar 25	TULSA	*3b/dh	3	0	0	0	0	0	0	0	0	0	0	0	0	0	2	0	1	1	.204
Apr 02	at UConn-2	*dh	3	0	0	0	0	0	0	0	0	0	0	0	0	0	1	0	0	0	.193
Apr 07	EAST CAROLINA	ph	1	0	0	0	0	0	0	0	0	0	0	0	0	0	1	0	0	0	.190
04/12/17	at Jacksonville	ph	1	0	0	0	0	0	0	0	0	0	0	0	0	0	0	0	0	0	.186
Apr 13	at UCF	ph	1	0	0	0	0	0	0	0	0	0	0	0	0	0	1	0	0	0	.183
Apr 14	at UCF	ph	0	1	0	1	0	0	0	1	0	0	0	0	0	0	0	0	0	0	.183
Apr 21	MEMPHIS	ph	1	0	0	0	0	0	0	0	0	0	0	0	0	0	0	0	0	0	.180
Apr 22	MEMPHIS	ph	1	0	1	1	1	0	0	0	0	0	0	0	0	0	0	0	0	0	.194
Apr 27	FGCU-2	ph	0	0	0	0	0	0	0	1	0	0	0	0	0	0	0	0	0	0	.194
May 06	at Houston	ph	1	0	0	0	0	0	0	0	0	0	0	0	0	0	0	0	0	0	.190
May 07	at Houston	*3b	2	0	0	0	0	0	0	0	0	0	0	0	0	0	0	1	1	0	.185
May 11	vs Memphis	3b	1	0	0	0	0	0	0	0	0	0	0	0	0	0	1	0	1	0	.182
Totals		21gs	66	14	12	15	3	0	2	14	0	0	1	0	0	0	22	12	20	3	.182

On base pct. .333 • Slugging pct. .318

15 AUBREY LEDBETTER

Junior // Catcher // 5-9 // Anthem, Ariz. // Boulder Creek HS

Ledbetter hails from Anthem, Ariz., and joined the team after a year at Paradise Valley Community College. She earned four varsity letters at Boulder Creek high school, and was the MVP during her senior season.



21 BROOKE LEISTL

R-Freshman // Outfielder // 5-8 // Valrico, Fla. // Newsome HS

Leistl (Lithia, Fla.) has extensive national travel-ball experience. Leistl helped lead Newsome High School to its first ever state championship with a 1-0 win in the final game. Leistl is a speedy outfielder that hits and slaps from the left side. She is an offensive triple-threat, and her bat gives an advantage in the speed game from the left side.



1 KYNDALL WILLIAMS

Freshman // Infielder // 5-7 // Trenton, Fla. // Trenton HS

Williams hails from Trenton, Fla., and Trenton High School. An infielder, Williams has played in 115 games in her high school career with a career .493 average. Of her 128 hits, 60 went for extra bases and she drove in 125 runs. As a sophomore, she boasted a .925 slugging percentage and a .543 on-base percentage. She stole 30 bases on 32 attempts.



8 JASMINE HAYNES

Freshman // Outfielder // 5-5 // Ocala, Fla. // Forest HS

Haynes comes to USF from Ocala, Fla., where she was an outfielder for Forest High School. She boasts a .510 career batting average in 101 games played. Haynes finished her junior campaign with 45 hits and 39 runs for a .517 average in 27 games played. She had 171 career hits and 148 runs scored in her four years of high school.



9 MADISON EPPERSON

Freshman // Utility // 6-0 // Tampa, Fla. // Tampa Catholic HS

Epperson, a first baseman from Tampa Catholic High School, is a .371 hitter with 108 hits, 82 runs, 84 RBI and 39 extra-base hits, including 11 home runs. She has appeared in 98 games for Tampa Catholic, boasting a .433 on-base percentage and a .604 slugging percentage. Epperson also played travel ball for the Tampa Mustangs.



22 GEORGINA CORRICK

Freshman // Pitcher // 6-0 // Sanford, Fla. // Seminole HS

Corrick is a pitcher from Seminole High School in Sanford, Fla. She had 758 strikeouts and a career .85 ERA. Corrick has thrown 476 innings, including 182 as a sophomore. Her sophomore campaign also saw her strikeout 270 athletes while walking just 33. Corrick is also a member of the Great Britain U-19 team that won a European Championship this past August.



77 MIRIAM SCHMOLL

Freshman // Pitcher // 5-6 // Sarasota, Fla. // Bayshore HS

Schmoll is a right-handed pitcher from Bradenton, Fla., and Bayshore High School. With a career ERA of .56, Schmoll posted a 51-10 record as the starting pitcher for Bayshore. Coming back from an ACL injury as a sophomore, Schmoll threw 16 complete games with nine shutouts in her junior campaign, and 11 in her senior campaign. She threw three no-hitters in 2016, including one perfect game. In 2017, she continued improving with six no-hitters and five perfect games. She has struck out 705 in her career and allowed just three home runs in her 399.2 innings of work over three years.





13[®]

2017
REVIEW

2017 REVIEW

2017 GAME RESULTS

RECORD:	OVERALL	HOME	AWAY	NEUTRAL	ATTENDANCE	GAMES	TOTALS	AVG
ALL GAMES	32-24	21-10	5-6	6-8	HOME	31	20,451	724
CONFERENCE	9-8	6-3	3-5	0-1	AWAY	11	4,675	425
NON-CONFERENCE	23-16	15-7	2-1	6-7	NEUTRAL	14	2,516	180
					TOTAL	56	27,642	494

Date	Opponent	Score	Inns	Overall	Conference	Pitcher of record	Attend	Time
Feb 09, 2017	ILLINOIS STATE	w 5-4	7	1-0-0	0-0-0	WYSOCKI, S. (W 1-0)	567	2:21
Feb 10, 2017	DELAWARE	w 6-4	7	2-0-0	0-0-0	PARKER, H. (W 1-0)	1099	2:15
Feb 11, 2017	#6 MICHIGAN	w 6-4	7	3-0-0	0-0-0	EGGENS, C. (W 1-0)	1896	2:00
Feb 12, 2017	#4 FLORIDA	L 0-8	6	3-1-0	0-0-0	MCGILL, K. (L 0-1)	2332	1:52
Feb 16, 2017	WISCONSIN	L 1-3	(8)	3-2-0	0-0-0	MCGILL, K. (L 0-2)	436	2:06
Feb 17, 2017	vs Binghamton	w 10-0	7	4-2-0	0-0-0	PARKER, H. (W 2-0)	200	2:16
Feb 17, 2017	vs #14 James Madison	L 0-5	7	4-3-0	0-0-0	EGGENS, C. (L 1-1)	200	2:15
Feb 18, 2017	vs Hofstra	w 7-5	7	5-3-0	0-0-0	EGGENS, C. (W 1-1)	200	1:58
Feb 18, 2017	vs Oklahoma State	w 12-4	6	6-3-0	0-0-0	MCGILL, K. (W 1-2)	200	1:59
Feb 23, 2017	EASTERN MICHIGAN	w 4-0	7	7-3-0	0-0-0	EGGENS, C. (W 3-1)	278	1:55
Feb 24, 2017	vs Ole Miss	L 0-8	6	7-4-0	0-0-0	MCGILL, K. (L 1-3)	62	1:49
Feb 25, 2017	vs Colgate	w 10-0	6	8-4-0	0-0-0	MCGILL, K. (W 2-3)	99	2:00
Feb 26, 2017	vs Ole Miss	L 1-12	5	8-5-0	0-0-0	PARKER, H. (L 2-1)	105	1:43
Feb 26, 2017	at Stetson	w 6-3	7	9-5-0	0-0-0	MCGILL, K. (W 3-3)	292	1:48
Mar 03, 2017	GEORGIA STATE	w 1-0	7	10-5-0	0-0-0	EGGENS, C. (W 4-1)	400	2:17
Mar 03, 2017	SYRACUSE	L 1-2	7	10-6-0	0-0-0	PARKER, H. (L 2-1)	400	1:45
Mar 04, 2017	vs Ball State	w 6-2	7	11-6-0	0-0-0	EGGENS, C. (W 5-1)	200	2:05
Mar 04, 2017	vs Towson	w 9-3	7	12-6-0	0-0-0	PARKER, H. (W 3-2)	200	2:18
Mar 05, 2017	VILLANOVA	L 0-5	7	12-7-0	0-0-0	EGGENS, C. (L 5-2)	657	1:54
Mar 08, 2017	BOSTON COLLEGE	w 6-4	7	13-7-0	0-0-0	PARKER, H. (W 4-2)	395	1:57
Mar 08, 2017	PENN	L 2-3	7	13-8-0	0-0-0	EGGENS, C. (L 5-3)	395	2:00
Mar 10, 2017	PURDUE	L 0-2	7	13-9-0	0-0-0	EGGENS, C. (L 5-4)	262	1:25
Mar 10, 2017	ST. JOSEPH'S	w 11-9	(11)	14-9-0	0-0-0	PARKER, H. (W 5-2)	262	3:21
Mar 11, 2017	vs Butler	L 1-5	7	14-10-0	0-0-0	EGGENS, C. (L 5-5)	250	1:31
Mar 11, 2017	vs Central Michigan	L 2-4	7	14-11-0	0-0-0	PARKER, H. (L 5-3)	248	1:50
Mar 12, 2017	ARMY	w 11-1	5	15-11-0	0-0-0	PARKER, H. (W 6-3)	372	1:42
Mar 12, 2017	CENTRAL CONNECTICUT	w 9-2	7	16-11-0	0-0-0	WYSOCKI, S. (W 2-0)	372	1:42
Mar 15, 2017	JACKSONVILLE	w 9-6	7	17-11-0	0-0-0	MCGILL, K. (W 4-3)	489	2:31
Mar 15, 2017	YALE	w 4-3	7	18-11-0	0-0-0	MCGILL, K. (W 5-3)	489	1:46
Mar 17, 2017	#4 AUBURN	L 0-4	7	18-12-0	0-0-0	WYSOCKI, S. (L 2-1)	786	2:03
Mar 17, 2017	NDSU	w 7-0	7	19-12-0	0-0-0	MCGILL, K. (W 6-3)	786	1:50
Mar 18, 2017	vs Missouri	L 4-13	6	19-13-0	0-0-0	WYSOCKI, S. (L 2-2)	276	2:00
Mar 18, 2017	vs Illinois	L 3-7	(8)	19-14-0	0-0-0	PARKER, H. (L 6-4)	276	2:14
Mar 19, 2017	FAMU	w 4-3	7	20-14-0	0-0-0	MCGILL, K. (W 7-3)	652	1:57
Mar 22, 2017	at #2 Florida	L 0-8	5	20-15-0	0-0-0	WYSOCKI, S. (L 2-3)	1408	1:40
* Mar 24, 2017	TULSA	L 0-5	7	20-16-0	0-1-0	MCGILL, K. (L 7-4)	275	1:53
* Mar 25, 2017	TULSA	L 3-7	7	20-17-0	0-2-0	MCGILL, K. (L 7-5)	324	1:42
* Mar 26, 2017	TULSA	L 0-5	7	20-18-0	0-3-0	WYSOCKI, S. (L 2-4)	390	1:24
* Apr 02, 2017	at UConn-1	w 9-0	6	21-18-0	1-3-0	MCGILL, K. (W 8-5)	96	11:1
* Apr 02, 2017	at UConn-2	L 0-1	7	21-19-0	1-4-0	EGGENS, C. (L 5-6)	131	1:32
* Apr 07, 2017	EAST CAROLINA	w 3-0	7	22-19-0	2-4-0	MCGILL, K. (W 9-5)	473	1:35
* Apr 08, 2017	EAST CAROLINA	w 7-6	7	23-19-0	3-4-0	MCGILL, K. (W 9-5)	315	2:18
* Apr 09, 2017	EAST CAROLINA	w 9-7	7	24-19-0	4-4-0	PARKER, H. (W 7-4)	425	2:30
04/12/17	at Jacksonville	w 5-2	7	25-19-0	4-4-0	EGGENS, C. (W 6-6)	161	1:57
* Apr 13, 2017	at UCF	L 0-2	7	25-20-0	4-5-0	MCGILL, K. (L 10-6)	359	1:32
* Apr 14, 2017	at UCF	w 7-2	7	26-20-0	5-5-0	EGGENS, C. (W 7-6)	350	1:59
* Apr 15, 2017	at UCF	L 4-5	(9)	26-21-0	5-6-0	PARKER, H. (L 7-5)	425	2:20
* Apr 21, 2017	MEMPHIS	w 4-3	(8)	27-21-0	6-6-0	PARKER, H. (W 8-5)	425	2:24
* Apr 22, 2017	MEMPHIS	w 6-0	7	28-21-0	7-6-0	EGGENS, C. (W 8-6)	515	2:00
* Apr 23, 2017	MEMPHIS	w 4-2	7	29-21-0	8-6-0	PARKER, H. (W 9-5)	690	1:59
Apr 27, 2017	FGCU-1	w 1-0	7	30-21-0	8-6-0	PARKER, H. (W 10-5)	389	1:30
Apr 27, 2017	FGCU-2	w 9-2	7	31-21-0	8-6-0	MCGILL, K. (W 11-6)	389	2:02
* May 05, 2017	at Houston	w 3-0	7	32-21-0	9-6-0	EGGENS, C. (W 9-6)	383	1:49
* May 06, 2017	at Houston	L 1-3	7	32-22-0	9-7-0	MCGILL, K. (L 11-7)	417	1:43
* May 07, 2017	at Houston	L 4-5	(10)	32-23-0	9-8-0	PARKER, H. (L 10-6)	653	2:55
May 11, 2017	vs Memphis	L 0-7	7	32-24-0	9-8-0	PARKER, H. (L 10-7)	0	2:17

* = Conference game
() extra inning game

OVERALL STATISTICS

Record: 32-24 Home: 21-10 Away: 5-6 Neutral: 6-8 Conference: 9-8

2018 USF SOFTBALL

Player	avg	gp-gs	ab	r	h	2b	3b	hr	rbi	tb	slg%	bb	hp	so	gdp	ob%	sf	sh	sb-att	po	a	e	fld%
WYCKOFF, K.	.400	39-37	120	27	48	2	4	0	8	58	.483	11	0	18	0	.447	1	2	17-19	35	3	3	.927
DONOVAN, As.	.369	46-44	141	26	52	3	2	3	22	68	.482	3	6	17	0	.399	3	5	10-12	62	6	1	.986
FUNG, M.	.364	5-5	11	3	4	2	0	0	3	6	.545	4	0	3	0	.533	0	0	0-1	13	0	0	1.000
PARKER, H.	.297	21-13	37	7	11	2	0	0	7	13	.351	12	0	5	0	.469	0	0	1-1	9	35	3	.936
BRUNI, A.	.287	53-43	122	27	35	2	1	0	11	39	.320	11	1	27	0	.351	0	3	5-7	40	1	3	.932
EVANS, L.	.277	56-56	166	19	46	5	0	0	17	51	.307	14	2	18	0	.337	2	5	2-3	105	97	16	.927
DEVITT, L.	.242	53-49	128	19	31	5	3	4	17	54	.422	20	0	22	1	.345	0	4	6-6	77	93	10	.944
BOYLE, C.	.241	30-17	54	6	13	1	1	2	14	22	.407	2	0	3	0	.263	1	0	0-0	17	34	2	.962
WORRELL, S.	.236	52-51	144	18	34	3	1	6	26	57	.396	15	3	27	0	.313	4	1	1-1	33	54	5	.946
KEEN, B.	.234	56-56	171	21	40	8	2	4	29	64	.374	9	9	18	2	.301	4	1	1-2	412	24	4	.991
MOELLER, K.	.231	47-40	117	17	27	3	1	6	22	50	.427	6	10	7	0	.316	3	2	1-2	27	2	1	.967
LAY, K.	.214	33-12	42	7	9	1	0	0	5	10	.238	9	0	12	0	.353	0	1	1-1	27	27	5	.915
GROSS, M.	.209	55-53	110	15	23	5	0	1	11	31	.282	5	2	29	1	.256	0	5	2-2	267	15	5	.983
HARTMAN, B.	.182	37-21	66	14	12	3	0	2	15	21	.318	14	1	22	0	.333	0	0	0-0	12	20	3	.914
YANCY, K.	.182	24-5	22	4	4	1	1	1	6	10	.455	3	0	8	0	.269	1	0	0-0	4	1	0	1.000
WEBER, J.	.125	5-5	16	1	2	0	0	1	5	5	.313	1	1	0	0	.222	0	0	0-0	10	0	0	1.000
BLASHINSKY	.000	14-0	2	4	0	0	0	0	0	0	.000	0	0	1	0	.000	0	0	0-0	1	0	0	1.000
EGGENS, C.	.000	2-0	1	0	0	0	0	0	0	0	.000	0	0	0	0	.000	0	0	0-0	1	17	1	.947
MCGILL, K.	.000	3-1	0	1	0	0	0	0	0	0	.000	1	0	0	0	1.000	0	0	0-0	4	25	4	.879
RAYFIELD, B.	.000	3-0	0	1	0	0	0	0	0	0	.000	2	0	0	0	1.000	0	0	0-0	0	2	0	1.000
WYSOCKI, S.	.000	3-0	0	0	0	0	0	0	0	0	.000	0	0	0	0	.000	0	0	0-0	5	19	1	.960
Totals	.266	56	1470	237	391	46	16	30	218	559	.380	142	35	237	4	.341	19	29	47-57	1161	475	67	.961
Opponents	.271	56	1535	210	416	47	4	25	184	546	.356	162	54	245	12	.359	9	40	51-59	1114	374	52	.966

LOB - Team (351), Opp (435). DPs turned - Team (26), Opp (12). CI - Team (0), Opp (1). IBB - Team (2), EVANS, L. 1, KEEN, B. 1, Opp (20). Picked off - WORRELL, S. 1.

(All games Sorted by Earned run avg)

Player	era	w-l	app	gs	cg	sho	sv	ip	h	r	er	bb	so	2b	3b	hr	b/avg	wp	hp	bks	sfa	sha
EGGENS, C.	2.40	9-6	35	14	1	1/5	4	93.2	99	37	25	20	45	9	1	7	.265	1	12	0	2	5
MCGILL, K.	3.45	11-7	29	19	3	2/3	1	99.0	116	59	38	41	64	10	0	6	.289	4	11	0	3	10
PARKER, H.	3.55	10-7	43	17	2	0/6	5	126.2	126	67	50	59	94	19	1	7	.260	4	20	0	4	19
WYSOCKI, S.	3.64	2-4	31	6	0	0/3	0	64.1	67	38	26	39	40	9	2	3	.262	8	10	0	0	6
RAYFIELD, B.	16.20	0-0	3	0	0	0/0	0	3.1	8	8	6	3	2	0	0	2	.444	0	1	0	0	0
Totals	3.37	32-24	56	56	6	10/7	10	387.0	416	209	145	162	245	47	4	25	.271	17	54	0	9	40
Opponents	4.22	24-32	56	56	33	12/0	1	371.1	391	237	174	142	237	46	16	30	.266	15	35	4	19	29

PB - Team (16), GROSS, M. 15, FUNG, M. 1, Opp (8). Pickoffs - Team (0), Opp (1). SBA/ATT - GROSS, M. (49-56), MCGILL, K. (17-18), PARKER, H. (15-17), WYSOCKI, S. (9-10), EGGENS, C. (7-10), RAYFIELD, B. (3-4), BOYLE, C. (2-2).

2017 REVIEW

USF'S LONGEST IN 2017

Longest winning streak 6
 Longest losing streak 4

2017 RECORD WHEN

For the season 32-24
 In the American 9-8

At home 21-10
 On the road 5-6
 Neutral Site 6-8

vs. Top 25 opponents 1-4
 vs. Top 10 opponents 1-4
 vs. Top 5 opponents 0-3

Scores first 21-5
 Opponent scores first 11-19

vs. Lefties 2-3
 vs. Righties 30-21

1-run games 7-5
 2-run games 7-5
 5+ run games 11-10
 Extra innings 2-4
 Shutouts 10-12

Out-hit opponent 23-1
 Out-hit by opponent 6-22
 Hits are tied 3-1

Hit 0 home runs 15-19
 Hit 1 home run 12-2
 Hit 2+ home runs 5-3

Day games 19-18
 Night games 13-6

In February 9-5
 In March 11-13
 In April 11-3
 In May 1-3

CONFERENCE ONLY STATISTICS

Record: 9-8 Home: 6-3 Away: 3-5 Conference: 9-8

Player	avg	gp-gs	ab	r	h	2b	3b	hr	rbi	tb	slg%	bb	hp	so	gdp	ob%	sf	sh	sb-att	po	a	e	fld%
WYCKOFF, K.	.388	16-14	49	13	19	2	3	0	4	27	.551	5	0	7	0	.444	0	1	5-7	16	0	2	.889
DONOVAN, As.	.370	17-17	54	12	20	3	2	2	12	33	.611	3	0	7	0	.390	2	2	2-3	26	1	0	1.000
KEEN, B.	.320	17-17	50	5	16	4	1	1	10	25	.500	3	4	7	0	.397	1	0	0-0	129	10	2	.986
EVANS, L.	.309	17-17	55	5	17	2	0	0	1	19	.345	1	0	6	0	.321	0	0	0-1	45	38	8	.912
PARKER, H.	.267	6-4	15	1	4	1	0	0	3	5	.333	1	0	1	0	.313	0	0	0-0	1	7	1	.889
BRUNI, A.	.250	15-10	28	5	7	1	0	0	3	8	.286	5	0	9	0	.364	0	0	0-0	14	0	0	1.000
DEVITT, L.	.244	17-16	41	7	10	1	1	1	4	16	.390	7	0	7	0	.354	0	1	2-2	24	29	2	.964
GROSS, M.	.147	17-17	34	3	5	1	0	1	4	9	.265	2	0	12	1	.194	0	3	1-1	74	2	1	.987
WORRELL, S.	.136	16-15	44	2	6	2	0	0	5	8	.182	6	1	10	0	.245	2	1	1-1	13	22	1	.972
MOELLER, K.	.122	16-15	41	7	5	0	0	3	9	14	.341	4	4	4	0	.250	3	1	0-1	4	1	0	1.000
BOYLE, C.	.100	7-3	10	0	1	0	0	0	2	1	.100	1	0	2	0	.167	1	0	0-0	3	5	1	.889
LAY, K.	.071	10-3	14	1	1	0	0	0	0	1	.071	0	0	6	0	.071	0	0	0-0	3	7	1	.909
HARTMAN, B.	.071	10-3	14	1	1	1	0	0	2	2	.143	1	0	6	0	.133	0	0	0-0	1	2	1	.750
YANCY, K.	.000	8-2	5	2	0	0	0	0	0	0	.000	0	0	4	0	.000	0	0	0-0	1	1	0	1.000
MCGILL, K.	.000	2-1	0	0	0	0	0	0	0	0	.000	0	0	0	0	.000	0	0	0-0	3	9	0	1.000
BLASHINSKY	.000	5-0	0	0	0	0	0	0	0	0	.000	0	0	0	0	.000	0	0	0-0	0	0	0	.000
WYSOCKI, S.	.000	2-0	0	0	0	0	0	0	0	0	.000	0	0	0	0	.000	0	0	0-0	2	4	1	.857
Totals	.247	17	454	64	112	18	7	8	59	168	.370	39	9	88	1	.313	9	9	11-16	359	143	22	.958
Opponents	.253	17	470	53	119	11	0	6	44	148	.315	53	14	65	3	.345	2	10	9-10	356	99	11	.976

LOB - Team (100), Opp (137). DPs turned - Team (12), Opp (1). IBB - Team (0), Opp (8). Picked off - WORRELL, S. 1.

(Conference games only Sorted by Earned run avg)

Player	era	w-l	app	gs	cg	sho	sv	ip	h	r	er	bb	so	2b	3b	hr	b/avg	wp	hp	bk	sfa	sha
WYSOCKI, S.	1.65	0-1	8	1	0	0/1	0	16.1	11	6	3	12	8	3	0	0	.190	1	4	0	0	1
EGGENS, C.	1.76	3-1	10	4	0	0/2	1	30.2	30	7	6	7	17	2	0	1	.246	0	2	0	0	1
PARKER, H.	2.87	3-2	14	4	0	0/3	3	37.2	38	17	12	18	28	4	0	2	.252	3	4	0	0	4
MCGILL, K.	3.60	3-4	10	8	1	1/1	0	35.0	40	23	14	16	12	2	0	3	.288	2	4	0	2	4
Totals	2.63	9-8	17	17	1	4/3	4	119.2	119	53	35	53	65	11	0	6	.253	6	14	0	2	10
Opponents	3.87	8-9	17	17	12	4/0	0	118.2	112	64	51	39	88	18	7	8	.247	5	9	2	9	9

PB - Team (2), GROSS, M. 2, Opp (2). Pickoffs - Team (0), Opp (1). SBA/ATT - GROSS, M. (9-10), PARKER, H. (3-4), WYSOCKI, S. (3-3), EGGENS, C. (2-2), MCGILL, K. (1-1).



GAME-BY-GAME STATISTICS

Date	Opponent	ab	r	h	rbi	2b	3b	hr	tb	bb	ibb	sb	cs	hbp	sac	sf	gdp	k	po	a	e	lob	avg
Feb 09	ILLINOIS STATE	26	5	8	5	0	0	1	11	6	0	1	0	0	1	0	0	2	21	11	2	9	.308
Feb 10	DELAWARE	28	6	9	5	2	0	0	11	2	0	2	0	1	0	0	0	4	21	6	3	7	.315
Feb 11	MICHIGAN	26	6	9	4	1	0	2	16	2	0	2	0	1	1	1	0	2	21	10	1	7	.325
Feb 12	FLORIDA	19	0	1	0	0	0	0	1	0	0	0	0	0	0	0	0	12	18	5	0	1	.273
Feb 16	WISCONSIN	29	1	6	0	0	0	0	6	3	0	1	1	0	0	0	1	5	24	11	0	8	.258
Feb 17	vs Binghamton	36	10	14	6	1	0	0	15	2	0	5	0	1	1	0	0	3	21	5	0	9	.287
Feb 17	vs James Madison	26	0	5	0	0	0	0	5	1	0	1	0	0	0	0	0	6	21	8	2	6	.274
Feb 18	vs Hofstra	29	7	10	7	1	0	1	14	1	0	0	0	0	0	0	0	4	21	9	0	2	.283
Feb 18	vs Oklahoma State	31	12	13	11	1	1	1	19	2	0	1	0	0	1	0	0	2	18	13	0	4	.300
Feb 23	EASTERN MICHIGAN	24	4	8	4	3	1	0	13	4	0	0	0	2	0	1	0	1	21	5	1	9	.303
Feb 24	vs Ole Miss	23	0	4	0	0	1	0	6	3	0	0	0	0	0	0	1	4	17	9	0	8	.293
Feb 25	vs Colgate	20	10	7	10	1	0	0	8	9	0	1	0	2	1	4	0	4	18	9	0	8	.297
Feb 26	vs Ole Miss	16	1	3	1	0	0	0	3	1	0	1	0	1	2	0	0	2	15	6	2	4	.291
Feb 26	at Stetson	31	6	9	6	1	0	1	13	3	0	0	0	0	0	0	0	5	21	10	2	8	.291
Mar 03	GEORGIA STATE	24	1	5	1	0	0	0	5	3	0	4	0	1	1	0	0	1	21	10	0	8	.286
Mar 03	SYRACUSE	28	1	7	1	0	0	0	7	2	0	1	0	1	0	0	1	4	21	6	1	9	.284
Mar 04	vs Ball State	22	6	6	6	0	0	1	9	5	0	1	0	0	2	0	0	6	21	7	0	5	.283
Mar 04	vs Towson	30	9	14	7	0	0	2	20	2	0	2	0	0	2	0	0	1	21	12	0	7	.295
Mar 05	VILLANOVA	23	0	2	0	0	0	0	2	2	0	0	0	0	0	0	0	5	21	6	1	4	.285
Mar 08	BOSTON COLLEGE	26	6	7	6	3	1	1	15	3	0	1	0	0	0	0	0	1	21	11	1	5	.284
Mar 08	PENN	24	2	3	2	1	0	2	10	1	0	0	0	0	0	0	0	5	21	10	2	2	.277
Mar 10	PURDUE	23	0	1	0	0	0	0	1	0	0	1	0	0	0	0	0	1	21	8	0	2	.268
Mar 10	ST. JOSEPH'S	43	11	14	11	3	1	1	22	5	2	2	1	0	1	0	0	9	33	19	0	12	.272
Mar 11	vs Butler	24	1	3	1	1	0	0	4	2	0	0	0	0	0	0	0	1	21	14	4	4	.266
Mar 11	vs Central Michigan	26	2	6	2	1	0	0	7	0	0	0	0	0	2	0	0	9	21	5	1	5	.265
Mar 12	ARMY	24	11	9	12	1	0	0	10	5	0	1	0	2	0	1	0	1	15	3	1	9	.269
Mar 12	CENTRAL CONNECTIC	27	9	12	9	2	0	1	17	3	0	2	2	0	0	0	0	1	21	8	1	3	.275
Mar 15	JACKSONVILLE	27	9	9	8	0	1	2	17	7	0	0	0	1	0	0	0	3	21	8	2	8	.278
Mar 15	YALE	30	4	10	4	1	2	1	18	2	0	1	0	0	0	0	0	6	21	10	1	8	.280
Mar 17	AUBURN	23	0	2	0	0	0	0	2	5	0	0	0	2	0	0	0	4	21	4	1	9	.274
Mar 17	NDSU	25	7	11	6	1	0	0	12	2	0	1	0	3	2	1	0	4	21	5	1	8	.279
Mar 18	vs Missouri	22	4	4	4	0	0	2	10	3	0	0	0	1	0	0	0	2	18	11	2	4	.277
Mar 18	vs Illinois	31	3	7	3	0	1	2	15	2	0	0	0	3	0	0	0	3	24	11	5	10	.275
Mar 19	FAMU	23	4	6	4	1	0	1	10	1	0	0	0	0	2	0	0	1	21	11	1	4	.274
Mar 22	at Florida	18	0	2	0	1	0	0	3	0	0	0	0	0	0	0	0	4	14	6	1	3	.271
*Mar 24	TULSA	22	0	2	0	0	0	0	2	1	0	0	0	0	1	0	0	12	21	9	5	3	.267
*Mar 25	TULSA	25	3	4	3	0	0	1	7	0	0	0	0	2	0	0	0	12	21	10	2	3	.264
*Mar 26	TULSA	23	0	2	0	0	0	0	2	0	0	1	0	0	0	0	0	4	21	8	2	2	.260
*Apr 02	at UConn	30	9	12	8	3	2	1	22	3	0	3	2	1	0	0	0	4	18	15	0	7	.264
*Apr 02	at UConn	23	0	2	0	1	0	0	3	1	0	1	0	0	0	0	0	13	18	6	1	3	.260
*Apr 07	EAST CAROLINA	23	3	6	2	1	2	0	11	2	0	1	0	1	0	1	0	5	21	10	0	6	.260
*Apr 08	EAST CAROLINA	27	7	9	7	0	0	2	15	2	0	2	0	1	0	1	0	2	21	8	1	6	.262
*Apr 09	EAST CAROLINA	27	9	9	9	1	0	2	16	3	0	0	0	0	1	1	0	2	21	5	0	5	.264
04/12/17	at Jacksonville	29	5	10	5	0	0	0	10	2	0	1	0	2	0	1	0	3	21	7	1	8	.266
*Apr 13	at UCF	24	0	3	0	0	0	0	3	3	0	0	0	1	0	0	0	6	18	9	1	7	.263
*Apr 14	at UCF	28	7	10	7	3	1	0	15	6	0	0	1	1	0	1	1	3	21	3	0	8	.265
*Apr 15	at UCF	28	4	5	4	1	0	1	9	3	0	0	0	0	5	1	0	0	25	9	0	6	.263
*Apr 21	MEMPHIS	30	4	9	4	2	1	0	13	3	0	1	1	1	0	2	0	7	24	10	1	9	.264
*Apr 22	MEMPHIS	24	6	9	5	2	0	0	11	3	0	0	0	1	2	1	0	2	21	7	2	7	.266
*Apr 23	MEMPHIS	25	4	7	3	0	0	0	7	1	0	1	0	0	0	0	0	3	21	7	2	4	.266
Apr 27	FGCU	25	1	5	1	1	0	0	6	0	0	1	0	1	0	0	0	8	21	9	1	7	.265
Apr 27	FGCU	28	9	12	7	0	0	0	12	5	0	0	1	1	1	1	0	1	21	9	0	9	.269
*May 05	at Houston	30	3	9	3	1	1	1	15	1	0	0	1	0	0	0	0	5	21	10	0	7	.269
*May 06	at Houston	25	1	4	1	2	0	0	6	2	0	0	0	0	0	0	0	6	18	8	1	5	.267
*May 07	at Houston	40	4	10	3	1	0	0	11	5	0	1	0	0	0	1	0	2	28	9	4	12	.267
May 11	vs Memphis	27	0	6	0	0	0	0	6	2	0	2	0	0	0	0	0	9	21	5	4	8	.266
Totals		1470	237	391	218	46	16	30	559	142	2	47	10	35	29	19	4	237	1161	475	67	351	.266

- USF
- OUTLOOK
- COACHES
- PLAYERS
- REVIEW
- RECORDS
- HISTORY
- MEDIA



2017 REVIEW

OPPONENT GAME-BY-GAME STATISTICS

Date	Opponent	ab	r	h	rbi	2b	3b	hr	tb	bb	ibb	sb	cs	hbp	sac	sf	gdp	k	po	a	e	lob	avg
Feb 09	ILLINOIS STATE	27	4	9	4	0	0	0	9	4	1	0	0	1	1	0	0	6	19	8	1	8	.333
Feb 10	DELAWARE	30	4	9	4	1	0	0	10	1	0	1	1	0	1	0	0	10	18	5	2	7	.316
Feb 11	MICHIGAN	26	4	7	3	3	0	0	10	5	0	0	0	2	0	1	1	2	18	4	1	9	.301
Feb 12	FLORIDA	27	8	9	8	1	0	3	19	6	0	3	0	0	0	0	0	5	18	3	0	7	.309
Feb 16	WISCONSIN	28	3	6	3	0	0	0	6	4	1	4	0	0	1	0	1	8	24	13	2	7	.290
Feb 17	vs Binghamton	24	0	3	0	0	0	0	3	3	0	0	0	1	0	0	0	4	21	9	5	7	.265
Feb 17	vs James Madison	31	5	9	5	0	0	1	12	2	0	1	1	2	0	0	0	4	21	4	0	9	.269
Feb 18	vs Hofstra	30	5	10	5	1	0	1	14	1	0	0	0	2	0	0	1	6	21	9	1	7	.278
Feb 18	vs Oklahoma State	21	4	6	2	2	0	0	8	7	0	1	1	1	2	0	0	2	18	7	1	9	.279
Feb 23	EASTERN MICHIGAN	25	0	5	0	0	0	0	5	0	0	1	1	1	0	0	0	8	18	9	0	5	.271
Feb 24	vs Ole Miss	25	8	9	7	2	0	0	11	4	2	1	0	0	1	0	1	4	18	8	2	5	.279
Feb 25	vs Colgate	19	0	3	0	1	0	0	4	1	0	0	0	0	2	0	0	4	18	4	3	4	.272
Feb 26	vs Ole Miss	28	12	14	11	3	0	3	26	4	0	4	1	2	0	0	0	4	15	3	0	7	.290
Feb 26	at Stetson	25	3	5	2	1	0	0	6	2	0	4	0	1	1	0	1	6	21	7	2	5	.284
Mar 03	GEORGIA STATE	27	0	6	0	1	0	0	7	0	0	0	0	1	0	0	0	2	20	10	0	7	.280
Mar 03	SYRACUSE	22	2	3	2	1	0	0	4	3	1	0	0	0	1	1	0	6	21	7	2	4	.272
Mar 04	vs Ball State	27	2	9	2	1	0	1	13	3	0	0	0	1	1	0	1	1	18	6	0	9	.276
Mar 04	vs Towson	29	3	10	3	2	0	0	12	4	0	0	0	0	2	0	0	3	18	4	1	11	.280
Mar 05	VILLANOVA	32	5	10	4	0	1	0	12	2	0	0	0	0	0	0	0	5	21	5	0	8	.282
Mar 08	BOSTON COLLEGE	31	4	10	4	0	0	2	16	1	0	1	0	2	1	0	0	4	18	7	1	10	.285
Mar 08	PENN	30	3	7	2	1	0	0	8	1	0	0	0	0	0	0	0	5	21	4	0	7	.282
Mar 10	PURDUE	27	2	7	2	1	0	0	8	0	0	1	0	0	0	0	1	5	21	6	1	4	.281
Mar 10	ST. JOSEPH'S	38	9	12	9	3	1	1	20	6	0	1	0	2	5	1	0	5	30	15	1	14	.283
Mar 11	vs Butler	28	5	8	4	1	0	0	9	3	2	2	1	2	2	0	0	1	21	9	0	9	.283
Mar 11	vs Central Michigan	25	4	7	4	1	0	0	8	2	1	1	0	3	3	1	0	9	21	6	1	9	.283
Mar 12	ARMY	20	1	4	1	0	0	0	4	0	0	1	0	2	0	0	0	3	12	5	3	6	.281
Mar 12	CENTRAL CONNECTIC	27	2	6	2	0	0	1	9	2	0	1	0	0	0	0	1	5	18	10	3	6	.278
Mar 15	JACKSONVILLE	27	6	5	6	1	0	0	6	6	0	1	0	4	0	1	0	9	18	10	0	11	.275
Mar 15	YALE	24	3	3	3	0	0	0	3	1	0	1	0	1	1	0	0	4	20	7	1	3	.271
Mar 17	AUBURN	29	4	8	4	1	0	1	12	8	0	0	0	3	0	0	0	5	21	11	0	15	.271
Mar 17	NDSU	24	0	4	0	0	0	0	4	1	0	1	0	1	0	0	0	5	18	9	0	5	.268
Mar 18	vs Missouri	32	13	13	10	2	1	2	23	4	0	5	0	0	0	1	0	2	18	6	1	6	.273
Mar 18	vs Illinois	35	7	10	5	2	0	1	15	5	2	0	0	2	2	1	0	3	24	9	1	15	.273
Mar 19	FAMU	32	3	13	1	2	0	0	15	0	0	0	0	0	2	0	0	5	18	8	1	10	.278
Mar 22	at Florida	22	8	8	8	0	1	1	13	7	0	2	0	2	0	0	0	2	15	4	0	9	.280
*Mar 24	TULSA	30	5	8	4	1	0	0	9	2	0	0	0	1	1	1	1	4	21	3	0	9	.279
*Mar 25	TULSA	31	7	12	3	1	0	1	16	1	0	1	1	0	1	0	0	4	21	2	0	5	.283
*Mar 26	TULSA	33	5	11	5	2	0	0	13	2	0	0	0	0	0	0	0	4	21	5	0	9	.284
*Apr 02	at UConn	19	0	1	0	0	0	0	1	1	0	0	0	1	0	0	0	1	18	5	2	3	.280
*Apr 02	at UConn	23	1	6	1	1	0	1	10	1	0	0	0	0	0	0	1	4	21	0	0	5	.280
*Apr 07	EAST CAROLINA	21	0	2	0	0	0	0	2	2	0	0	0	1	0	0	1	4	18	3	0	3	.276
*Apr 08	EAST CAROLINA	30	6	10	6	1	0	1	14	5	1	0	0	1	0	1	0	5	18	8	1	10	.278
*Apr 09	EAST CAROLINA	28	7	7	7	2	0	2	15	7	1	0	0	1	0	0	0	9	18	3	1	8	.277
04/12/17	at Jacksonville	28	2	6	2	0	0	0	6	0	0	1	0	0	0	0	0	4	21	8	0	5	.276
*Apr 13	at UCF	20	2	5	2	0	0	0	5	5	1	1	0	1	3	0	0	1	21	7	0	9	.275
*Apr 14	at UCF	28	2	8	2	0	0	0	8	3	0	1	0	0	0	0	0	4	21	12	0	8	.276
*Apr 15	at UCF	34	5	8	4	0	0	0	8	6	0	2	0	2	0	0	0	2	27	13	2	12	.274
*Apr 21	MEMPHIS	28	3	5	3	1	0	0	6	3	0	0	0	1	1	0	0	5	23	3	1	6	.272
*Apr 22	MEMPHIS	25	0	3	0	0	0	0	3	1	0	1	0	0	0	0	0	2	18	9	2	5	.270
*Apr 23	MEMPHIS	28	2	6	1	0	0	1	9	1	0	0	0	0	1	0	0	6	18	4	1	7	.268
Apr 27	FGCU	24	0	5	0	0	0	0	5	2	0	0	0	0	0	0	0	3	18	4	2	5	.267
Apr 27	FGCU	24	2	7	2	1	0	1	11	2	1	1	1	0	1	0	1	3	18	9	2	4	.268
*May 05	at Houston	28	0	8	0	0	0	0	8	2	1	0	0	2	1	0	0	2	21	10	0	12	.268
*May 06	at Houston	23	3	6	2	0	0	0	6	3	0	0	0	1	1	0	0	2	21	4	0	7	.268
*May 07	at Houston	41	5	13	4	2	0	0	15	8	4	3	0	2	1	0	0	6	30	8	1	19	.269
May 11	vs Memphis	35	7	12	6	0	0	0	12	2	1	2	0	1	0	0	0	8	21	3	0	10	.271
Totals		1535	210	416	184	47	4	25	546	162	20	51	8	54	40	9	12	245	1114	374	52	435	.271



GAME 21 PENN USF 3 2 March 8, 2017 at Tampa, Fla. // USF Softball Stadium

Player stats for Penn 3 (4-5) and USF 2 (13-8) including columns for ab, r, h, rbi, bb, so, po, a, lob.

Score by Innings table for Penn vs USF, showing runs, hits, and errors per inning.

Player performance summary table with columns for ip, h, r, er, bb, so, ab, bf.

Win - Sargent (3-2). Loss - EGGENS, C. (5-3). Save - None. WP - EGGENS, C.(1); WYSOCKI, S. 2(5). Umpires - Start: 7:45 Time: 2:00 Attendance: 395 Weather: 82 and sunny EGGENS, C. faced 3 batters in the 1st.

GAME 22 PURDUE USF 2 0 March 10, 2017 at Tampa, Fla. // USF Softball Stadium

Player stats for Purdue 2 (5-16) and USF 0 (13-9) including columns for ab, r, h, rbi, bb, so, po, a, lob.

Score by Innings table for Purdue vs USF, showing runs, hits, and errors per inning.

Player performance summary table with columns for ip, h, r, er, bb, so, ab, bf.

Win - Damon (3-4). Loss - EGGENS, C. (5-4). Save - None. Umpires - HP: Ron Vargas 1B: Alan Stendiford 3B: Dudley Hamlin Start: 2:22 pm Time: 1:25 Attendance: Weather: 73 and sunny WYSOCKI, S. faced 1 batter in the 6th.

GAME 23 ST. JOSEPH'S USF 9 11 March 10, 2017 at Tampa, Fla. // USF Softball Stadium

Player stats for St. Joseph's 9 (3-9) and USF 11 (14-9) including columns for ab, r, h, rbi, bb, so, po, a, lob.

Score by Innings table for St. Joseph's vs USF, showing runs, hits, and errors per inning.

Player performance summary table with columns for ip, h, r, er, bb, so, ab, bf.

Win - PARKER, H. (5-2). Loss - VENTURA (5-5). Save - None. WP - VENTURA. HBP - by EGGENS, C. (KAPALA); by PARKER, H. (OSTASZEWSKI). Umpires - Start: 4:30 Time: 3:21 Attendance: Weather: 73 and sunny EGGENS, C. faced 2 batters in the 7th.

GAME 24 BUTLER USF 5 1 March 11, 2017 at Clearwater, Fla. // Eddie C. Moore

Player stats for Butler 5 (10-11) and USF 1 (14-10) including columns for ab, r, h, rbi, bb, so, po, a, lob.

Score by Innings table for Butler vs USF, showing runs, hits, and errors per inning.

Player performance summary table with columns for ip, h, r, er, bb, so, ab, bf.

Win - G Schnaiter (4-6). Loss - EGGENS, C. (5-5). Save - None. HBP - by EGGENS, C. (C. Thompson); by WYSOCKI, S. (S. Dixon). Umpires - Start: 2:00 pm Time: 1:31 Attendance: 250 Weather: 83 and sunny

GAME 29 YALE 3 USF 4 March 15, 2017 at Tampa, Fla. // USF Softball Stadium

Yale 3 (1-12) USF 4 (18-11) Player ab r h rbi bb so po a lob ... Score by Innings 1 2 3 4 5 6 7 R H E

Note: 2 outs, 2 runners LOB when the game ended. E - Sack; LAY, K.(3). LOB - YALE 3; USF 8. 2B - DEVITT, L.(3). 3B - DEVITT, L.(2); YANCY, K.(1). HR - WORRELL, S.(4). HBP - Kennedy. SH - Glover. SB - Kennedy; DEVITT, L.(3). Win - MCGILL, K. (5-3). Loss - Efflandt (1-4). Save - None. HBP - by WYSOCKI, S. (Kennedy). Umpires - Start: 9:00 Time: 1:46 Attendance: 489 Weather: 50 and sunny WYSOCKI, S. faced 1 batter in the 6th.

GAME 30 4 AUBURN USF 0 March. 17, 2017 at Tampa, Fla. // USF Softball Stadium

Auburn 4 (24-3) USF 0 (18-12) Player ab r h rbi bb so po a lob ... Score by Innings 1 2 3 4 5 6 7 R H E

E - GROSS, M.(4). LOB - Auburn 15; USF 9. 2B - A. Rivera(5). HR - C. Wallace(5). HBP - M. Gipson; M. Podany; W. Jordan; MOELLER, K.; KEEN, B. Win - M. Martin (10-3). Loss - WYSOCKI, S. (2-1). Save - None. HBP - by M. Martin (KEEN, B.); by WYSOCKI, S. (M. Gipson); by WYSOCKI, S. (M. Podany); by PARKER, H. (W. Jordan); by M. Martin (MOELLER, K.). Umpires - HP: Carlos Guzman 1B: Tyrone Miller 3B: Steve Hanney Start: 12:35 pm Time: 2:03 Attendance: 786 Weather: 72 degrees, sunny

GAME 31 NDSU 0 USF 7 March. 17, 2017 at Tampa, Fla. // USF Softball Stadium

NDSU 0 (10-17) USF 7 (19-12) Player ab r h rbi bb so po a lob ... Score by Innings 1 2 3 4 5 6 7 R H E

E - EVANS, L.(6). DP - USF 1. LOB - NDSU 5; USF 8. 2B - GROSS, M.(3). HBP - Luciano; DONOVAN, As. 2; EVANS, L.. SH - LAY, K.(1); EVANS, L.(5). SF - WORRELL, S.(2). SB - Camacho; DONOVAN, As.(7). Win - MCGILL, K. (6-3). Loss - Leddy (2-5). Save - None. WP - Leddy. HBP - by Leddy (EVANS, L.); by Leddy (DONOVAN, As.); by MCGILL, K. (Luciano); by Leddy (DONOVAN, As.). PB - Heinz. Umpires - Start: 4:00 Time: 1:50 Attendance: 786 Weather: 65 and sunny

GAME 32 Missouri 13 USF 4 March. 18, 2017 Clearwater, Fla. // Eddie C. Moore

Missouri 13 (16-11) USF 4 (19-13) Player ab r h rbi bb so po a lob ... Score by Innings 1 2 3 4 5 6 R H E

E - Baxter(2); DEVITT, L. 2(6). DP - MIZ 1. LOB - MIZ 6; USF 4. 2B - Reed(6); Mack(8). 3B - Pierce(1). HR - Mack(4); Fleming(5); DONOVAN, As.(1); DEVITT, L.(3). HBP - WORRELL, S.. SF - Romaine(1). SB - Nash 2(8); Reed(1); Rampetsreite(1); Cohen(3). Win - Baxter (5-2). Loss - WYSOCKI, S. (2-2). Save - None. WP - Baumgartner(5); WYSOCKI, S. 2(7). HBP - by Baxter (WORRELL, S.). PB - GROSS, M.(12). Umpires - Start: 2:30 pm Time: 2:00 Attendance: 276 Weather: 75 and sunny RAYFIELD, B. faced 3 batters in the 6th.

GAME 33

ILLINOIS 7 USF 3 March 18, 2017 at Clearwater, Fla. // Eddie C. Moore

Table with 2 columns: Illinois 7 (15-8) and USF 3 (19-14). Rows include Player, ab, r, h, rbi, bb, so, po, a, lob, and Totals.

Score by Innings table for Game 33.

E - M Doane; BRUNI, A.(3); WORRELL, S. 2(4); EVANS, L.(7); MCGILL, K.(3). LOB - ILL 15; USF 10. 2B - K Sherlund; R Rivera. 3B - KEEN, B.(1). HR - N Evans; WORRELL, S.(5); MOELLER, K.(3). HBP - A Fleming; M Doane; DONOVAN, As.; WORRELL, S.; MOELLER, K.. SH - A Gunther; A Fleming. SF - L Farina.

Table with 2 columns: Illinois and USF. Rows include Player, ip, h, r, er, bb, so, ab, bf, and Totals.

Win - B Wonderly (6-7). Loss - PARKER, H. (6-4). Save - None. WP - MCGILL, K.(1). HBP - by B Wonderly (MOELLER, K.); by PARKER, H. (M Doane); by B Wonderly (DONOVAN, As.); by PARKER, H. (A Fleming).

Umpires - Start: 5:15 Time: 2:14 Attendance: 276 Weather: sunny and 75

GAME 34

FAMU 3 USF 4 March 19, 2017 at Tampa, Fla. // USF Softball Stadium

Table with 2 columns: FAMU 3 (5-24-1) and USF 4 (20-14). Rows include Player, ab, r, h, rbi, bb, so, po, a, lob, and Totals.

Score by Innings table for Game 34.

E - BOYD,Shayla; MCGILL, K.. LOB - FAMUS 10; USF 4. 2B - FULLWOOD,Amb 2; GROSS, M.. HR - WORRELL, S.. SH - SNIDER,Tahl; WATSON,Nache; KEEN, B.; BRUNI, A..

Table with 2 columns: FAMU and USF. Rows include Player, ip, h, r, er, bb, so, ab, bf, and Totals.

Win - MCGILL, K. (7-3). Loss - BURSE,Veroni (2-12). Save - None. WP - MCGILL, K..

Umpires - HP: Steve hanney 1B: Stan Cook 3B: Rich Vargas Start: 4 p.m. Time: 1:57 Attendance: 652 Weather: sunny and 75 MCGILL, K. faced 1 batter in the 5th.

GAME 35

USF 0 2 FLORIDA 8 March 22, 2018 at Gainesville, Fla. // KSP Stadium

Table with 2 columns: USF 0 (20-15) and Florida 8 (27-1). Rows include Player, ab, r, h, rbi, bb, so, po, a, lob, and Totals.

Score by Innings table for Game 35.

Note: 2 outs, 3 runners LOB when the game ended. E - DEVITT, L.(7). LOB - USF 3; UF 9. 2B - DEVITT, L.(4). 3B - Hoover(3). HR - Roberts(4). HBP - DeWitt 2. SB - DeWitt(5); Lorenz(8).

Table with 2 columns: USF and Florida. Rows include Player, ip, h, r, er, bb, so, ab, bf, and Totals.

Win - Ocasio (5-0). Loss - WYSOCKI, S. (2-3). Save - None. HBP - by PARKER, H. (DeWitt); by MCGILL, K. (DeWitt). Umpires - HP: Anthony Small 1B: Leo Fleming 3B: Ron Graham Start: 6:00 pm Time: 1:40 Attendance: 1408 Weather: Clear PARKER, H. faced 3 batters in the 3rd.

GAME 36

TULSA 5 USF 0 March 24, 2017 at Tampa, Fla. // USF Softball Stadium

Table with 2 columns: Tulsa 5 (21-10,1-0 American) and USF 0 (20-16,0-1 American). Rows include Player, ab, r, h, rbi, bb, so, po, a, lob, and Totals.

Score by Innings table for Game 36.

E - EVANS, L. 4(11); BOYLE, C.(2). DP - USF 2. LOB - TLS 9; USF 3. 2B - ESTOCADO,S(5). HBP - WITHEE,Mad. SH - ESTOCADO,S(2); DEVITT, L.(4). SF - NEAL,M(3).

Table with 2 columns: Tulsa and USF. Rows include Player, ip, h, r, er, bb, so, ab, bf, and Totals.

Win - WATSON,E (15-3). Loss - MCGILL, K. (7-4). Save - None. HBP - by MCGILL, K. (WITHEE,Mad).

Umpires - Start: 4 p.m. Time: 1:53 Attendance: 275 Weather: 79 and partly cloudy

GAME 41

ECU
USF

0
3

April 7, 2017 at Tampa, Fla. // USF Softball Stadium

East Carolina 0 (19-21,2-5 American)

USF 3 (22-19,2-4 American)

Table with columns: Player, ab, r, h, rbi, bb, so, po, a, lob. Rows include Ervin cf, Ka. Oshiro rf, Burroughs 1b, McClellan 3b, Ramirez lf, Wood dh, Mycek c, K. Smith ss, M. Quick 2b/pr, Halo ph, Ritchie p, and Totals.

Table with columns: Player, ab, r, h, rbi, bb, so, po, a, lob. Rows include WYCKOFF, K. dh, DONOVAN, As. cf, MOELLER, K. lf, DEVITT, L. lf, WORRELL, S. 3b, YANCY, K. pr, KEEN, B. 1b, EVANS, L. ss, GROSS, M. c, HARTMAN, B. ph, BRUNI, A. rf, LAY, K. 2b, MCGILL, K. p, PARKER, H. p, and Totals.

Score by Innings table with columns 1-9, R, H, E. East Carolina: 0 0 0 0 0 0 0 0 2 0. USF: 1 0 0 0 2 0 X 3 6 0.

DP - USF 2. LOB - ECU 3; USF 6. 2B - WORRELL, S.(3). 3B - WYCKOFF, K.(2); DONOVAN, As.(2). HBP - Mycek; MOELLER, K.. SF - MOELLER, K.(1). SB - DONOVAN, As.(9).

Table with columns: East Carolina, ip, h, r, er, bb, so, ab, bf. Ritchie: 6.0 6 3 3 2 5 23 27. USF: MCGILL, K. 5.2 2 0 0 2 1 17 20. PARKER, H. 1.1 0 0 0 0 3 4 4.

Win - MCGILL, K. (9-5). Loss - Ritchie (11-8). Save - PARKER, H. (2). WP - Ritchie(5). HBP - by Ritchie (MOELLER, K.); by MCGILL, K. (Mycek).

Umpires - HP: John Schaefer 1B: Dianna Kendall 3B: Destiny Robinson Start: 4 p.m. Time: 1:35 Attendance: 473 Weather: 71 and sunny

GAME 42

ECU
USF

6
7

April 8, 2017 at Tampa, Fla. // USF Softball Stadium

East Carolina 6 (19-23,2-6 American)

USF 7 (23-18,3-4 American)

Table with columns: Player, ab, r, h, rbi, bb, so, po, a, lob. Rows include Ervin cf, Ka. Oshiro rf, Burroughs 1b/dh, McClellan 3b, Ramirez lf, Namron lf, Wood dh/1b, Mycek c, K. Smith ss, M. Quick 2b/pr, Halo ph, M. Williams p, Ritchie p, and Totals.

Table with columns: Player, ab, r, h, rbi, bb, so, po, a, lob. Rows include WYCKOFF, K. cf, DONOVAN, As. rf/lf, MOELLER, K. lf, BRUNI, A. rf/dh, WORRELL, S. 3b, YANCY, K. pr, KEEN, B. 1b, EVANS, L. ss, PARKER, H. c/dh, BLASHINSKY pr, DEVITT, L. 2b, BOYLE, C. ph, GROSS, M. dh/c, MCGILL, K. p/dh, and Totals.

Score by Innings table with columns 1-9, R, H, E. East Carolina: 1 0 2 1 2 0 0 6 10 1. USF: 0 0 0 4 0 3 X 7 9 1.

E - McClellan(1); WORRELL, S.(5). LOB - ECU 10; USF 6. 2B - K. Smith(1). HR - Burroughs(1); MOELLER, K.(5); GROSS, M.(1). HBP - Ramirez; MOELLER, K.. SF - McClellan(2); BOYLE, C.(1). SB - DEVITT, L.(2)(5).

Table with columns: East Carolina, ip, h, r, er, bb, so, ab, bf. M. Williams: 3.0 3 4 3 2 2 12 14. Ritchie: 3.0 6 3 3 0 15 17. USF: MCGILL, K. 4.2 8 3 3 3 2 20 25. PARKER, H. 2.1 2 3 1 2 3 10 12.

Win - MCGILL, K. (9-5). Loss - Ritchie (11-9). Save - PARKER, H. (2). WP - MCGILL, K.(5). HBP - by MCGILL, K. (Ramirez); by Ritchie (MOELLER, K.).

Umpires - HP: Diane Kendall 1B: Destiny Robinson 3B: John Schaefer Start: 4 p.m. Time: 2:18 Attendance: 76 Sunny Weather: 76 Sunny M. Williams faced 4 batters in the 4th.

GAME 43

EAST CAROLINA
USF

7
9

April 9, 2017 at Tampa, Fla. // USF Softball Stadium

East Carolina 7 (19-23,2-7 American)

USF 9 (24-19,4-4 American)

Table with columns: Player, ab, r, h, rbi, bb, so, po, a, lob. Rows include Ervin cf, Ka. Oshiro rf, Burroughs 1b, McClellan 3b, Ramirez lf, Wood dh, Weingartz pr, Mycek c, K. Smith ss, Ziembra pr, M. Quick 2b, Halo ph, Ritchie p, and Totals.

Table with columns: Player, ab, r, h, rbi, bb, so, po, a, lob. Rows include WYCKOFF, K. cf, DONOVAN, As. rf/lf, MOELLER, K. lf/dh, WORRELL, S. 3b, KEEN, B. 1b, DEVITT, L. 2b, PARKER, H. dh/p, BRUNI, A. rf, EVANS, L. ss, GROSS, M. c, LAY, K. ph, EGGENS, C. p, WYSOCKI, S. p/dh, MCGILL, K. p/rf, and Totals.

Score by Innings table with columns 1-9, R, H, E. East Carolina: 0 0 2 2 2 0 1 7 7 1. USF: 0 0 3 5 0 1 X 9 9 0.

E - McClellan(7). LOB - ECU 8; USF 5. 2B - Ervin(6); McClellan(8); WYCKOFF, K.(1). HR - Mycek 2(13); MOELLER, K.(7); KEEN, B.(4). HBP - Ramirez. SH - DONOVAN, As.(4). SF - WORRELL, S.(3).

Table with columns: East Carolina, ip, h, r, er, bb, so, ab, bf. Ritchie: 6.0 9 9 5 3 2 27 32. USF: EGGENS, C. 3.0 2 3 3 3 4 11 15. WYSOCKI, S. 0.1 1 1 1 1 1 2 3. PARKER, H. 1.2 1 0 0 1 2 6 7. MCGILL, K. 2.0 3 3 3 2 2 9 11.

Win - PARKER, H. (7-4). Loss - Ritchie (11-10). Save - None. HBP - by EGGENS, C. (Ramirez).

Umpires - HP: Destiny Robinson 1B: John Schaefer 3B: Dianna Kendall Start: 11:30 am Time: 2:30 Attendance: 425 Weather: 73 and sunny EGGENS, C. faced 1 batter in the 4th.

GAME 44

USF
JACKSONVILLE

5
2

April 12, 2017 at Jacksonville, Fla. // Pruitt Softball Complex

USF 5 (25-19)

Jacksonville 2 (22-17)

Table with columns: Player, ab, r, h, rbi, bb, so, po, a, lob. Rows include WYCKOFF, K. cf, DONOVAN, As. rf, MOELLER, K. lf, LAY, K. 2b, WORRELL, S. 3b, KEEN, B. 1b, DEVITT, L. 2b/lf, PARKER, H. dh/p, HARTMAN, B. ph, EVANS, L. ss, GROSS, M. c, BRUNI, A. ph, EGGENS, C. p, WYSOCKI, S. p/dh, and Totals.

Table with columns: Player, ab, r, h, rbi, bb, so, po, a, lob. Rows include McCourt cf, JONES lf, DANIELS 3b, RAGAN dh/p, KURSCH 1b, BAKER ss, BUSS 2b, GRIFFITH rf, O'NEAL ph, LARRABEE c, McNALLY c, THORPE p/dh, and Totals.

Score by Innings table with columns 1-9, R, H, E. USF: 0 2 1 1 0 1 0 5 10 1. Jacksonville: 0 0 0 0 2 0 0 2 6 0.

E - EVANS, L.. LOB - USF 8; JU 5. HBP - DONOVAN, As. 2. SF - EVANS, L.. SB - PARKER, H.; McCourt.

Table with columns: USF, ip, h, r, er, bb, so, ab, bf. EGGENS, C. 4.0 2 0 0 0 1 15 15. WYSOCKI, S. 0.2 4 2 2 0 1 6 6. PARKER, H. 2.1 0 0 0 0 2 7 7. Jacksonville: THORPE 2.1 6 3 3 0 1 11 13. RAGAN 4.2 4 2 2 2 2 18 21.

Win - EGGENS, C. (6-6). Loss - THORPE (8-5). Save - PARKER, H. (4). HBP - by THORPE (DONOVAN, As.); by RAGAN (DONOVAN, As.). PB - LARRABEE.

Umpires - HP: Tony Williams 1B: Gary Jordan 3B: Jason Smith Start: 3:00 pm Time: 1:57 Attendance: 161 Weather: 81 and sunny



13

®

RECORDS

SINGLE SEASON HITTING RECORDS

BATTING AVERAGE

1. Holly Groves, 2004.....	422
2. Monica Triner, 1998.....	411
3. Dawn Melfi, 1992.....	407
4. Juli Weber, 2016.....	406
5. Kristen Wyckoff, 2016.....	404
6. Amy Putnam, 1996.....	401
7. Kristen Wyckoff, 2017.....	400
8. Tiffany Stewart, 2005.....	399
Monica Triner, 1997.....	399
10. Dawn Melfi, 1991.....	395

GAMES PLAYED

1. Courtney Lewellen, 2001.....	77
Stephanie Roberts, 2001.....	77
3. Krista Holle, 2006.....	75
Tiffany Stewart, 2006.....	75
Renee Oursler, 2001.....	75
Shelly Riker, 2001.....	75
Cindy Turek, 2001.....	75
8. Christie Chapman, 2006.....	74
Shelly Riker, 2004.....	74
Camela Liwag, 2004.....	74
Ginny Georgantas, 2001.....	74
Andi Michaels, 2000.....	74

AT-BATS

1. Lea Mishlan, 1998.....	239
2. Samantha Ray, 2005.....	235
3. Camela Liwag, 2005.....	231
4. Kattrina Dowd, 2003.....	229
5. Christie Chapman, 2005.....	227
6. Cindy Turek, 2001.....	226
7. Camela Liwag, 2004.....	225
Holly Groves, 2004.....	225
9. Samantha Ray, 2006.....	219
Lea Mishlan, 1999.....	219

HITS

1. Holly Groves, 2005.....	95
2. Samantha Ray, 2005.....	87
Lea Mishlan, 1998.....	87
4. Camela Liwag, 2004.....	82
5. Lea Mishlan, 1999.....	80
6. Monica Triner, 1998.....	79
7. Juli Weber, 2016.....	78
8. Tiffany Stewart, 2005.....	77
9. Krista Holle, 2006.....	76
Kattrina Dowd, 2004.....	76

HOME RUNS

1. Holly Groves, 2004.....	18
2. Lee Ann Spivey, 2016.....	15
3. Kourtney Salvarola, 2014.....	14
4. Kourtney Salvarola, 2013.....	13
5. Holly Groves, 2003.....	12
6. Lee Ann Spivey, 2015.....	10
Lee Ann Spivey, 2014.....	10
Kenshyra Jackson, 2013.....	10
9. Mia Fung, 2016.....	9
Tiffany Stewart, 2006.....	9
Christie Chapman, 2006.....	9
Christie Chapman, 2005.....	9
Tiffany Stewart, 2005.....	9
Camela Liwag, 2003.....	9

RUNS BATTED IN

1. Holly Groves, 2004.....	82
2. Camela Liwag, 2003.....	53
3. Lee Ann Spivey, 2015.....	52
4. Stephanie Medina, 2011.....	50
5. Tiffany Stewart, 2006.....	49
Camela Liwag, 2004.....	49
Holly Groves, 2003.....	49
8. Christy Byrd, 1991.....	48
9. Camela Liwag, 2005.....	47
10. Tiffany Stewart, 2004.....	46

DOUBLES

1. Stephanie Medina, 2004.....	29
2. Lea Mishlan, 2000.....	19
3. Juli Weber, 2016.....	18
Holly Groves, 2004.....	18
5. Carly Griffin, 2006.....	16
Camela Liwag, 2005.....	16
Courtney Lewellen, 2002.....	16
Monica Triner, 1999.....	16
Monica Triner, 1998.....	16
10. Krista Holle, 2006.....	14
Christie Chapman, 2005.....	14
Cindy Turek, 2001.....	14

TRIPLES

1. Christy Byrd, 1992.....	12
2. Leslie Kanter, 1985.....	8
3. Diane Anderson, 1994.....	7
Robin Alamillo, 1989.....	7
5. Samantha Ray, 2006.....	6
Janeen Sobush, 1996.....	6
7. Kristen Wyckoff, 2015.....	5
Stephanie Medina, 2014.....	5
Christie Chapman, 2006.....	5
Samantha Ray, 2005.....	5

RUNS SCORED

1. Kattrina Dowd, 2004.....	63
2. Shelly Riker, 2004.....	60
3. Holly Groves, 2004.....	56
4. Christie Chapman, 2005.....	51
Lea Mishlan, 2000.....	51
6. Juli Weber, 2016.....	49
Kattrina Dowd, 2003.....	49
8. Gina Kafalas, 2011.....	48
9. Tiffany Stewart, 2005.....	46
10. Kristen Wyckoff, 2015.....	45

WALKS

1. Jo Jo Medina, 2008.....	45
Monica Triner, 1999.....	45
3. Shelly Riker, 2002.....	44
4. Monica Triner, 1998.....	41
5. Kattrina Dowd, 2004.....	38
6. Camela Liwag, 2003.....	37
7. Tiffany Stewart, 2004.....	33
8. D'Anna Devine, 2013.....	32
Jo Jo Medina, 2009.....	32
Tiffany Stewart, 2005.....	32
Shelly Riker, 2004.....	32

HIT BY PITCH

1. Kourtney Salvarola, 2013.....	14
2. Kourtney Salvarola, 2014.....	13
Jo Jo Medina, 2008.....	13
Sarah Watson, 2005.....	13
5. Kenshyra Jackson, 2012.....	11
Sarah Watson, 2004.....	11
7. Kassandra Moeller, 2017.....	10
Kourtney Salvarola, 2012.....	10
9. Tiffany Stewart, 2006.....	9
10. Janine Richardson, 2012.....	8

STOLEN BASES

1. Shelly Riker, 2002.....	33
2. Ashley LeFevre, 1997.....	30
3. Shelly Riker, 2001.....	29
Melissa Czapla, 2000.....	29
5. Samantha Ray, 2005.....	28
Melissa Sigmon, 1996.....	28
7. Amber Nance, 1998.....	26
8. Kristen Wyckoff, 2015.....	25
Christie Chapman, 2005.....	25
Renee Oursler, 2000.....	25

SINGLE SEASON HITTING RECORDS

SACRIFICES

1. Nora Wideikis, 200	22
2. Shelly Riker, 2004	20
Denise Rubio, 1986	20
4. Tara Toscano, 2009	19
5. Holly Lane, 1992	17
6. Courtney Lewellen, 2001	16
Christy Byrd, 1990	16
Denise Rubio, 1987	16
9. Samantha Ray, 2006	15
Christie Chapman, 2003	15
Stephaniem Roberts, 2001	15
Nikki Phillips, 2000	15

SACRIFICE FLIES

1. Kourtney Salvarola, 2012	6
Andi Michaels, 1999	6
Amanda Whitesell, 1999	6
4. Laura Fountain, 2012	5
Alison Savarese, 2008	5
Holly Groves, 2004	5
Monica Triner, 1999	5
Amy Putnam, 1994	5
Rachel Muller, 1992	5
10. 12 tied at	4

TOTAL BASES

1. Holly Groves, 2004	167
2. Tiffany Stewart, 2005	121
3. Carmela Liwag, 2004	119
4. Juli Weber, 2016	117
Christie Chapman, 2006	117
6. Katrina Dowd, 2004	116
Monica Triner, 1998	116
Lea Mishlan, 1998	116
9. Holly Groves, 2003	112
10. Lee Ann Spivey, 2016	110
Lea Mishlan, 1999	110

SLUGGING PERCENTAGE

1. Holly Groves, 2004	.742
2. Lee Ann Spivey, 2015	.679
3. Lee Ann Spivey, 2016	.675
4. Kourtney Salvarola, 2014	.667
5. Kourtney Salvarola, 2013	.633
6. Tiffany Stewart, 2005	.627
7. Amy Putnam, 1996	.613
8. Juli Weber, 2016	.609
9. Monica Triner, 1998	.604
10. Stephanie Medina, 2011	.588

ON- BASE PERCENTAGE

1. Amy Putnam, 1996	.519
2. Monica Triner, 1996	.518
3. Monica Triner, 1998	.517
4. JoJo Medina, 2008	.510

5. Tiffany Stewart, 2005	.500
6. Monica Triner, 1999	.498
7. Kristen Wyckoff, 2016	.481
Dawn Melfi, 1992	.481
9. Katrina Dowd, 2004	.477
10. JoJo Medina, 2010	.474

FIELDING PERCENTAGE

1. Ashli Goff, 2014	1.000
Laura Wolf, 2008	1.000
Cat Olnick, 2007	1.000
Courtney Lewellen, 2003	1.000
Tammy Dibble, 1988	1.000
6. Lee Ann Spivey, 2014	.998
7. Sarah Watson, 2004	.997
8. Stephanie Medina, 2014	.996
Krista Francisco, 1998	.996
10. Cat Olnick, 2008	.994

PUTOUTS

1. Carmela Liwag, 2005	624
2. Ashley Bullion, 2006	565
3. Carmela Liwag, 2004	529
4. Debbi Dyer, 1988	495
5. Carmela Liwag, 2003	451
6. Lee Ann Spivey, 2014	444
7. Stephanie Medina, 2012	430
8. Laura Fountain, 2012	417
9. Bethaney Keen, 2017	412
10. Lee Ann Spivey, 2013	409

ASSISTS

1. Christie Chapman, 2006	206
2. Krista Holle, 2005	194
3. Christie Chapman, 2005	193
4. Lea Mishlan, 1999	186
5. Lea Mishlan, 1998	176
6. Kristie Holle, 2006	161
7. Alison Savarese, 2008	160
8. Ginny Georgantas, 2001	149
9. Lisa Wunar, 1988	145
10. Renee Oursler, 2001	142



SINGLE SEASON PITCHING RECORDS

VICTORIES

1. Leigh Ann Ellis, 2004	43
2. Leigh Ann Ellis, 2003	34
3. Sara Nevins, 2012	31
4. Sara Nevins, 2014	29
5. Erica Nunn, 2016	27
6. Sara Nevins, 2013	26
7. Jennifer Thompson, 1998	25
8. Cristi Ecks, 2006	24
Jessi Kowal, 2001	24
Jessi Kowal, 2000	24
Monica Triner, 1999	24
Monica Triner, 1998	24

EARNED RUN AVERAGE

1. Monica Triner, 1998	0.56
2. Jennifer Thompson, 1998	0.61
3. Cristi Ecks, 2007	0.73
4. Jennifer Thompson, 1997	0.75
Kerin Dull, 1994	0.75
6. Jennifer Thompson, 1999	0.82
7. Kerin Dull, 1995	0.89
Tracy Dudley, 1991	0.89
9. Monica Triner, 1997	0.90
10. Leigh Ann Ellis, 2004	0.93

SAVES

1. Sara Nevins, 2011	8
2. Karla Claudio, 2015	7
Lindsey Richardson, 2013	7
Cristi Ecks, 2007	7
5. Capri Catalano, 2008	6
Monica Triner, 1997	6
Erica Nunn, 2016	6
8. Hannah Parker, 2017	5
Sara Nevins, 2013	5
Courtney Mosch, 2008	5
Kristen Grodon, 2007	5
Cristi Ecks, 2006	5
Kerin Dull, 1994	5

INNINGS PITCHED

1. Leigh Ann Ellis, 2003	315.2
2. Leigh Ann Ellis, 2004	294.1
3. Sara Nevins, 2012	256.0
4. Jessi Kowal, 2001	253.0
5. Bree Spence, 2005	243.2
6. Monica Triner, 1999	232.1
7. Debbie Morash, 1987	231.2
8. Cristi Ecks, 2006	224.1
9. Erica Nunn, 2016	221.2
10. Jessi Kowal, 2000	220.1

STRIKEOUTS

1. Sara Nevins, 2012	336
2. Leigh Ann Ellis, 2003	320
3. Leigh Ann Ellis, 2004	313
4. Sara Nevins, 2014	299
5. Sara Nevins, 2013	275
6. Cristi Ecks, 2006	231
7. Erica Nunn, 2016	223
8. Lindsey Richardson, 2013	208
9. Kristen Gordon, 2007	195
10. Sara Nevins, 2011	193

STRIKEOUTS/7 INN.

1. Lindsey Richardson, 2013	10.35
2. Sara Nevins, 2014	9.63
3. Capri Catalano, 2008	9.50
4. Kristen Gordon, 2007	9.41
5. Lindsey Richardson, 2012	9.22
6. Sara Nevins, 2012	9.19
7. Erica Nunn, 2014	8.97
8. Sara Nevins, 2013	8.93
9. Cristi Ecks, 2008	8.85
10. Sara Nevins, 2011	8.70

APPEARANCES

1. Leigh Ann Ellis, 2004	58
Leigh Ann Ellis, 2003	58
3. Sara Nevins, 2012	55
4. Erica Nunn, 2016	50
5. Cristi Ecks, 2006	49
6. Sara Nevins, 2013	47
7. Monica Triner, 1999	46
8. Sara Nevins, 2011	44
Kristen Gordon, 2007	44
10. Hannah Parker, 2017	43

SHUTOUTS

1. Leigh Ann Ellis, 2004	15
2. Leigh Ann Ellis, 2003	14
3. Jennifer Thompson, 1996	13
4. Monica Triner, 1998	10
Monica Triner, 1996	10
6. Sara Nevins, 2014	9
Jessi Kowal, 2000	9
Monica Triner, 1999	9
Jennifer Thompson, 1998	9
Laurie Romero, 1986	9

OPPONENT BATTING AVG

1. Laurie Romero, 1986	.129
2. Debbie Morash, 1986	.131
3. Lindsey Richardson, 2013	.141
4. Sara Nevins, 2014	.144
5. Joyce Krotee, 1986	.145
6. Sara Nevins, 2013	.156
7. Cristi Ecks, 2008	.165
8. Monica Triner, 1998	.167
9. Leigh Ann Ellis, 2004	.171
10. Erica Nunn, 2014	.174



Monica Triner
USF Career Leader in
Shutouts (37)

CAREER HITTING RECORDS

BATTING AVERAGE

1. Dawn Melfi, 1991-1992	401
2. Monica Triner, 1996-1999.....	390
3. Kit Dunbar, 2007-2008.....	388
4. Kristen Wyckoff, 2014-2017	383
5. Astin Donovan, 2015-present.....	361
6. Juli Weber, 2014-2017	359
7. Lea Mishlan, 1998-2000	347
8. Holly Groves, 2002-2004.....	343
9. Eileen Leary, 1993-1995,1997.....	342
10. Samantha Ray, 2003-2006.....	338

GAMES PLAYED

1. Krista Holle, 2003-2006.....	290
2. Christie Chapman, 2003-2006.....	286
3. Renee Oursler, 2000-2003.....	273
4. Shelby Rike, 2001-2004	269
5. Carmela Liwag, 2002-2005	266
6. Ginny Georgantas, 1998-2002.....	265
7. Samantha Ray, 2003-2006.....	262
8. Courtney Lewellen, 2000-2003	261
9. Lea Mishlan, 1997-2000.....	259
10. Monica Triner, 1996-1999.....	249

AT-BATS

1. Christine Chapman, 2003-2006.....	847
2. Lea Mishlan, 1997-2000.....	819
3. Camela Liwag, 2002-2005.....	812
4. Krista Holle, 2003-2006.....	802
5. Ginny Georgantas, 1998-2002.....	777
6. Courtney Lewellen, 2000-2003	736
7. Samantha Ray, 2003-2006	720
8. Renee Oursler, 2000-2003.....	714
9. Britta Giddens, 2006-2009	709
10. Monica Triner, 1996-1999.....	666

HITS

1. Lea Mishlan, 1997-2000.....	284
2. Monica Triner, 1996-1999.....	260
3. Carmela Liwag, 2002-2005	251
4. Christie Chapman, 2003-2006.....	243
Samantha Ray, 2003-2006.....	243
6. Britta Giddens, 2006-2009.....	233
7. Renee Oursler, 2000-2003.....	230
8. Krista Holle, 2003-2006.....	229
9. Ginny Georgantas, 1998-2002.....	225
10. Courtney Lewellen, 2000-2003	221

HOME RUNS

1. Lee Ann Spivey, 2013-2016.....	39
2. Kourtney Salvarola, 2011-2014.....	36
3. Holly Groves, 2002-2004	33
4. Stephanie Medina, 2011-2014.....	25
Tiffany Stewart, 2004-2006.....	25
6. Chrisite Chapman, 2003-2006.....	24
7. JoJo Medina, 2006-2010	23
Monica Triner, 1996-1999.....	23
9. Carmela Liwag, 2002-2005	19
10. Britta Giddens, 2006-2009	18

RUNS BATTED IN

1. Carmela Liwag, 2002-2005	171
2. Lee Ann Spivey, 2013-2016.....	162
3. Monica Triner, 1996-1999.....	158
4. Holly Groves, 2002-2004	157
5. Kourtney Savarola, 2011-2014.....	150
6. Stephanie Medina, 2011-2014.....	148
7. Christie Chapman, 2003-2006.....	143
8. Tiffany Stewart, 2004-2006.....	135
9. Courtney Lewellen, 2000-2003	132
10. Krista Holle, 2003-2006.....	128

DOUBLES

1. Carmela Liwag, 2002-2005	57
2. Lea Mishlan, 1997-2000.....	53
3. Monica Triner, 1996-1999.....	52
4. Britta Giddens, 2006-2009	48
5. Christine Chapman, 2003-2006.....	41
Holly Groves, 2002-2004	41
7. Krista Holle, 2003-2006.....	39
Courtney Lewellen, 2000-2003	39
9. Andi Michaels, 1997-2000	38
10. Kourtney Salvarola, 2011-2014.....	37

TRIPLES

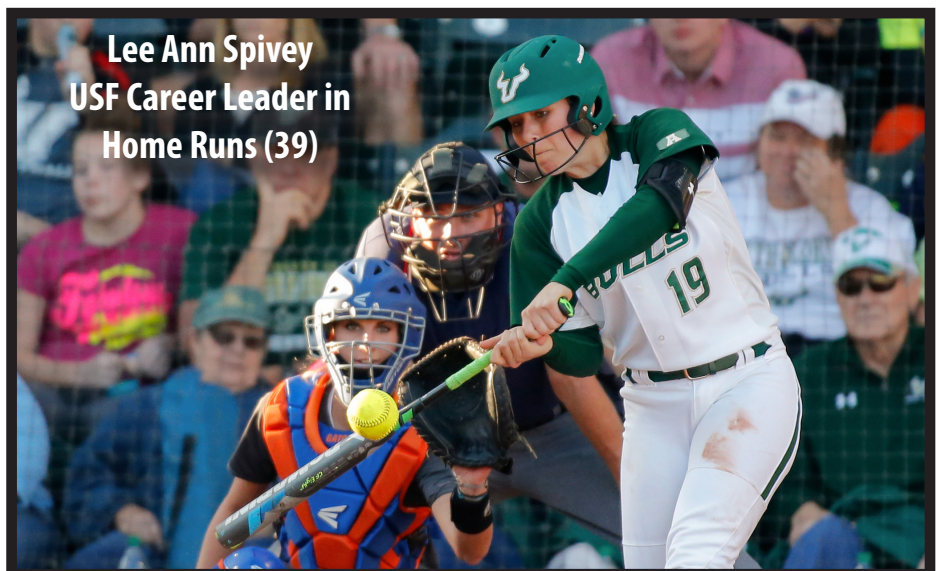
1. Robin Alamillo, 1989-1992	24
2. Chrity Byrd, 1989-1992	18
3. Amy Putnam, 1993-1996.....	13
4. Leslie Kanter, 1985-1986.....	12
5. Kristen Wyckoff, 2014-2017	11
Samantha Ray, 2003-2006.....	11
Lauren McClendon, 1994-1997	11
8. Eileen Leary, 1993-1997.....	10
Diane Anderson, 1992-1993	10
10. Janine Richardson, 2009-2012	9
Christie Chapman, 2003-2006.....	9
Janeen Sobush, 1996-1999.....	9
Michelle Carey, 1990-1993.....	9

RUNS SCORED

1. Christine Chapman, 2003-2006.....	157
2. Kourtney Salvarola, 2011-2014.....	156
3. Lea Mishlan, 1997-2000.....	150
4. Shelby Riker, 2001-2004	149
5. Carmela Liwag, 2002-2005	145
6. Janine Richardson, 2009-2012.....	138
Britta Giddens, 2006-2009.....	138
8. Samantha Ray, 2003-2006.....	135
9. Kristen Wyckoff, 2014-2017	134
10. Holly Groves, 2002-2004	132

WALKS

1. Monica Triner, 1996-1999.....	141
2. JoJo Medina, 2006-2010	127
Shelly Riker, 2001-2004	127
4. Carmela Liwag, 2002-2005	102
5. Tiffany Stewart, 2004-2006.....	96
6. Stephanie Medina, 2011-2014.....	88
7. Krista Holle, 2003-2006.....	86
8. Christine Chapman, 2003-2006.....	85
9. Remme Oursler, 2000-2003	78



CAREER HITTING RECORDS

HIT BY PITCH

1. Kourtney Salvarola, 2011-2014.....	44
2. Sarah Watson, 2003-2006.....	30
3. Jo Jo Medina, 2006-2010.....	28
4. Janine Richardson, 2009-2012.....	20
Tiffany Stewart, 2004-2006.....	20
6. Kassandra Moeller, 2014-2017.....	18
Kenshyla Jackson, 2012-2013.....	18
8. Christie Chapman, 2003-2006.....	16
Keitha Hall, 1989-1992.....	16
10. Ashley Bullion, 2006-2010.....	15

STOLEN BASES

1. Shelby Riker, 2001-2004.....	104
2. Kristen Wyckoff, 2014-2017.....	81
3. Renee Oursler, 2000-2003.....	77
4. Samantha Ray, 2003-2006.....	75
5. Stephanie Robert, 2000-2003.....	72
6. Lea Mishlan, 1997-2000.....	68
7. Gina Kafalas, 2009-2012.....	67
8. Ashli Goff, 2011-2014.....	62
9. Janine Richardson, 2009-2012.....	56
Christie Chapman, 2003-2006.....	56
Missy Martinez, 1991-1994.....	56

SACRIFICES

1. Denise Rubio, 1985-1988.....	65
2. Tara Toscano, 2007-2010.....	50
3. Shelby Riker, 2001-2004.....	48
4. Christie Chapman, 2003-2006.....	43
5. Kourtney Slavarola, 2011-2014.....	42
Stephanie Roberts, 2000-2003.....	42
7. Priscella Smith, 1998-2001.....	38
8. Ashli Goff, 2011-2014.....	37
9. Courtney Lewellen, 2000-2003.....	36
10. Amber Wright, 1994-1997.....	35

SACRIFICE FLIES

1. Kourtney Salvarola, 2011-2014.....	13
2. Lee Ann Spivey, 2013-2016.....	12
3. Holly Groves, 2002-2004.....	11
Courtney Lewellen, 2000-2003.....	11
5. Janine Richardson, 2009-2012.....	10
Alison Savarese, 2007-2010.....	10
Andi Michaels, 1997-2000.....	10
Amy Putnam, 1993-1996.....	10
9. Monica Triner, 1996-1999.....	9
Christy Byrd, 1989-1992.....	9

TOTAL BASES

1. Lea Mishlan, 1997-2000.....	395
2. Monica Triner, 1996-1999.....	387
3. Carmela Liwag, 2002-2005.....	379
4. Christie Chapman, 2003-2006.....	374
5. Kourtney Salvarola, 2011-2014.....	368
6. Lee Ann Spivey, 2013-2016.....	365
7. Holly Groves, 2002-2004.....	339
8. Britta Giddens, 2006-2009.....	337
9. Ginny Georgantas, 1998-2002.....	325
10. Renee Oursler, 2000-2003.....	315

SLUGGING PERCENTAGE

1. Holly Groves, 2002-2004.....	.590
2. Lee Ann Spivey, 2013-2016.....	.582
2. Monica Triner, 1996-1999.....	.572
3. Kourtney Salvarola, 2011-2014.....	.566
4. Tiffany Stewart, 2003-2006.....	.536
5. JoJo Medina, 2006-2010.....	.490
6. Diane Anderson, 1993-1994.....	.489
7. Kenshyla Jackson, 2012-2013.....	.488
Juli Weber, 2014-2017.....	.486
9. Stephanie Medina, 2011-2014.....	.485
10. Danielle Urbanik, 2004-07.....	.483

ON- BASE PERCENTAGE

1. Monica Triner, 1996-1999.....	.508
2. Dawn Melfi, 1991-1992.....	.475
3. JoJo Medina, 2006-2010.....	.464
4. Kristen Wyckoff, 2014-present.....	.448
5. Shelby Riker, 2001-2004.....	.441
6. Dawn Melfi, 1991-1992.....	.439
7. Amy Putnam, 1993-1996.....	.438
8. Kit Dunbar, 2007-2008.....	.435
9. Tiffany Stewart, 2004-2006.....	.434
10. Kattrina Dowd, 2003-2006.....	.423
Laurie Gouthro.....	.423

FIELDING PERCENTAGE

1. JoJo Medina, 2006-2010.....	.993
2. Cat Olnick, 2007-2010.....	.992
3. Hillary Wolf, 2007-2010.....	.991
Courtney Lewellen, 2000-2003.....	.991
Krista Francisco, 1998-1999.....	.991
6. Carmela Liwag, 2002-2005.....	.989
7. Stephanie Medina, 2011-2014.....	.988
8. Lee Ann Spivey, 2013-2016.....	.987
9. Diane Anderson, 1993-1994.....	.986
10. Laura Wolf, 2005-2008.....	.982
Priscilla Smith, 1998-2001.....	.982

PUTOUTS

1. Carmela Liwag, 2002-2005.....	1,872
2. Lee Ann Spivey, 2013-2016.....	1,383
3. Debbi Dyer, 1986-1989.....	1,378
4. Stephanie Medina, 2001-2014.....	1,293
5. Courtney Lewellen, 2000-2003.....	1,228
6. Ashley Bullion, 2006-2010.....	1,175
7. Keitha Hall, 1989-1992.....	1,129
8. Cat Olnick, 2007-2010.....	1,064
9. Amanda Whitesell, 1989-1999.....	902
10. Krista Francisco, 1996-99.....	794

ASSISTS

1. Christie Chapman, 2003-2006.....	678
2. Lea Mishlan, 1997-2000.....	618
3. Krista Holle, 2003-2006.....	555
4. Ginny Georgantas, 1998-2002.....	488
5. Alison Savarese, 2007-2010.....	483
6. Andi Michaels, 1997-2000.....	440
7. Lisa Wunar, 1986-1989.....	430
8. Britta Giddens, 2006-2009.....	383
9. Monica Triner, 1996-1999.....	382



Stephanie Medina
USF Single-Game
Record Holder for RBI (7)



CAREER PITCHING RECORDS

VICTORIES

1. Sara Nevins, 2011-2014.....	101
2. Monica Triner, 1996-1999.....	92
3. Leigh Ann Ellis, 2003-2004.....	77
4. Jennifer Thompson, 1996-1999.....	76
5. Bree Spence, 2005-2009.....	57
6. Erica Nunn, 2013-2016.....	51
7. Kerin Dull, 1992-1995.....	49
8. Cristi Ecks, 2006-2009.....	48
Jessi Kowal, 2000-2001.....	48
Jill Klein, 1990-1993.....	48
Traci Dudley, 1988-1991.....	48

EARNED RUN AVERAGE

1. Jennifer Thompson, 1996-1999.....	0.77
2. Debbie Morash, 1986-1987.....	0.80
3. Monica Triner, 1996-1999.....	0.95
4. Kerin Dull, 1992-1995.....	0.96
5. Leigh Ann Ellis, 2003-2004.....	1.11
6. Cristi Ecks, 2006-2009.....	1.14
7. Jessi Kowal, 2000-2001.....	1.23
8. Sara Nevins, 2011-2014.....	1.31
9. Traci Dudley, 1988-1991.....	1.32
10. Jill Klein, 1990-1993.....	1.50

SAVES

1. Sara Nevins, 2011-2014.....	20
2. Cristi Ecks, 2006-2009.....	18
3. Monica Triner, 1996-1999.....	15
4. Erica Nunn, 2013-2016.....	11
Lindsey Richardson, 2010-2013.....	11
Bree Spence, 2005-2009.....	11
7. Kerin Dull, 1992-1995.....	10
8. Kristen Gordon, 2007-2010.....	9
Jamie Peterka, 2000-2001.....	9
Jennifer Thompson, 1996-1999.....	9

INNINGS PITCHED

1. Sara Nevins, 2011-2014.....	844.1
2. Monica Triner, 1996-1999.....	788.0
3. Jennifer Thompson, 1996-1999.....	680.0
4. Leigh Ann Ellis, 2003-2004.....	610.0
5. Kerin Dull, 1992-1995.....	588.1
6. Bree Spence, 2005-2009.....	587.0
7. Traci Dudley, 1988-1991.....	567.0
8. Jill Klein, 1990-1993.....	514.1
9. Cristi Ecks, 2006-2009.....	503.1
10. Erica Nunn, 2013-2016.....	481.1

STRIKEOUTS

1. Sara Nevins, 2011-14.....	1,103
2. Monica Triner, 1996-99.....	641
3. Leigh Ann Ellis, 2003-04.....	633
4. Lindsey Richardson, 2010-13.....	563
5. Cristi Ecks, 2006-09.....	548
6. Erica Nunn, 2013-2016.....	496
7. Jennifer Thompson, 1996-99.....	469
8. Kristen Gordon, 2007-10.....	383
9. Bree Spence, 2005-09.....	363
10. Kerin Dull, 1992-95.....	362

STRIKEOUTS/7 INN.

1. Sara Nevins, 2011-14.....	9.14
2. Lindsey Richardson, 2010-13.....	8.59
3. Cristi Ecks, 2006-09.....	7.62
4. Kristen Gordon, 2007-10.....	7.36
5. Leigh Ann Ellis, 2003-04.....	7.26
6. Erica Nunn, 2013-2016.....	7.21
7. Monica Triner, 1996-99.....	5.71
8. Jamie Peterka, 200-01.....	5.60
9. Jennifer Thompson, 1996-99.....	4.83
10. Jessi Kowal, 2000-01.....	4.44

SHUTOUTS

1. Monica Triner, 1996-99.....	37
2. Jennifer Thompson, 1996-99.....	33
3. Leigh Ann Ellis, 2003-04.....	29
4. Sara Nevins, 2011-14.....	27
5. Traci Dudley, 1988-81.....	16
6. Debbie Morash, 1986-87.....	15
7. Kerin Dull, 1992-95.....	12
8. Cristi Ecks, 2006-09.....	11
9. Jill Klein, 1990-93.....	10
10. Erica Nunn, 2013-16.....	9
Jessi Kowal, 2000-01.....	9
Laurie Romero, 1986.....	9

OPPONENT BATTING AVG


1. Sara Nevins, 2011-14.....	.170
2. Leigh Ann Ellis, 2003-04.....	.176
3. Debbie Morash, 1986-87.....	.187
4. Monica Triner, 1996-99.....	.191
5. Erica Nunn, 2013-16.....	.201
Jennifer Thompson, 1996-99.....	.201
7. Cristi Ecks, 2006-09.....	.204
8. Lindsey Richardson, 2010-13.....	.207
9. Kerin Dull, 1992-95.....	.208
10. Jessi Kowal, 2000-01.....	.232

APPEARANCES

1. Sara Nevins, 2011-14.....	190
2. Monica Triner, 1996-99.....	154
3. Bree Spence, 2005-09.....	146
4. Erica Nunn, 2013-16.....	139
5. Kristen Gordon, 2007-10.....	134
6. Jennifer Thompson, 1996-99.....	132
7. Lindsey Richardson, 2010-13.....	131
8. Cristi Ecks, 2006-09.....	123
9. Leigh Ann Ellis, 2003-04.....	116
10. Kerri Dull, 1992-95.....	109

GAMES STARTED

1. Sara Nevins, 2011-14.....	109
Monica Triner, 1996-99.....	109
3. Jennifer Thompson, 1996-99.....	105
4. Bree Spence, 2005-09.....	101
5. Leigh Ann Ellis, 2003-04.....	89
6. Kerin Dull, 1992-95.....	84
7. Erica Nunn, 2013-16.....	83
8. Lindsey Richardson, 2010-13.....	80
9. Cristi Ecks, 2006-09.....	79
10. Jill Klein, 1990-93.....	78




SARA NEVINS
USF Career Leader in Strikeouts (1,103)

RECORDS



ERICA NUNN
USF Record Holder for
Strikeouts in a Game (18)



MONICA SANTOS
USF Record Holder for
Doubles in a Game (3)

SINGLE GAME RECORDS

At-Bats.....	56, vs. Louisville (2000)
Runs.....	21, vs. Eastern Kentucky (1995)
Hits.....	21, vs. Alabama (1998)
RBI's.....	15, vs. Marshall (2015)
2B's.....	6, 2X vs. Tennessee Tech (2005)
.....	At Temple (2005)
3B's.....	4, Vs. Bethune-Cookman (1994)
HR's.....	4, (Six Times) Most Recent:
.....	Vs. Central Michigan (2014)
TB's.....	30, Vs. UCF (2005)
SB's.....	9, 2X, Vs. Jacksonville (2015)
.....	Vs. Florida Int'l (1999)
BB's.....	14, Vs. Robert Morris(1997)
Sacrifices.....	6, Vs. Indiana (2003)
HBP.....	4, Vs. Syracuse (2012)
Largest Victory.....	21-0, Vs. Bethune- Cookman (1990)
Largest Defeat.....	17-1, at Florida (2014)
LOB.....	15, 2X, at Depaul (2013)
.....	Vs. St. Joesph's (2010)
Hit into DP.....	3, Vs. Hofstra (2008)

TEAM SEASON RECORDS

Games.....	77 (2001)
Wins.....	60 (2004)
Losses.....	34 (2001)
Win Pct.....	.811 (2004)
Batting Average.....	.322 (1996)
At Bats.....	1,958 (2001)
Runs.....	405 (2004)
Hits.....	616 (2004)
RBI's.....	360 (2004)
Doubles.....	98 (2006)
Triples.....	28 (1991, 1992)
Home runs.....	49 (2016)
Stolen Bases.....	150 (2000)
Walks.....	222 (2004)
Strikeouts.....	389 (2001)
Least Strikeouts.....	83 (1990)
Hit by pitch.....	60 (2012)
SAC.....	93 (1985)
SAC Flys.....	21 (1999, 2016)
Total Bases.....	856 (2004)
Slg. Pct.....	.496 (2016)
On Base Pct.....	.431 (1996)
Putouts.....	1,608 (2001)
Assists.....	765 (1999)
Errors.....	118 (2001)
Double plays.....	30 (2006)
Fld Pct.....	.974 (2014)

PITCHING

ERA.....	0.65 (1998)
Complete Games.....	43 (1996)
Saves.....	18 (2007)
Shutouts.....	33 (1998)
Innings Pitched.....	536.0 (2001)

Strikeouts.....	537 (2013)
At Bats.....	7, Stephanie Medina at Depaul (4/21/13)

INDIVIDUAL GAME RECORDS

Runs.....	4, 6 tied
Hits.....	5, Susan Main vs. Toledo (1987)
RBI's ..	7, Stephanie Medina at Seton Hall (4/16/11)
2B's.....	3, Monica Santos vs. Kent State (3/19/16)
.....	3, Eileen Leary vs. Stetson (1995)
3B's.....	2, Samantha Ray vs. Temple (2/18/06)
HR's.....	3, Kourtney Salvarola Vs. Rutgers (3/24/13)
TB.....	12, Kourtney Salvarola vs. Rutgers (3/24/13)
SB's.....	4, Shelly Riker vs. Oakland (2/27/03)
BB's ..	4, 3x, Kristen Wyckoff vs. Marshall (2/21/15)
.....	Shelly Riker vs. Pittsburgh (2/20/04)
.....	Tiffany Stewart vs. Radford (3/16/04)
SAC's.....	3, 20 Tied
SF's.....	2, 9 tied
PO's.....	20, Carmela Liwag vs. Pitt (3/4/05)
OF(PO's)8,	Christy Byrd vs. CS Northridge (2/20/92)
A.....	10, Monica Triner vs. South Carolina (3/6/99)
IP.....	13.0, 2X Sara Nevins vs. DePaul (4/21/13)
.....	Monica Triner vs. Maryland (2/7/99)
Strikeouts.....	18, Erica Nunn at Temple (5/4/14)

FRESHMAN RECORDS

HITTING

Games Played.....	75, Shelly Riker (2001)
Batting Average.....	.395, Kristen Wyckoff (2014)
At-Bats.....	229, Kattrina Dowd (2003)
Hits.....	64, Ginny Goergantas (1998)
Runs.....	49, Kattrina Dowd (2003)
RBI.....	50, Stephanie Medina (2011)
Doubles.....	14, Cindy Turek (2001)
Triples.....	7, Robin Alamillo (1989)
Home Runs.....	8, Stephanie Medina (2011)
Stolen Bases.....	29, Shelly Riker (2001)
Walks.....	26, Ta'coia Williams (2014)
HBP.....	7, Kourtney Salvarola (2011)
Sacrifices.....	15, Christie Chapman (2003)
.....	Denise Rubio (1985)
Sac Flys.....	4, Stephanie Medina (2011)
.....	Kattrina Dowd (2003)
Total Bases.....	97, Ginny Georgantas (1998)
Slugging Pct.....	.588, Stephanie Medina (2011)
On-base Pct.....	.518, Monica Triner (1996)
Putouts.....	565, Ashley Buillion(2006)
Assists.....	140, Christie Chapman (2003)

PITCHING (based on 100 IP)

ERA.....	0.96, Jennifer Thompson (1996)
Appearances.....	51, Bree Spence (2005)
Wins.....	24, Christi Ecks (2006)
Saves.....	8, Sara Nevins (2011)
CG's.....	23, Jennifer Thompson (1996)
Shutouts.....	13, Jennifer Thompson (1996)
Innings Pitched.....	243.2, Bree Spence (2005)
Strikeouts.....	231, Christi Ecks (2006)
Winning Pct.....	.944 (17-1), Capri Catalano (2008)

- USF
- OUTLOOK
- COACHES
- PLAYERS
- REVIEW
- RECORDS**
- HISTORY
- MEDIA

PERFECT GAMES

2003	Leigh Ann Ellis vs. Canisius (March 11)
2012	Sara Nevins vs. Toledo (March 11)
2014	Sara Nevins vs. Temple (May 3)

INDIVIDUAL GAME RECORDS

1996	Monica Triner vs. Bradley (5 inn.) Monica Triner vs. Penn State
2000	Jessi Kowal vs. St. Louis
2003	Leigh Ann Ellis vs. Canisius Leigh Ann Ellis vs. Ball State
2004	Danielle Urbanik vs. UAB
2007	Kristen Gordon/Bree Spence vs. ETSU
2009	Cristi Ecks Capri Catalano Courtney Mosch vs. Hofstra (10 inn.)
2012	Sara Nevins vs. Central Connecticut Sara Nevins vs. Toledo Sara Nevins at Pittsburgh
2013	Lindsey Richardson vs. Maine Sara Nevins at Pittsburgh Lindsey Richardson vs. Providence Lindsey Richardson vs. Marshall
2014	Sara Nevins/Erica Nunn vs. Illinois State Sara Nevins vs. UMass Sara Nevins vs. UConn Sara Nevins vs. UCF Sara Nevins at Temple
2015	Erica Nunn vs. Illinois State

AWARDS

NFCA ALL-REGION TEAM

1986	Leslie Kanter, first team Anna Goodnough, first team Denise Rubio, first team Debbie Morash, second team
1987	Lisa Wunar, first team Susan Main, first team Denise Rubio, first team Lisa Lines, second team
1988	Lisa Wunar, first team Pam Palumbo, second team Denise Rubio, second team
1991	Christy Byrd, first team Dawn Melfi, second team
1992	Dawn Melfi, first team
1994	Diane Anderson, second team
1995	Eileen Leary, second team Betsy Holler, second team
1996	Amy Putnam, second team Krista Francisco, second team Janeen Sobush, second team Jennifer Thompson, second team
1997	Krista Francisco, first team Jennifer Thompson, second team
1998	Monica Triner, second team Monica Triner, first team

1999	Krista Francisco, first team Jennifer Thompson, first team Lea Mishlan, second team Monica Triner, first team Jennifer Thompson, second team
2003	Leigh Ann Ellis, first team Courtney Lewellen, second team Holly Groves, first team
2004	Holly Groves, first team Carmela Liwag, second team Leigh Ann Ellis, second team Kattrina Dowd, second team
2005	Tiffany Stewart, first team
2007	Danielle Urbanik, second team Courtney Mosch, second team
2009	Britta Giddens, first team Janine Richardson, first team Cat Olnick, first team Sara Nevins, first team Stephanie Medina, first team Gina Kafalas, first team Janine Richardson, first team Ashli Goff, second team
2012	Sara Nevins, first team Kourtney Salvarola, second team
2013	Sara Nevins, first team Kourtney Salvarola, first team Stephanie Medina, second team
2014	Sara Nevins, first team Ashli Goff, first team Stephanie Medina, second team Kourtney Salvarola, third team Lee Ann Spivey, third team Lee Ann Spivey, first team Kristen Wyckoff, third team
2015	Erica Nunn, first team Juli Weber, first team Kristen Wyckoff, first team Astin Donovan, second team Lee Ann Spivey, second team

NATIONAL TEAM PROGRAM

2000	Monica Triner
2005	Leigh Ann Ellis
2006	Leigh Ann Ellis
2013	Sara Nevins Kourtney Salvarola
2014	Sara Nevins

JUNIOR NATIONAL TEAM

2011	Kourtney Salvarola
2013	Lee Ann Spivey Erica Nunn
2015	Astin Donovan

USA ELITE TEAM

2016	Astin Donovan
------	---------------

NFCA PITCHER OF THE WEEK

March 13, 2012	Sara Nevins
----------------	-------------

April 12, 2016

USA SOFTBALL PLAYER OF THE WEEK

March 13, 2012	Sara Nevins
April 26, 2016	Astin Donovan

NCAA REGIONAL ALL-TOURNAMENT TEAM

1997	Lauren McClendon Monica Triner
1998	Monica Triner Lea Mishlan
2001	Nikki Phillips Jessi Kowal
2004	Leigh Ann Ellis Holly Groves

ALL METRO

1995	Rhonda Wooder, first team Kerin Dull, second team Amy Putnam, first team Betsy Holler, second team Eileen Leary, first team
------	---

C-USA PITCHER OF THE YEAR

2004	Leigh Ann Ellis
------	-----------------

C-USA FRESHMAN OF THE YEAR

2005	Bree Spence
------	-------------

ALL C-USA

2000	Lea Mishlan, first team Andi Michaels, second team Courtney Lewellen, first team Nikki Phillips, second team Renee Oursler, first team Tracy Hammett, second team Jamie Peterka, first team Jessi Kowal, second team Courtney Lewellen, freshman team Renee Oursler, freshman team Jamie Peterka, freshman team
2001	Ginny Georgantas, first team Cindy Turek, second team Renee Oursler, first team Jessi Kowal, second team Priscilla Smith, second team Rena Rodriguez, freshman team Shelly Riker, freshman team Cindy Turek, freshman team Renee Oursler, second team
2002	Carmela Liwag, freshman team Nikki Trowell, freshman team Holly Groves, first team Carmela Liwag, second team Leigh Ann Ellis, first team Shelly Riker, second team Courtney Lewellen, second team Renee Oursler, second team Christie Chapman, freshman team Kattrina Dowd, freshman team

RECORDS

2004 Leigh Ann Ellis, first team
Carmela Liwag, first team
Holly Groves, first team
Shelly Riker, second team
Danielle Urbanik, freshman team

2005 Tiffany Stewart, first team
Carmela Liwag, second team
Samantha Ray, second team
Bree Spence, freshman team

C-USA ALL TOURNAMENT TEAM

2000 Lea Mishlan
Andi Michaels
Renee Oursler

2001 Cindy Turek

2003 Courtney Lewellen
Holly Groves
Leigh Ann Ellis
Katrina Dowd

2004 Carmela Liwag

2005 Christie Chapman
Bree Spence

C-USA ALL-DECADE TEAM

2005 Leigh Ann Ellis
Holly Groves

BIG EAST FRESHMAN OF THE YEAR

2006 Cristi Ecks

2008 Capri Catalano

ALL BIG EAST

2006 Cristi Ecks, first team
Bree Spence, second team
Krsita Holle, second team
Laura Wolf, third team

2007 Britta Giddens, first team
Kit Dunbar, second team
Danielle Urbanik, first team
Cristi Ecks, second team

2008 Kit Dunbar, first team
Britta Giddens, first team
Courtney Mosch, second team
Jo Jo Medina, second team
Capri Catalano, second team

2009 Britta Giddens, first team
Janine Richardson, first team
Cat Olnick, third team

2010 Jo Jo Medina, first team
Lindsey Richardson, third team

2011 Sara Nevins, first team
Gina Kafalas, third team
Courtney Goff, third team
Lindsey Richardson, third team

2012 Kourtney Salvarola, first team
Sara Nevins, second team
Stephanie Medina, third team
Janine Richardson, third team

2013 Kourtney Salvarola, first team
Sara Nevins, first team
Kenshya Jackson, second team
Lindsey Richardson, third team

BIG EAST TOURNAMENT TEAM

2008 Aya Nakajima
Courtney Mosch
Britta Giddens
Capri Catalano

2009 Alison Savarese
Cat Olnick

AMERICAN ATHLETIC CONFERENCE PITCHER OF THE YEAR

2014 Sara Nevins

2016 Erica Nunn

AMERICAN ATHLETIC CONFERENCE PLAYER OF THE YEAR

2016 Juli Weber

AMERICAN ATHLETIC CONFERENCE ROOKIE OF THE YEAR

2014 Juli Weber

AMERICAN COACHING STAFF OF THE YEAR

2016 Ken Eriksen, Tommy Santiago
Jessica Moore, Avon Meacham

ALL- AMERICAN ATHLETIC CONFERENCE

2014 Sara Nevins, first team
Juli Weber, first team
Ashli Goff, first team
Stephanie Medina, first team
Kourtney Salvarola, first team
Lee Ann Spivey, second team

2015 Lee Ann Spivey, first team
Karla Claudio, first team
Kristen Wyckoff, second team

2016 Lauren Evans, first team
Erica Nunn, first team
Lee Ann Spivey, first team
Juli Weber, first team
Astin Donovan, second team
Kristen Wyckoff, second team

2017 Cheyenne Eggens, first team
Kristen Wyckoff, first team
Astin Donovan, second team
Lauren Evans, second team
Bethaney Keen, rookie team

AMERICAN ALL-TOURNAMENT TEAM

2015 D'Anna Devine

2016 Astin Donovan
Lauren Evans
Erica Nunn
Lee Ann Spivey

BIG EAST PLAYER OF THE WEEK

March 6, 2009 Tiffany Stewart

March 13, 2009 Christie Chapman

March 9, 2010 Janine Richardson

February 28, 2011
March 21, 2011
March 12, 2012
March 26, 2012
April 1, 2013

Stephanie Medina
Stephanie Medina
Janine Richardson
Stephanie Medina
Kourtney Salvarola

BIG EAST PITCHER OF THE WEEK

February 20, 2006
February 18, 2008
March 17, 2008
April 7, 2008
March 9, 2009
March 29, 2010
April 4, 2011
April 25, 2011
February 27, 2012
March 12, 2012
March 19, 2012
March 26, 2012
April 2, 2012
April 9, 2012
February 18, 2013
March 18, 2013
April 8, 2013
April 15, 2013

Bree Spence
Courtney Mosch
Capri Catalano
Capri Catalano
Crisit Ecks
Lindsey Richardson
Sara Nevins
Sara Nevins
Sara Nevins
Sara Nevins
Sara Nevins
Sara Nevins
Sara Nevins
Sara Nevins
Sara Nevins
Lindsey Richardson
Lindsey Richardson
Sara Nevins
Sara Nevins

AMERICAN PITCHER OF THE WEEK

February 17, 2014
February 24, 2014
March 3, 2014
March 17, 2014
April 21, 2014
April 28, 2014
May 5, 2014
March 9, 2015
March 14, 2016
March 21, 2016
March 28, 2016
April 11, 2016
April 18, 2016

Sara Nevins
Sara Nevins
Sara Nevins
Sara Nevins
Sara Nevins
Sara Nevins
Sara Nevins
Karla Claudio
Erica Nunn
Erica Nunn
Erica Nunn
Erica Nunn
Erica Nunn

AMERICAN PLAYER OF THE WEEK

March 3, 2014
March 17, 2014
March 16, 2015
March 30, 2015
Feb. 29, 2016
March 14, 2016
March 21, 2016
March 28, 2016
April 25, 2016
February 13, 2017
February 20, 2017
March 20, 2017
April 3, 2017

Kourtney Salvarola
Kourtney Salvarola
Lee Ann Spivey
Karla Claudio
Lauren Evans
Lee Ann Spivey
Kristen Wyckoff
Juli Weber
Astin Donovan
Kristen Wyckoff
Lauren Evans
Samantha Worrell
Astin Donovan

COSIDA-NCAA ACADEMIC ALL-AMERICANS

1985 Angela Slater

1986 Denise Rubio



2005 Tiffany Stewart
2006 Tiffany Stewart
2013 Kourtney Salvarola

COSIDA-NCAA REGIONAL ACADEMIC ALL- AMERICAN

1994 Kerin Dull
2000 Nikki Phillips
Lea Mishlan
2005 Christie Chapman
Samantha Ray
2006 Christie Chapman
Krista Holle
2010 Alison Savarese

NFCA ACADEMIC ALL-AMERICANS

1994 Kerin Dull
1996 Amy Putnam
1997 Kristas Francisco
Misty Spencer
Amanda Whitesell
1998 Amanda Whitesell
1999 Amanda Whitesell
Melissa Czapla

2000 Jennifer Thompson
Nikki Phillips
Lea Mishlan
2002 Andrea Buenano
Alanna Hazzard
2005 Tiffany Stewart
Christie Chapman
Samantha Ray

2006 Ashley Bullion
Nicole Christensen
Kasey Cash
Megan Kowal
Krista Holle
Tiffany Stewart
Christie Chapman

2007 Laura Wolf
Kasey Cash
Alison Savarese
Courtney Mosch
Hilary Wolf
Melisa Rosas
Laura Wolf

2008 Melisa Rosas
Brittany Villa
Alison Savarese
Hilary Wolf
Bree Spence
Laura Wolf
2009 Cristi Ecks

Alison Savarese
Rebecca Frye
Caitlin Schneider
Merrill Robinson
Brittany Villa
Melissa Rosas
Hilary Wolf

2010 Kendal Arnold
Kelly McCarver
Brittany Bowles
Alexis Nowell
Laura Fountain
Jasmine Parra
Rebecca Frye
Melissa Rosas
Candace Howell
Hilary Wolf
Alison Savarese
Kourtney Salvarola
Erica Nunn
Kassie Moeller
Samathan Greiner
Courtney Goff
Ilaura Reeves
Karla Claudio
Ronnie Gajownik
Meredith Bisette

2014 Cassidy Boyle
Astin Donovan
Lauren Evans
Samantha Greiner
Morgan Gross
Kassie Moeller
Erica Nunn
Amber Atkinson
Cassidy Boyle
Lindsey Devitt
Astin Donovan
Cheyenne Eggens
Lauren Evans
Morgan Gross
Kassie Moeller
Erica Nunn
Kenya Yancy

2015 Cassidy Boyle
Astin Donovan
Lauren Evans
Samantha Greiner
Morgan Gross
Kassie Moeller
Erica Nunn
Amber Atkinson
Cassidy Boyle
Lindsey Devitt
Astin Donovan
Cheyenne Eggens
Lauren Evans
Morgan Gross
Kassie Moeller
Erica Nunn
Kenya Yancy

2016 Cassidy Boyle
Astin Donovan
Cheyenne Eggens
Lauren Evans
Morgan Gross
Kassie Moeller
Erica Nunn
Kenya Yancy

C-USA COMISSIONER'S ACADEMIC HONOR ROLL

2001 Nikki Phillips
Melissa Czapla
Priscilla Smith
Tracy Hammett
Courtney Lewellen
Stephanie Strickland
Courtney Lewellen
Stephanie Roberts
Shelly Rikers
Rachel Williams
Gail Calinan
2002 Renee Oursler
Christie Chapman
Samantha Ray
Nicole Christinsen
Shelby Riker
Katrina Dowd
Stephanie Roberts
Katie Dugger
Rena Rodriguez

2003 Renee Oursler
Christie Chapman
Samantha Ray
Nicole Christinsen
Shelby Riker
Katrina Dowd
Stephanie Roberts
Katie Dugger
Rena Rodriguez

2005 Holly Groves
Rachel Rosenbaum
Krista Holle
Rachel Williams
Courtney Lewellen
Carmela Liwag
Kasey Cash
Samantha Ray
Christie Chapman
Kim Riker
Nicole Christensen
Rachel Rosenbaum
Carly Griffin
Bree Spence
Krista Holle
Tiffany Stewart
Alycia LePage
Laura Wolf
Carmela Liwag

C-USA COMISSIONER'S ACADEMIC MEDAL AWARD (3.75 overall)

2001 Stephanie Strickland
Melissa Czapla
Tracy Hammett
2002 Katie Dugger
2003 Samantha Ray
Christie Chapman
Christie Chapman
Tiffany Stewart
Nicole Christensen

BIG EAST ALL-ACADEMIC TEAM

2007 Jessica Landau
2010 Kendall Arnold
Gina Kafalas
Brittany Bowles
Kelly McCarver
Ashley Bullion
Alexis Nowell
Capri Catalano
Jasmine Parra
Laura Fountain
Lauren Rodriguez
Rebecca Frye
Melissa Rosas
Kristen Gordon
Alison Savarese
Stormi Grzybek

AMERICAN ATHLETIC CONFERENCE ALL-ACADEMIC TEAM

2014 Karla Claudio
Ronnie Gajownik
Ashli Goff
Courtney Goff
Samantha Greiner
Nicollette Levine
Kassie Moeller
Erica Nunn

RECORDS

2015

Allison Patierno
Kourtney Salvarola
Kaitlyn Santo
Kristen Wyckoff
Susan Wysocki
Meredith Bisette
Cassidy Boyle
Karla Claudio
Amber Donovan
Astin Donovan
Lauren Evans
Ronnie Gajownik
Samantha Greiner
Morgan Gross
Meagan Leddy
Kassie Moeller
Erica Nunn
Allie Patierno
Kristen Wyckoff
Susan Wysocki
Kenya Yancy

2016

2004
2005
2006
2013
2016
2017
USF SILVER BAT AWARD
1985
1986
1987
1988
1989
1990
1991
1992
1993
1994
1995
1996
1997
1998
1999
2000
2001
2002
2003
2004
2005
2006
2007
2008
2009
2010
2011
2012
2013
2014
2015
2016
2017

PROFESSIONAL FASTPITCH PLAYERS

1997 Ellen Leary, New England Rip Tide
Laurie Gouthro, New England Rip Tide
Amber Wright, New England Rip Tide
Kerin Dull, New England Rip Tide
Melissa Sigmon, Georgia Pride
Yvette Allen, Georgia Pride
1998 Amber Wright, Orlando Wahoos
Ellen Leary, Orlando Wahoos
Melissa Sigmon, Tampa Firesix
1999 Amber Wright, Tampa Firesix
Janeen Sobush, Tampa Firesix
Monica Triner, Tampa Firesix
Krista Francisco, Tampa Firesix
Melissa Sigmon, Tampa Firesix
Laurie Gouthro-Coach, Tampa Firesix
Amy Putnam, Georgia Pride
Jennifer Thompson, Georgia Pride
2000 Monica Triner, Tampa Firesix
Amber Wright, Tampa Firesix
Lea Mishlan, Tampa Firesix

Laurie Gouthro-Coach, Tampa Firesix
Leigh Ann Ellis, New England Rip Tide
Leigh Ann Ellis, New England Rip Tide
Tiffany Stewart, New England Rip Tide
Lindsey Richardson, NY/NJ Comets
Lee Ann Spivey, Scrap Yard Dawgs
Sara Nevins, Scrap Yard Dawgs
Kristen Wyckoff, Akron Racers

Carol Sullivan, .303
Leslie Kanter, .333
Susan Main, .370
Lisa Wunar, .322
Lynn Dominessy, .309
Robin Alamillo, .331
Dawn Melfi, .395
Dawn Melfi, .407
Eileen Leary, .330
Diane Anderson, .360
Eileen Leary, .384
Amy Putnam, .401
Monica Triner, .399
Monica Triner, .411
Monica Triner, .374
Lea Mishlan, .319
Renee Oursler, .337
Renee Oursler, .305
Courtney Lewellen, .378
Holly Groves, .422
Tiffany Stewart, .399
Krista Holle, .358
Danielle Urbanik, .386
Kit Dunbar, .395
Britta Giddens, .378
Jo Jo Medina, .344
Gina Kafalas, .359
Kourtney Salvarola, .324
Kourtney Salvarola, .331
Ashli Goff, .375
Lee Ann Spivey, .378
Juli Weber, .406
Kristen Wyckoff, .400

USF GOLD GLOVE AWARD

(1/100, 0/50)

1985 Anna Goodnough, .987
Lisa Lines, .977
1986 Susan Main, .990
1987 Tammy Dibble, .1.000
1988 Debbi Dyer, .983
1989 Shelly Carey, .972
1990 Dawn Melfi, .987
1991 Keitha Hall, .990
1992 Diane Anderson, .990
1993 Diane Anderson, .981
1994 Lauren McClendon, .980
1995 Krista Francisco, .989
1996 Krista Francisco, .991

1998 Krista Francisco, .996
1999 Amanda Whitesell, .986
2000 Priscilla Smith, .987
2001 Courtney Lewellen, .982
2002 Carmela Liwag, .990
2003 Courtney Lewellen, .1.000
2004 Sarah Watson, .997
2005 Carmela Liwag, .992
2006 Samantha Ray, .983
2007 Cat Olnick, .1.000
2008 Laura Wolf, .1.000
2009 Cat Olnick, .988
2010 Jo Jo Medina, .992
2011 Stephanie Medina, .983
2012 Stephanie Medina, .991
2013 Morgan Litchfield, .1.000
2014 Ashli Goff, .1.000
2015 Astin Donovan, .1.000
2016 Lauren Evans, .990
2017 Bethaney Keen, .991

USF TRIPLE CROWN AWARD

1995 Eileen Leary, .384, 31 RBI, 2 HR
1997 Monica Triner, .399, 30 RBI, 5 HR
1998 Monica Triner, .411, 44 RBI, 7 HR
2004 Holly Groves, .422, 82 RBI, 18 HR
2007 Danielle Urbanik, .386, 36 RBI, 6 HR
2009 Britta Giddens, .378, 33 RBI, 6 HR
2013 Kourtney Slavarola, .331, 43 RBI, 13 HR
2015 Lee Ann Spivey, .378, 52 RBI, 10 HR

MOST VALUABLE PLAYER AWARD

1992 Robin Alamillo
1993 Eileen Leary
1994 Diane Anderson
1995 Eileen Leary
1996 Amy Putnam
1997 Jennifer Thompson
1998 Monica Triner
1999 Monica Triner
2000 Lea Mishlan
2001 Jessi Kowal
2002 Courtney Lewellen
2003 Courtney Lewellen
2004 Holly Groves
2005 Carmela Liwag
Tiffany Stewart
Krista Holle
Christie Chapman
Britta Giddens
Britta Giddens
Kit Dunbar
Britta Giddens
Jo Jo Medina
Janine Richardson
Sara Nevins
Kourtney Salvarola
Stephanie Medina
Lee Ann Spivey

2018 USF SOFTBALL

USF
OUTLOOK
COACHES
PLAYERS
REVIEW
RECORDS
HISTORY
MEDIA



2016
MOST VALUABLE PITCHER

1992	Jill Klien
1993	Kerin Dull
1994	Kelly Aguilar
1995	Kerin Dull
1996	Monica Triner
1997	Jennifer Thompson
1998	Jennifer Thompson
1999	Monica Triner
2000	Jessi Kowal
2001	Jessi Kowal
2002	Corin Tassio
2003	Leigh Ann Ellis
2004	Leigh Ann Ellis
2005	Bree Spence
2006	Cristi Ecks

2007	Bree Spence
2008	Cristi Ecks
2009	Courtney Mosch
2010	Cristi Ecks
2011	Lindsey Richardson
2012	Sara Nevins
2013	Sara Nevins
2014	Lindsey Richardson
2015	Sara Nevins
2016	Karla Claudio

MOST IMPROVED PLAYER

1992	Jill Klein
1993	Joanna Hale
1994	Amber Wright
1995	Betsy Holler
1996	Lauren McClendon
1997	Krista Francisco
1998	Shannon Walker
1999	Amanda Whitesell
2000	Nicole Phillips
2001	Priscilla Smith
2002	Renee Oursler
2003	Holly Groves
2004	Carmela Liwag
2005	Samantha Ray
2006	Christie Chapman
2007	Laura Wolf
2008	Danielle Urbanik
2009	Alison Savarese
2010	Cat Olnick
2011	Gina Kafalas
2012	Laura Fountain
2013	Lindsey Richardson
2014	Kenshyra Jackson
2015	Courtney Goff
2016	D'Anna Devine

Erica Nunn
Jill Klien
Kerin Dull
Kelly Aguilar
Kerin Dull
Monica Triner
Jennifer Thompson
Jennifer Thompson
Monica Triner
Jessi Kowal
Jessi Kowal
Corin Tassio
Leigh Ann Ellis
Leigh Ann Ellis
Bree Spence
Cristi Ecks
Bree Spence
Cristi Ecks
Courtney Mosch
Cristi Ecks
Lindsey Richardson
Sara Nevins
Sara Nevins
Lindsey Richardson
Sara Nevins
Karla Claudio
Erica Nunn

ROOKIE OF THE YEAR

1992	Kerin Dull
1993	Amy Putnam
1994	Tara Toscano
1995	Betsy Holler
1996	Yvette Allen
1997	Monica Triner
1998	Lea Mishlan
1999	Ginny Georgantas
2000	Melissa Czapla
2001	Renee Oursler
2002	Shelly Riker
2003	Carmela Liwag
2004	Katrina Dowd
2005	Christie Chapman
2006	Danielle Urbanik
2007	Bree Spence
2008	Bree Spence
2009	Britta Giddens
2010	Kritsten Gordon
2011	Capri Catalano
2012	Janine Richardson
2013	Linsey Richardson
2014	Stephanie Medina
2015	Sam Greiner
2016	Lee Ann Spivey

COACHES AWARD

1996	Amy Putnam
1997	Ashley LeFevre
1998	Krista Francisco
1999	Nora Wideikis
2000	Ginny Georgantas
2001	Priscilla Smith
2002	Corin Tassio
2003	Rachel Williams
2004	Shelly Riker
2005	Krista Holle
2006	Tiffany Stewart
2007	Kit Dunbar
2008	Jo Jo Medina
2009	Tara Toscano
2010	Tara Toscano
2011	Gina Kafalas
2012	Kenshyra Jackson
2013	Ashli Goff
2014	Ronnie Gajownik
2015	Amber Donovan
2016	Meredith Bissette

USF SOFTBALL HALL OF FAME

2003	Leslie Kanter
	Lisa Wunar
	Amy Putnam
	Jennifer Thompson
	Monica Triner
2004	Lea Mishlan

2005	Denise Rubio
2006	Courtney Lewellen
2007	Holly Groves
2008	Leigh Ann Ellis
2009	Tiffany Stewart
2012	Kit Dunbar
2013	Debbie Morash
2014	Susan Main
2015	Shelly Riker
2016	1996 Team
	2006 Team

NFCA ALL-AMERICANS

1986	Leslie Kanter, First Team, SS
1987	Lisa Wunar, 2nd Team, 3B
1992	Dawn Melfi, First Team, 2B
1998	Monica Triner, 2nd Team, UT
1999	Monica Triner, 2nd Team, UT
2004	Holly Groves, 2nd Team, DP
2004	Leigh Ann Ellis, 3rd Team, P
2005	Tiffany Stewart, 3rd Team, OF
2012	Sara Nevins, 2nd Team P
2013	Sara Nevins, 3rd Team, P
2014	Sara Nevins, 3rd Team, P
2016	Erica Nunn, 2nd Team, DP/P



UNDER ARMOUR®



HISTORY

®

ALL-AMERICANS



LESLIE KANTER
1ST TEAM SS (1986)



LISA WUNAR
2ND TEAM 3B (1987)



DAWN MELFI
1ST TEAM 2B (1992)



MONICA TRINER
2ND TEAM UTILITY (198-99)



TIFFANY STEWART
3RD TEAM OF (2005)



SARA NEVINS
2ND TEAM P (2012)
3RD TEAM P (2013-14)



HOLLY GROVES
2ND TEAM DP (2004)



LEIGH ANN ELLIS
3RD TEAM P (2004)



ERICA NUNN
2ND TEAM DP/P (2016)



U.S. NATIONAL TEAM



ASTIN DONOVAN
2015 (JNT)/2016 (WOMEN'S ELITE)



MONICA TRINER
2000



LEIGH ANN ELLIS
2005 & 2006



KOURTNEY SALVAROLA
2011 (JNT) & 2013



KEN ERIKSEN
HEAD COACH (2011-PRESENT)
ASSISTANT COACH (2001-2010)



SARA NEVINS
2013-2015



LEE ANN SPIVEY
2013 (JNT)



ERICA NUNN
2013 (JNT)

BRITISH NATIONAL TEAM



LAUREN EVANS
2017



GEORGINA CORRICK
2017

- USF
- OUTLOOK
- COACHES
- PLAYERS
- REVIEW
- RECORDS
- HISTORY**
- MEDIA

- USF
- OUTLOOK
- COACHES
- PLAYERS
- REVIEW
- RECORDS
- HISTORY**
- MEDIA



Over the years, the USF softball program has become a consistent postseason contender, racking up 13 NCAA Tournament appearances since 1996. The Bulls' first appearance came during head coach Hildred Deese's final season in 1996. The very next year, Ken Eriksen took over the program and led the team to the NCAA Regionals in his first two seasons. Eriksen has now led the Bulls to 12 postseason appearances in his 20 years as head coach.

USF is 25-27 overall in NCAA Tournament play and 24-25 under Eriksen. The Bulls set a program record with four straight tournament appearances from 2003-2006 and advanced to the NCAA Super Regionals for the first time in school history during the 2006 season after winning the Gainesville regional.

Eriksen and the Bulls made more history in 2012, when they hosted and won the Super Regional against Hofstra to advance to the program's first and only Women's College World Series.

NCAA APPEARANCES (13)

WCWS

2012: Oklahoma City, Okla.

SUPER REGIONALS:

2006: Los Angeles, Calif.

2012: Tampa, Fla.

REGIONALS:

1996: Tallahassee, Fla.

1997: Columbia, S.C.

1998: Clearwater, Fla.

2001: Tuscaloosa, Ala.

2003: Gainesville, Fla.

2004: Tallahassee, Fla.

2005: Gainesville, Fla.

2006: Gainesville, Fla.

2008: Gainesville, Fla.

2012: Gainesville, Fla.

2013: Gainesville, Fla.

2014: Tallahassee, Fla.

2016: Tallahassee, Fla.

REGIONAL APPEARANCES BY COACH

HILDRED DEESE (1)

YEAR	RECORD
1996	1-2
OVERALL	1-2

KEN ERIKSEN (12)

YEAR	RECORD
1997	1-2
1998	2-2
2001	2-2
2003	1-2
2004	3-2
2005	2-2
2006	3-2
2008	0-2
2012	5-3
2013	2-2
2014	2-2
2016	1-2
OVERALL	24-25



HALL OF FAME

LESLIE KANTER (1985-86)

SHORTSTOP

AWARDS & HONORS:

1986 ALL-AMERICAN & 1ST TEAM ALL-REGION
STATS: .294 AVG, 12 TRIPLES (4TH)
TWO NATIONAL SLOW PITCH CHAMPIONSHIPS

DENISE RUBIO (1985-88)

SECOND BASE

AWARDS & HONORS:

3-TIME ALL-REGION, 1986 NCAA ACADEMIC ALL-AMERICAN
STATS: 150 GP, 122 HITS, 73 RUNS, 43 RBI,
65 SACRIFICES (1ST)

SUSAN MAIN (1986-87)

OUTFIELD

AWARDS & HONORS:

1987 1ST TEAM ALL-REGION & USF SILVER BAT AWARD
STATS: .328 AVG, 97 HITS, 47 RBI, 50 RUNS,
SINGE GAME RECORD FOR HITS (5)

DEBBIE MORASH (1986-87)

PITCHER

AWARDS & HONORS:

1986 2ND TEAM ALL-REGION
STATS: 34 WINS, 0.80 ERA (2ND), 15 SHUTOUTS
(6TH), .187 OPP B/AVG (3RD)

LISA WUNAR (1986-89)

THIRD BASE

AWARDS & HONORS:

1987 ALL-AMERICAN, 2-TIME 1ST TEAM ALL-REGION
STATS: .299 AVG, 181 HITS, 58 RBI, 50 RUNS,
430 ASSISTS (7TH)

DAWN MELFI (1991-92)

SECOND BASE

AWARDS & HONORS:

1992 ALL-AMERICAN, 2-TIME ALL-REGION
STATS: .401 AVG (1ST), 132 HITS, 75 RUNS,
42 STEALS, .475 OB% (2ND)

AMY PUTNAM (1993-96)

CATCHER

AWARDS & HONORS:

1996 2ND TEAM ALL-REGION & TEAM MVP
STATS: .319 AVG, 180 HITS, .438 OB% (5TH),
95 RUNS, 94 RBI, 13 TRIPLES (3RD)

JENNIFER THOMPSON (1996-99)

PITCHER

AWARDS & HONORS:

4-TIME ALL-REGION & 1997 TEAM MVP
STATS: 0.77 ERA (1ST), 76 WINS (4TH), 469 K
(6TH), 33 SHUTOUTS (2ND)

MONICA TRINER (1996-99)

PITCHER/UTILITY

AWARDS & HONORS:

2-TIME ALL-AMERICAN, 3-TIME ALL-REGION
STATS: .390 AVG (2ND), 260 HITS (2ND), 158 RBI (2ND), 92
WINS (2ND), 0.95 ERA (3RD), 641 K (2ND), 37 SHUTOUTS (1ST)

LEA MISHLAN (1997-00)

SHORTSTOP

AWARDS & HONORS:

1998 2ND TEAM ALL-REGION,
2000 ACADEMIC ALL-AMERICAN
STATS: .347 AVG (4TH), 284 HITS (1ST), 108 RBI,
150 RUNS (3RD), 53 DOUBLES (2ND), 68 STEALS (5TH)

COURTNEY LEWELLEN (2000-03)

CATCHER

AWARDS & HONORS:

2-TIME ALL-C-USA, 2003 2ND TEAM ALL-REGION
STATS: .300 AVG, 221 HITS (10TH), 132 RBI (8TH),
69 RUNS, 39 DOUBLES (T-7TH), 1,228 PUTOUTS
(4TH)

SHELLY RIKER (2001-04)

OUTFIELD

AWARDS & HONORS:

3-TIME ALL-CONFERENCE USA PERFORMER
STATS: .332 AVG (10TH), 218 HITS, 149 KO RUNS
(4TH), 158 RBI, .441 OB% (4TH), 104 STEALS
(1ST)

HOLLY GROVES (2002-04)

DESIGNATED PLAYER

AWARDS & HONORS:

2004 ALL-AMERICAN, 2-TIME ALL-REGION
STATS: .343 AVG (5TH), 132 RUNS (9TH), 206 HITS,
157 RBI (3RD), 33 HOME RUNS (2ND), .590 SLG% (1ST)

CARMELA LIWAG (2002-05)

FIRST BASE

AWARDS & HONORS:

2004 2ND TEAM ALL-REGION, 4-TIME ALL-CONFERENCE
STATS: .309 AVG, 251 HITS (3RD), 171 RBI (1ST),
19 HOME RUNS (8TH), 145 RUNS (5TH), 379 TB (3RD)

LEIGH ANN ELLIS (2003-04)

PITCHER

AWARDS & HONORS:

2004 ALL-AMERICAN, 2-TIME 1ST TEAM ALL-REGION
STATS: 77 WINS (3RD), 1.11 ERA (5TH), 633 K
(3RD), 29 SHUTOUTS (3RD), .176 OPP B/AVG (2ND)

KIT DUNBAR (2007-08)

OUTFIELD

AWARDS & HONORS:

2-TIME 1ST TEAM ALL-BIG EAST, 2008 TEAM MVP
STATS: .388 AVG (3RD), 127 HITS, 49 RUNS, 22
RBI, 22 STEALS, .434 OB% (T-6TH)





Ken Eriksen
Winningest Coach in USF
History (All Sports)

USF SOFTBALL YEAR-BY-YEAR RESULTS

YEAR	COACH	RECORD	CONFERENCE	POST SEASON
1985	Hildred Deese	41-16	NA	
1986	Hildred Deese	38-11	NA	
1987	Hildred Deese	32-19	NA	
1988	Hildred Deese	26-26	NA	
1989	Hildred Deese	27-18	NA	
1990	Hildred Deese	35-18	NA	
1991	Hildred Deese	35-18	NA	
1992	Hildred Deese	34-17	NA	
1993	Hildred Deese	28-18	NA	
1994	Hildred Deese	31-20	NA	
1995	Hildred Deese	29-20	9-3	
1996	Hildred Deese	41-12	10-2	NCAA Regional
1997	Ken Eriksen	51-13	12-0 (1st)	NCAA Regional
1998	Ken Eriksen	57-14	11-1 (1st)	NCAA Regional
1999	Ken Eriksen	44-26	6-6 (3rd)	
2000	Ken Eriksen	41-33	13-9 (3rd)	
2001	Ken Eriksen	43-34	14-11 (3rd)	NCAA Regional
2002	Ken Eriksen	24-33-1	9-13 (5th)	
2003	Ken Eriksen	54-19	19-8 (2nd)	NCAA Regional
2004	Ken Eriksen	60-14	18-5 (3rd)	NCAA Regional
2005	Ken Eriksen	42-28	17-11 (4th)	NCAA Regional
2006	Ken Eriksen	50-25	17-3 (2nd)	NCAA Super Regional
2007	Ken Eriksen	44-22	15-5 (2nd)	
2008	Ken Eriksen	44-20	16-4 (1st)	NCAA Regional
2009	Ken Eriksen	34-22	12-10 (4th)	
2010	Ken Eriksen	24-29	9-13 (9th)	
2011	Ken Eriksen	33-21	13-5 (4th)	
2012	Ken Eriksen	50-14	17-5 (4th)	WCWS
2013	Ken Eriksen	45-16	18-3 (2nd)*	NCAA Regional
2014	Ken Eriksen	43-17	13-5 (2nd)	NCAA Regional
2015	Ken Eriksen	36-20	6-10 (5th)	
2016	Ken Eriksen	45-16	15-3 (1st)	NCAA Regional
2017	Ken Eriksen	32-24	9-8 (4th)	

TOTAL **1099-681-1** **281-149**

*Big East Tournament Champions



USF RECORD VS. ALL-TIME OPPONENTS

Team	W-L	Last	Opponent	W-L	Year	Opponent	W-L	Year
	-A-		Drexel	4-0	1992	Kent State	4-1	2016
				-E-		Kentucky	1-1	2013
Adelphi	3-0	1993	East Carolina	20-9	2017		-L-	
Akron	1-0	2001	Eastern Illinois	2-1	1989	Lehigh	2-1	2016
Alabama	2-1	2011	Eastern Kentucky	2-1	1997	Lewis University	1-1	1985
UAB	15-9	2011	Eastern Michigan	10-4	2017	Liberty	2-0	2013
Albany	0-1	2009	East Tennessee State	2-0	2011	Long Beach State	0-2	2006
Appalachian State	1-0	2004	Eckerd	10-0	1989	LIU-Brooklyn	8-1	2013
Arizona	0-11	2009	Elon	4-0	2004	Louisiana-Lafayette	2-6	2014
Arizona St.	4-3	2010				Louisiana-Monroe	3-0	2001
Arkansas	4-1	2012		-F-		LSU	0-4	2012
Army	2-0	2017	Fairfield	0-2	2012	Louisiana Tech	4-10	1997
Auburn	3-7	2017	Florida	13-45	2017	Louisville	17-27	2014
Austin Peay	0-1	1989	Florida A&M	20-2	2017	Loyola-Marymount	2-2	2014
	-B-		Florida Atlantic	15-5	2013			
			Florida Gulf Coast	8-2	2017		-M-	
Ball State	14-2	2017	Fla. International	9-10	2006	Maine	26-2	2016
Baylor	2-1	2014	Florida Tech	1-0	1985	Manhattan	2-0	2002
Belmont	2-0	1998	Florida Southern	21-15	1993	Marist	2-0	2016
Bethune-Cookman	19-2	2016	Florida State	13-40	2014	Marshall	9-1	2015
Binghamton	1-0	2017	Fordham	4-3	2016	Maryland	8-4	2003
Boston College	3-0	2017	Fresno State	0-1	1986	UMass	10-6	2014
Boston University	7-5	2015	Furman	7-5	1997	McNeese State	0-1	1993
Bowling Green	3-0	1991				Memphis	12-3	2017
Bradley	8-1	1998		-G-		Mercer	3-1	2015
Brown	5-0	1998	George Mason	5-0	2008	Miami (OH)	8-2	2012
Buffalo	1-0	2006	George Washington	0-1	2009	Michigan	9-15	2017
Butler	0-1	2017	Georgetown	5-1	2015	Michigan State	10-6	2010
	-C-		Georgia	1-1	2000	Middle Tenn. St.	1-0	1998
			Georgia Southern	8-0	2015	Minnesota	2-4	2009
UC Davis	0-1	2013	Georgia State	10-4	2017	Mississippi	4-3	2017
UCLA	0-9	2006	Georgia Tech	16-3	2016	Mississippi State	3-2	2012
Cal St.-Fullerton	0-1	1986	Green Bay	2-0	2015	Missouri	1-4	2017
Cal St.-Northridge	1-1	2004				Morehead State	1-0	1997
Campbell	4-0	1999		-H-				
Canisius	7-1	2015	Hampton	1-0	2015		-N-	
Centenary	5-0	1999	Hartford	2-0	2015	UNLV	1-3	2016
Central Arkansas	1-0	2014	Harvard	1-0	2012	New Mexico	6-3	1999
Central Connecticut St.	5-0	2017	Hawaii	1-2	2001	New Mexico State	5-1	2016
Central Florida	13-11	2017	Hofstra	14-7	2017	Nicholls State	10-6	1999
Central Michigan	14-6	2017	Houston	17-14	2017	North Carolina	14-14	2007
Charlotte	31-1	2005				UNC Greensboro	3-0	2009
Chattanooga	3-3	2016		-I-		NC State	5-2	2013
Coastal Carolina	8-1	2013	Illinois	8-4	2017	UNC Wilmington	5-0	1993
Colgate	1-0	2017	Illinois Benedictine	2-0	1985	North Dakota St.	2-0	2017
College of Charleston	3-0	2016	Illinois-Chicago	8-7	2013	North Florida	2-0	2016
Connecticut	21-5	2017	Illinois State	11-2	2017	NE Louisiana	1-0	1985
Cornell	2-1	2013	Indiana	11-9	2011	Northern Illinois	7-2	2012
Creighton	1-1	1991	Indiana State	1-0	1996	Northern Iowa	1-1	1997
	-D-		Iowa	7-3	2002	Northwestern	5-5	2016
			Iowa State	6-5	2015	Northwestern St.	0-1	1990
Dartmouth	3-0	2015				Notre Dame	11-12	2013
Dayton	1-0	1991		-J-				
Delaware	1-0	2017	Jacksonville	17-1	2017		-O-	
DePaul	12-32	2013	Jacksonville State	2-0	2009	Oakland	2-0	2003
Detroit-Mercy	5-0	2016	James Madison	2-2	2017	Ohio	2-1	2006
Drake	2-3	2010	Kansas	5-3	2016	Ohio State	4-2	2010



USF RECORD VS. ALL-TIME OPPONENTS

Team	W-L	Last	Team	W-L	Year
			Tennessee Tech	4-1	2005
Oklahoma	3-3	2012	Texas	0-5	2000
Oklahoma City	1-0	1986	Texas A&M	0-5	2011
Oklahoma State	2-14	2017	Texas State	0-1	2016
Oregon	0-2	2004	Texas Tech	1-0	2009
Oregon St.	2-2	2003	Toledo	12-2	2015
Orlando Rebels	1-0	1985	Towson	3-2	2017
			Troy	5-1	2006
			Tulsa	6-5	2017
	-P-				
Pacific	1-0	2009			
Penn	1-1	2017		-U-	
Penn State	17-7	2012	Utah	4-1	2016
Pittsburgh	17-5	2014			
Portland State	1-0	2015		-V-	
Princeton	3-2	2007	Villanova	15-6	2017
Providence	18-1	2014	Virginia	16-6	2007
Purdue	3-4	2017	Virginia Tech	3-2	2016
	-Q-				
Quinnipiac	5-0	2013	Wagner	10-0	2015
			Washington	1-2	2007
			Western Illinois	6-3	1996
	-R-				
Radford	3-0	2004	Western Kentucky	2-2	2007
Rhode Island	6-0	2013	Western Michigan	6-2	2014
Rider	2-0	1985	West Florida	6-2	1993
Robert Morris	10-1	2007	Wichita State	1-3	2006
Rutgers	16-3	2013	Winthrop	10-2	2016
			Wisconsin	4-3	2017
			Wright State	3-1	2014
	-S-				
Sacred Heart	1-1	1985			
St. Bonaventure	3-0	2014		-Y-	
St. John's	20-1	2015	Yale	6-0	2017
St. Joseph's	4-0	2017	Youngstown State	2-2	1995
St. Leo	4-0	1989			
Saint Louis	17-1	2005			
St. Mary's (Calif.)	1-0	1992			
Samford	4-1	2013			
Sam Houston State	3-1	2006			
San Diego State	1-0	1992			
Seton Hall	16-3	2013			
Siena	4-0	2006			
South Carolina	10-23	2016			
USC-Upstate	1-0	2016			
South Dakota	1-0	2016			
Southern Illinois	7-4	2013			
Southern Miss	14-12	2005			
South Utah State	1-0	1986			
SW Missouri State	5-0	1989			
Stanford	3-3	2014			
Stephen F. Austin	2-0	1986			
Stetson	44-7	2017			
Syracuse	11-5	2017			
	-T-				
Tampa	11-0	1993			
Temple	22-2	2014			
Tennessee	9-10-1	2016			

2018 USF SOFTBALL

USF
OUTLOOK
COACHES
PLAYERS
REVIEW
RECORDS
HISTORY
MEDIA



ALL-TIME SERIES RECORDS

ADELPHI

USF leads series 3-0 | Last Meeting: 1993

Date	W/L/T	Score	Site	Series
3/17/92	W	7-1	H	1-0
3/17/92	W	11-0	H	2-0
3/19/93	W	13-1	N	3-0

AKRON

USF leads series 1-0 | Last Meeting: 2001

Date	W/L/T	Score	Site	Series
3/16/01	W	1-0	N	1-0

ALABAMA

USF leads series 2-1 | Last Meeting: 2011

Date	W/L/T	Score	Site	Series
3/27/98	W	13-4	N	1-0
5/19/01	W	3-2	A	2-0
2/27/11	L	1-12	H	2-1

UAB

USF leads series 15-9 | Last Meeting: 2011

Date	W/L/T	Score	Site	Series
4/8/00	W	1-0	A	1-0
4/9/00	W	3-1	A	2-0
4/9/00	W	2-0	A	3-0
3/17/01	W	5-3	N	4-0
3/31/01	W	1-0	H	5-0
3/31/01	L	1-0	H	5-1
4/1/01	L	1-0	H	5-2
5/10/01	W	5-0	N	6-2
5/11/01	W	6-2	N	7-2
4/13/02	L	4-0	H	7-3
4/13/02	L	2-0	H	7-4
4/14/02	L	8-0	H	7-5
3/15/03	W	2-1	A	8-5
3/15/03	L	3-1	A	8-6
3/16/03	W	7-0	A	9-6
4/17/04	W	4-0	H	10-6
4/17/04	W	3-0	H	11-6
4/18/04	W	8-0	H	12-6
4/9/05	L	7-1	A	12-7
4/9/05	W	7-2	A	13-7
4/10/05	W	8-2	A	14-7
2/24/07	W	4-2	H	15-7
2/25/07	L	2-1	H	15-8
2/18/11	L	6-2	N	15-9

ALBANY

Albany leads series 1-0 | Last Meeting: 2009

Date	W/L/T	Score	Site	Series
2/21/09	L	3-0	H	0-1

APPALSHIAN STATE

USF leads series 1-0 | Last Meeting: 2004

Date	W/L/T	Score	Site	Series
2/8/04	W	5-3	N	1-0

ARIZONA

Arizona leads series 11-0 | Last Meeting: 2009

Date	W/L/T	Score	Site	Series
1987	L	3-2	N	0-1
1987	L	2-1	N	0-2
2/26/99	L	7-4	A	0-3
2/4/01	L	5-0	H	0-4
2/16/02	L	10-0	A	0-5
2/1/03	L	3-1	H	0-6
2/28/04	L	2-1	N	0-7
3/4/06	L	10-0	A	0-8
2/29/08	L	12-0	A	0-9
2/13/09	L	7-2	H	0-10
2/14/09	L	6-4	H	0-11

ARIZONA STATE

USF leads series 4-3 | Last Meeting: 2010

Date	W/L/T	Score	Site	Series
1987	W	2-1	H	1-0
1987	L	3-2	H	1-1
1987	L	3-2	N	1-2
1988	W	5-1	N	2-2
1988	W	6-5	N	3-2
5/17/98	W	1-0	N	4-2
2/26/10	L	8-7 (8)	N	4-3

ARKANSAS

USF leads series 4-1 | Last Meeting 2012

Date	W/L/T	Score	Site	Series
2/6/04	W	4-2	N	1-0
2/9/07	L	6-5	H	1-1
2/10/07	W	2-1	H	2-1
3/4/11	W	2-0	H	3-1
2/18/12	W	7-6	H	4-1

ARMY

USF leads series 2-0 | Last Meeting: 2017

Date	W/L/T	Score	Site	Series
3/15/15	W	5-1	H	1-0
4/12/17	W	11-1 (5)	H	2-0

AUBURN

Auburn leads series 7-3 | Last Meeting: 2017

Date	W/L/T	Score	Site	Series
2/20/98	W	7-0	H	1-0
2/26/00	W	6-1	H	2-0
2/15/02	L	7-2	N	2-1
2/1/03	W	6-4	N	3-1
2/4/05	L	6-4	N	3-2
3/2/07	L	9-0	H	3-3
2/20/15	L	6-2	H	3-4
2/22/15	L	8-0 (5)	N	3-5
2/19/16	L	6-0	N	3-6
3/17/17	L	4-0	H	3-7

AUSTIN PEAY

Austin Peay leads series 1-0 | Last Meeting: 1989

Date	W/L/T	Score	Site	Series
1989	L	2-0	N	0-1

BALL STATE

USF leads series 14-2 | Last Meeting

Date	W/L/T	Score	Site	Series
1986	W	2-0	H	1-0
1986	W	2-0	H	2-0
1987	L	4-0	H	2-1
1987	W	14-7	H	3-1
3/6/92	L	1-0	H	3-2
3/6/92	W	5-1	H	4-2
3/7/93	W	2-1	H	5-2
3/7/93	W	6-1	H	6-2
3/5/99	W	4-0	H	7-2
3/6/00	W	2-1	N	8-2
3/6/00	W	7-0	N	9-2
3/12/03	W	8-0	H	10-2
3/17/07	W	4-1	H	11-2
3/12/08	W	1-0	H	12-2
3/4/11	W	8-2	H	13-2
3/4/17	W	6-2	N	14-2

BAYLOR

USF leads series 2-1 | Last Meeting: 2014

Date	W/L/T	Score	Site	Series
1985	W	3-1	N	1-0
3/7/04	W	3-1	N	2-0
3/14/14	L	3-0	H	2-1

BELMONT

USF leads series 2-0 | Last Meeting: 1998

Date	W/L/T	Score	Site	Series
3/16/98	W	4-0	H	1-0
3/16/98	W	5-0	H	2-0

BETHUNE-COOKMAN

USF leads series 19-2 | Last Meeting: 2016

Date	W/L/T	Score	Site	Series
1986	W	Forfeit	H	1-0
1986	W	12-0	H	2-0
1989	W	10-0	H	3-0
1989	W	15-0	H	4-0
2/14/90	W	21-0	H	5-0
2/14/90	W	10-0	H	6-0
4/6/94	W	13-0	H	7-0
4/6/94	W	19-0	H	8-0
2/18/98	W	3-0	H	9-0
2/18/98	W	2-1	H	10-0
4/7/99	W	7-0	H	11-0
4/7/99	W	8-0	H	12-0
1/31/04	W	10-2	H	13-0
2/1/04	W	8-5	H	14-0
5/21/05	L	8-4	N	14-1
5/22/05	L	5-2	N	14-2
2/9/08	W	8-0	H	15-2
4/25/12	W	3-1	H	16-2
2/6/14	W	9-0	H	17-2
4/6/16	W	5-0	H	18-2
4/6/16	W	11-0 (5)	H	19-2

ALL-TIME SERIES RECORDS

1988	L	4-3	H	0-2
1988	L	5-4	H	0-3
1989	W	7-0	H	1-3
3/8/90	L	3-2	H	1-4
3/9/90	L	5-0	H	1-5
3/9/93	W	6-4	H	2-5
3/4/96	W	5-2	H	3-5
3/5/97	W	3-0	H	4-5
3/5/97	W	5-1	H	5-5
3/11/98	W	7-6	H	6-5
3/4/07	W	3-0	H	7-5
3/14	W	3-2	N	8-5
3/7/12	W	6-2	H	9-5
3/7/12	W	5-2	H	10-5
3/6/13	W	2-1	H	11-5
3/6/13	W	4-1	H	12-5
3/11/14	W	9-1	H	13-5
3/6/16	W	3-2	H	14-5
3/11/17	L	4-2	N	14-6

CENTRAL CONNECTICUT STATE

USF leads series 1-0 | Last Meeting: 2017

Date	W/L/T	Score	Site	Series
3/12/17	W	9-2	H	1-0

CHARLOTTE

USF leads series 31-1 | Last Meeting: 2005

Date	W/L/T	Score	Site	Series
1986	W	5-0	H	1-0
1986	W	10-0	H	2-0
1991	L	3-2	N	2-1
2/12/94	W	8-3	H	3-1
2/12/94	W	5-0	H	4-1
4/7/95	W	5-0	A	5-1
4/7/95	W	10-2	A	6-1
3/3/96	W	4-0	H	7-1
3/3/96	W	6-0	H	8-1
5/4/97	W	6-5	A	9-1
5/4/97	W	1-0	A	10-1
3/13/98	W	5-0	H	11-1
3/13/98	W	8-0	H	12-1
4/10/99	W	8-1	A	13-1
4/10/99	W	4-1	A	14-1
3/25/00	W	8-0	H	15-1
3/25/00	W	9-0	H	16-1
3/26/00	W	7-2	H	17-1
4/21/01	W	5-0	A	18-1
4/21/01	W	9-6	A	19-1
4/22/01	W	4-2	A	20-1
3/16/02	W	9-7	A	21-1
3/16/02	W	6-3	A	22-1
3/29/03	W	3-0	H	23-1
3/29/03	W	5-2	H	24-1
3/30/03	W	12-0	H	25-1
3/27/04	W	7-0	A	26-1
3/27/04	W	9-7	A	27-1
3/28/04	W	12-0	A	28-1

4/16/05	W	1-0	H	29-1
4/16/05	W	9-1	H	30-1
4/17/05	W	3-2	H	31-1

CHATTANOOGA

Series tied 3-3 | Last Meeting: 2016

Date	W/L/T	Score	Site	Series
3/5/98	W	5-1	H	1-0
3/7/02	L	1-0	H	1-1
2/7/04	W	8-0	N	2-1
3/5/05	L	7-1	H	2-2
3/12/05	L	6-0	N	2-3
3/18/16	W	9-0 (5)	H	3-3

COASTAL CAROLINA

USF leads series 8-1 | Last Meeting: 2013

Date	W/L/T	Score	Site	Series
3/1/97	W	6-5	H	1-0
2/27/98	W	3-0	H	2-0
2/11/00	W	3-2	N	3-0
2/13/00	W	5-3	N	4-0
3/7/03	L	2-1	N	4-1
2/11/05	W	7-3	N	5-1
2/13/05	W	9-1	N	6-1
2/15/13	W	5-2	H	7-1
2/17/13	W	5-1	H	8-1

COLGATE

USF leads series 1-0 | Last Meeting: 2017

Date	W/L/T	Score	Site	Series
2/25/17	W	10-0 (6)	N	1-0

COLLEGE OF CHARLESTON

USF leads series 3-0 | Last Meeting: 2016

Date	W/L/T	Score	Site	Series
2/19/06	W	1-0	H	1-0
2/23/14	W	6-2	N	2-0
3/5/16	W	4-1	N	3-0

CONNECTICUT

USF leads series 21-5 | Last Meeting: 2017

Date	W/L/T	Score	Site	Series
1991	W	5-4	N	1-0
3/11/92	W	1-0	H	2-0
5/3/92	L	3-1	A	2-1
5/2/93	L	2-1	N	2-2
2/28/98	W	9-2	H	3-2
3/1/98	W	4-0	H	4-2
4/29/07	W	3-1	H	5-2
4/29/07	W	8-3	H	6-2
3/10/09	W	2-0	H	7-2
3/10/09	W	5-0	H	8-2
4/22/11	W	9-2	H	9-2
4/22/11	W	2-1	H	10-2
4/23/11	W	8-0	H	11-2
4/14/12	W	6-2	A	12-2
4/14/12	L	7-3	A	12-3

4/15/12	W	11-3	A	13-3
3/22/14	W	6-2	H	14-3
3/22/14	W	7-6	H	15-3
3/23/14	W	8-0	H	16-3
4/3/15	W	3-2	A	17-3
4/3/15	L	8-7	A	17-4
4/8/16	W	9-1 (5)	H	18-4
4/9/16	W	1-0	H	19-4
4/10/16	W	1-0	H	20-4
4/2/17	W	9-0 (6)	N	21-4
4/2/17	L	1-0	N	21-5

CORNELL

USF leads series 2-1 | Last Meeting: 2013

Date	W/L/T	Score	Site	Series
3/27/10	W	4-1	H	1-0
3/27/10	L	4-3 (11)	H	1-1
3/21/13	W	5-0	H	2-1

CREIGHTON

Series tied 1-1 | Last Meeting: 1991

Date	W/L/T	Score	Site	Series
1991	W	2-1	H	1-0
1991	L	3-0	N	1-1

DARTMOUTH

USF leads series 3-0 | Last Meeting: 2015

Date	W/L/T	Score	Site	Series
3/16/07	W	2-0	H	1-0
3/24/10	W	5-1	H	2-0
2/21/15	W	5-0	H	3-0

DAYTON

USF leads series 1-0 | Last Meeting: 1991

Date	W/L/T	Score	Site	Series
1991	W	6-0	N	1-0

DELAWARE

USF leads series 1-0 | Last Meeting: 2017

Date	W/L/T	Score	Site	Series
2/10/17	W	6-4	H	1-0

DEPAUL

DePaul leads series 32-12 | Last Meeting: 2013

Date	W/L/T	Score	Site	Series
3/22/90	L	9-3	H	0-1
2/21/98	W	7-2	H	1-1
2/22/98	W	2-0	H	2-1
2/13/99	L	1-0	N	2-2
2/13/99	W	2-0	N	3-2
4/29/00	L	4-3	H	3-3
4/29/00	L	6-1	H	3-4
4/30/00	L	4-3	H	3-5
4/11/00	W	7-4	N	4-5
4/13/00	L	2-0	N	4-6
5/5/01	W	2-1	A	5-6
5/5/01	L	4-2	A	5-7



ALL-TIME SERIES RECORDS

5/6/01	L	2-0	A	5-8
4/20/02	L	4-0	A	5-9
4/20/02	L	5-3	A	5-10
4/26/03	W	5-4	H	6-10
4/26/03	L	3-0	H	6-11
4/26/03	L	9-1	H	6-12
5/9/03	L	7-4	N	6-13
5/10/03	L	7-0	N	6-14
5/2/04	W	6-3	A	7-14
5/2/04	L	6-0	A	7-15
5/15/04	L	4-3	N	7-16
4/30/05	L	6-0	H	7-17
4/30/05	L	1-0	H	7-18
5/1/05	L	6-3	H	7-19
4/30/06	W	4-2	H	8-19
4/30/06	W	3-1	H	9-19
4/21/07	L	2-0	A	9-20
4/21/07	L	2-0	A	9-21
4/18/08	L	6-3	H	9-22
4/18/08	W	5-1	H	10-22
5/10/08	L	4-1	N	10-23
4/11/09	L	5-4 (8)	A	10-24
4/11/09	L	4-1	A	10-25
5/8/09	L	4-0	N	10-26
4/24/10	L	4-0	H	10-27
4/24/10	L	9-2	H	10-28
4/25/10	L	8-0 (6)	H	10-29
2/20/11	L	4-2	N	10-30
5/10/12	L	6-0	N	10-31
4/20/13	W	3-0	A	11-31
4/20/13	L	2-1 (8)	A	11-32
4/21/13	W	4-3 (13)	A	12-32

DETROIT MERCY

USF leads series 5-0 | Last Meeting: 2016

Date	W/L/T	Score	Site	Series
3/3/85	W	12-1	H	1-0
3/3/85	W	4-2	H	2-0
3/17/93	W	5-1	H	3-0
2/13/15	W	8-0 (5)	H	4-0
3/7/16	W	8-0 (5)	H	5-0

DRAKE

Drake leads series 3-2 | Last Meeting: 2010

Date	W/L/T	Score	Site	Series
3/20/94	L	3-0	N	0-1
3/17/95	W	3-2	N	1-1
2/23/07	W	8-1	H	2-1
3/16/10	L	4-3	H	2-2
3/16/10	L	4-0	H	2-3

DREXEL

USF leads series 4-0 | Last Meeting: 1992

Date	W/L/T	Score	Site	Series
1991	W	8-1	H	1-0
1991	W	10-0	H	2-0
3/26/92	W	3-0	H	3-0

3/26/92	W	3-0	H	4-0
---------	---	-----	---	-----

EAST CAROLINA

USF leads series 20-9 | Last Meeting: 2017

Date	W/L/T	Score	Site	Series
1985	W	1-0	N	1-0
1989	W	4-2	N	2-0
4/18/93	L	6-0	N	2-1
3/6/96	W	3-2	H	3-1
3/23/96	L	6-2	N	3-2
5/5/02	L	4-0	A	3-3
5/5/02	W	4-3	A	4-3
3/1/03	W	3-2	H	5-3
3/1/03	W	1-0	H	6-3
3/2/03	W	10-2	H	7-3
4/9/04	W	6-3	A	8-3
4/9/04	L	2-1	A	8-4
4/10/04	W	11-3	A	9-4
5/13/04	W	7-1	N	10-4
4/2/05	L	2-1	H	10-5
4/2/05	W	4-3	H	11-5
4/3/05	L	2-1	H	11-6
5/13/05	W	1-0	H	12-6
2/13/10	L	5-1	H	12-7
4/18/15	W	3-2	H	13-7
4/18/15	L	10-1 (5)	H	13-8
4/19/15	L	7-3	H	13-9
5/7/15	W	5-0	N	14-9
3/24/16	W	3-1 (9)	A	15-9
3/25/16	W	11-3	A	16-9
3/26/16	W	8-0 (6)	A	17-9
4/7/17	W	3-0	H	18-9
4/8/17	W	7-6	H	19-9
4/9/17	W	9-7	H	20-9

EAST TENNESSEE STATE

USF leads series 2-0 | Last Meeting: 2011

Date	W/L/T	Score	Site	Series
2/18/07	W	10-2	H	1-0
3/5/11	W	9-1	N	2-0

EASTERN ILLINOIS

USF leads series 2-1 | Last Meeting: 1989

Date	W/L/T	Score	Site	Series
1988	L	6-1	N	0-1
1989	W	2-0	H	1-1
1989	W	3-2	H	2-1

EASTERN KENTUCKY

USF leads series 2-1 | Last Meeting: 1997

Date	W/L/T	Score	Site	Series
4/14/95	L	8-7	N	0-1
4/19/97	W	6-0	N	1-1
4/20/97	W	4-1	N	2-1

EASTERN MICHIGAN

USF leads series 10-4 | Last Meeting: 2017

Date	W/L/T	Score	Site	Series
4/14/99	L	1-0	H	6-5

1986	W	2-0	H	1-0
1988	W	1-0	H	2-0
1989	L	7-0	H	2-1
1989	W	6-5	H	3-1
3/5/90	W	3-2	H	4-1
3/5/90	L	9-5	H	4-2
3/10/90	L	1-0	H	4-3
3/13/93	L	7-4	H	4-4
2/23/07	W	3-2	H	5-4
3/24/07	W	8-0	H	6-4
3/27/07	W	8-0	H	7-4
3/27/07	W	7-6	H	8-4
2/20/09	W	5-0	H	9-4
2/23/17	W	4-0	H	10-4

ECKERD

USF leads series 10-0 | Last Meeting: 1989

Date	W/L/T	Score	Site	Series
2/28/85	W	11-1	H	1-0
2/28/85	W	12-2	H	2-0
1986	W	6-1	H	3-0
1986	W	2-0	H	4-0
1987	W	6-0	H	5-0
1987	W	6-0	H	6-0
1988	W	11-0	H	7-0
1988	W	12-2	H	8-0
1989	W	10-0	H	9-0
1989	W	11-1	H	10-0

ELON

USF leads series 4-0 | Last Meeting: 2004

Date	W/L/T	Score	Site	Series
3/24/99	W	8-0	H	1-0
3/24/99	W	7-0	H	2-0
3/24/04	W	11-0	H	3-0
3/24/04	W	5-1	H	4-0

FAIRFIELD

Fairfield leads series 2-0 | Last Meeting: 2012

Date	W/L/T	Score	Site	Series
3/13/10	L	3-2	H	0-1
3/16/12	L	2-1	H	1-1

FLORIDA

Florida leads series 45-13 | Last Meeting: 2017

Date	W/L/T	Score	Site	Series
2/25/97	W	3-2	H	1-0
2/25/97	L	4-1	H	1-1
4/10/97	L	1-0 (8)	A	1-2
4/10/97	W	2-0	A	2-2
2/15/98	L	3-0	A	2-3
3/7/98	W	6-0	H	3-3
4/25/98	L	2-1	A	3-4
4/25/98	W	4-1	A	4-4
5/16/98	W	1-0	N	5-4
2/14/99	W	5-1	A	6-4
4/14/99	L	1-0	H	6-5

ALL-TIME SERIES RECORDS

4/14/99	L	4-1	H	6-6
2/12/00	L	2-1 (8)	A	6-7
2/13/00	L	10-0	A	6-8
4/19/00	L	4-0	A	6-9
4/19/00	W	4-0	A	7-9
2/9/01	L	4-3	N	7-10
2/11/01	L	2-1	A	7-11
4/25/01	L	7-1	H	7-12
4/25/01	L	4-0	H	7-13
2/9/02	W	5-3	A	8-13
2/9/02	L	4-1	A	8-14
4/10/02	L	7-4	H	8-15
4/10/02	L	8-0 (5)	H	8-16
2/7/03	L	4-3	A	8-17
4/2/03	L	3-1	H	8-18
4/2/03	L	9-7	H	8-19
2/6/04	W	2-1	A	9-19
5/21/04	W	8-1	N	10-19
2/12/05	L	7-5	A	10-20
3/5/05	L	6-5	H	10-21
4/13/05	W	5-2	H	11-21
2/15/06	L	3-2 (8)	A	11-22
3/1/06	L	2-0	H	11-23
2/14/07	L	2-1	H	11-24
2/14/07	L	4-1	H	11-25
2/10/08	L	5-1	H	11-26
2/27/09	L	8-0 (6)	A	11-27
3/1/09	L	9-1 (5)	A	11-28
2/14/10	L	12-8	H	11-29
3/25/10	L	10-0 (5)	A	11-30
2/13/11	L	12-0 (5)	N	11-31
3/13/11	L	10-2 (6)	N	11-32
2/12/12	L	3-2 (8)	H	11-33
3/28/12	W	4-1	A	12-33
5/20/12	W	1-0	A	13-33
2/27/13	L	3-1	H	13-34
4/10/13	L	9-1 (6)	A	13-35
5/18/13	L	11-1 (5)	N	13-36
5/19/13	L	2-0	N	13-37
2/6/14	L	10-3	H	13-38
4/23/14	L	17-1 (5)	A	13-39
2/8/15	L	10-5	H	13-40
4/15/15	L	7-0	A	13-41
2/14/16	L	11-1 (5)	H	13-42
4/20/16	L	3-0	A	13-43
2/12/17	L	8-0 (6)	H	13-44
4/22/17	L	8-0 (5)	A	13-45

FLORIDA A&M

USF leads series 20-2 | Last Meeting: 2017

Date	W/L/T	Score	Site	Series
3/19/85	L	6-5	H	0-1
3/19/85	W	12-0	H	1-1
4/20/85	W	6-1	H	2-1
3/20/93	W	4-1	N	3-1
2/26/94	W	2-0	H	4-1
2/26/94	W	7-3	H	5-1

2/25/95	W	11-0	H	6-1
2/25/95	W	7-0	H	7-1
3/18/95	W	13-0	N	8-1
3/31/95	W	7-0	A	9-1
3/1/96	W	9-0	H	10-1
3/1/96	W	14-0	H	11-1
3/13/97	L	1-0	A	11-2
3/5/98	W	2-0	H	12-2
2/20/05	W	17-1	H	13-2
2/19/06	W	7-0	H	14-2
2/17/07	W	11-3	H	15-2
2/16/08	W	9-1	H	16-2
2/22/09	W	8-0 (6)	H	17-2
3/20/10	W	13-5 (6)	H	18-2
5/21/16	W	6-4	N	19-2
3/19/17	W	4-3	H	20-2

FLORIDA ATLANTIC

USF leads series 15-5 | Last Meeting: 2013

Date	W/L/T	Score	Site	Series
2/24/95	W	2-0	H	1-0
2/24/95	W	3-0	H	2-0
2/24/96	W	4-0	A	3-0
2/24/96	W	6-0	A	4-0
3/15/96	W	8-1	N	5-0
2/21/97	W	3-2	H	6-0
2/22/97	W	6-0	H	7-0
4/5/98	W	4-0	A	8-0
4/5/98	W	6-2	A	9-0
2/6/99	W	10-0	H	10-0
2/5/00	L	3-0	A	10-1
2/2/02	L	9-3	H	10-2
2/2/02	L	5-2	H	10-3
2/2/03	W	4-1	N	11-3
5/15/03	W	7-3	N	12-3
1/31/04	L	10-3	H	12-4
2/1/04	W	5-0	H	13-4
5/20/06	W	1-0	N	14-4
5/21/06	W	7-4	N	15-4
2/10/13	L	2-1	H	15-5

FLORIDA GULF COAST

USF leads series 8-2 | Last Meeting: 2017

Date	W/L/T	Score	Site	Series
2/9/08	L	3-1	H	0-1
2/17/08	L	2-0	H	0-2
2/8/09	W	4-3	H	1-2
2/12/11	W	8-1	N	2-2
2/10/12	W	4-2	H	3-2
5/19/12	W	8-3	N	4-2
2/15/15	W	11-0(5)	H	5-2
4/8/15	W	6-0	A	6-2
4/27/17	W	1-0	H	7-2
4/27/17	W	9-2	H	8-2

FIU				
FIU leads series 10-9 Last Meeting: 2006				
Date	W/L/T	Score	Site	Series
3/15/98	W	10-2	H	1-0
3/15/98	L	2-1	H	1-1
2/5/99	W	5-0	H	2-1
3/14/99	L	2-0	A	2-2
3/14/99	W	7-2	A	3-2
4/3/99	W	2-1	H	4-2
4/3/99	W	8-0	H	5-2
1/29/00	L	2-0	A	5-3
1/29/00	W	4-3	A	6-3
4/13/00	W	5-1	H	7-3
4/13/00	W	4-3	H	8-3
1/27/01	L	1-0	A	8-4
1/27/01	L	5-4	A	8-5
2/25/01	W	2-1	A	9-5
3/10/01	L	3-0	N	9-6
2/8/02	L	6-4	N	9-7
2/5/05	L	4-0	A	9-8
2/6/05	L	5-2	A	9-9
3/19/06	L	5-2	H	9-10

FLORIDA TECH

USF leads series 1-0 | Last Meeting: 1985

Date	W/L/T	Score	Site	Series
4/19/85	W	5-0	H	1-0

FLORIDA SOUTHERN

USF leads series 21-15 | Last Meeting: 1993

Date	W/L/T	Score	Site	Series
4/8/85	W	13-1	A	1-0
4/8/85	W	7-3	A	2-0
4/18/85	W	6-1	H	3-0
4/18/85	W	11-0	H	4-0
1986	W	2-0	A	5-0
1986	W	4-1	A	6-0
1986	W	4-0	H	7-0
1986	W	2-0	H	8-0
1987	W	2-0	A	9-0
1987	W	3-1	A	10-0
1987	L	1-0	H	10-1
1987	W	3-1	H	11-1
1988	L	9-1	H	11-2
1988	L	4-2	H	11-3
1988	W	1-0	A	12-3
1988	L	3-1	A	12-4
4/4/89	L	5-0	A	12-5
4/4/89	L	5-0	A	12-6
4/18/89	L	4-0	H	12-7
4/18/89	W	3-0	H	13-7
2/22/90	L	5-4	A	13-8
4/5/90	L	4-0	A	13-9
4/18/90	W	2-0	H	14-9
4/18/90	L	9-4	H	14-10
1991	W	3-1	A	15-10



ALL-TIME SERIES RECORDS

1991	L	6-5	A	15-11
1991	W	3-1	H	16-11
1991	L	5-4	H	16-12
2/18/92	W	4-1	A	17-12
2/18/92	W	3-1	A	18-12
4/15/92	W	9-1	H	19-12
4/15/92	L	4-2	H	19-13
2/25/93	W	4-0	A	20-13
2/25/93	W	4-1	A	21-13
4/22/93	L	7-2	H	21-14
4/22/93	L	5-1	H	21-15

FLORIDA STATE

Florida State leads series 40-13 | Last Meeting: 2014

Date	W/L/T	Score	Site	Series
2/23/85	L	2-1	H	0-1
2/23/85	W	4-3	H	1-1
3/22/85	L	2-1	A	1-2
4/12/85	L	2-1	A	1-3
4/13/85	W	2-1	A	2-3
4/19/85	L	1-0	H	2-4
4/20/85	L	1-0	H	2-5
1986	L	1-0	H	2-6
1986	L	2-1	H	2-7
1986	L	3-0	N	2-8
1987	W	7-3	H	3-8
1987	L	5-4	N	3-9
1987	W	2-0	A	4-9
1987	L	1-0	A	4-10
1988	L	2-1	H	4-11
1988	L	8-5	H	4-12
1988	L	8-0	H	4-13
1989	L	4-2	A	4-14
1989	L	8-1	A	4-15
1989	L	2-0	N	4-16
3/10/90	L	5-0	H	4-17
4/7/90	L	4-1	H	4-18
4/7/90	L	2-0	H	4-19
1991	L	2-0	H	4-20
1991	W	2-0	H	5-20
1991	L	6-5	N	5-21
1991	L	2-0	N	5-22
3/8/92	L	5-1	H	5-23
3/8/92	L	3-0	H	5-24
3/22/92	L	1-0	N	5-25
2/28/93	L	10-0	A	5-26
2/28/93	L	7-0	A	5-27
5/1/93	L	1-0	N	5-28
5/7/94	L	2-0	N	5-29
5/11/94	L	4-2	H	5-30
5/11/94	L	6-5	H	5-31
4/1/95	L	4-0	A	5-32
4/1/95	W	4-3	A	6-32
5/12/95	W	3-0	N	7-32
5/3/96	L	1-0	H	7-33
5/3/96	W	4-1	H	8-33
5/17/96	L	3-1	N	8-34

5/18/96	L	6-0	N	8-35
5/9/97	W	3-1	A	9-35
5/9/97	W	4-3	A	9-35
10-35 5/6/98	L	2-1	H	10-36
5/6/98	W	3-2	H	11-36
3/6/99	W	2-1	H	12-36
5/6/99	L	2-1	A	12-37
5/6/99	L	5-1	A	12-38
3/18/12	W	2-1	H	13-38
5/17/14	L	2-0 (11)	N	13-39
5/18/14	L	2-1	N	13-40

FORDHAM

USF leads series 4-3 | Last Meeting: 2016

Date	W/L/T	Score	Site	Series
3/15/06	W	5-1	H	1-0
3/11/07	L	3-1	N	1-1
3/16/08	W	7-0	N	2-1
3/6/09	W	2-0	N	3-1
2/18/11	L	1-0	N	3-2
2/14/15	L	6-14	H	3-3
2/19/16	W	11-2 (5)	N	4-3

FRESNO STATE

Fresno State leads series 1-0 | Last Meeting: 1986

Date	W/L/T	Score	Site	Series
1986	L	4-3	N	0-1

FURMAN

USF leads series 7-5 | Last Meeting: 1997

Date	W/L/T	Score	Site	Series
1986	W	2-1	N	1-0
1987	L	6-5	N	1-1
1988	L	6-0	N	1-2
1988	L	2-0	N	1-3
1988	L	2-1	N	1-4
1989	L	8-5	H	1-5
4/20/90	W	7-4	N	2-5
3/20/92	W	3-2	N	3-5
4/17/92	W	5-1	N	4-5
4/17/93	W	2-0	N	5-5
3/18/94	W	5-0	N	6-5
3/15/97	W	8-0	N	7-5

GEORGE MASON

USF leads series 5-0 | Last Meeting: 2008

Date	W/L/T	Score	Site	Series
1987	W	10-1	N	1-0
4/16/93	W	8-2	N	2-0
3/17/06	W	12-2	N	3-0
3/14/07	W	8-0	H	4-0
3/11/08	W	14-5	H	5-0

GEORGETOWN

USF leads series 5-1 | Last Meeting: 2015

Date	W/L/T	Score	Site	Series
3/22/09	W	6-1	H	1-0

3/22/09	W	4-1	H	2-0
5/8/10	W	4-2	A	3-0
5/8/10	W	5-0	A	4-0
5/9/10	L	2-1	A	4-1
3/11/15	W	10-2 (5)	H	5-1

GEORGE WASHINGTON

George Washington leads series 1-0 | Last Meeting: 2009

Date	W/L/T	Score	Site	Series
3/14/09	L	2-1 (8)	N	0-1

GEORGIA

Series tied 1-1 | Last Meeting: 2000

Date	W/L/T	Score	Site	Series
3/7/97	W	5-0	H	1-0
2/6/00	L	9-1	N	1-1

GEORGIA SOUTHERN

USF leads series 8-0 | Last Meeting: 2015

Date	W/L/T	Score	Site	Series
2/27/98	W	3-0	H	1-0
3/10/00	W	6-4	H	2-0
3/13/01	W	1-0	H	3-0
3/13/01	W	3-2	H	4-0
2/19/12	W	2-0	H	5-0
5/17/13	W	1-0 (8)	N	6-0
5/18/13	W	2-1 (9)	N	7-0
2/27/15	W	3-2	H	8-0

GEORGIA STATE

USF leads series 10-4 | Last Meeting: 2017

Date	W/L/T	Score	Site	Series
1985	W	3-1	N	1-0
1986	W	7-0	N	2-0
1986	W	3-0	N	3-0
1987	L	4-3	N	3-1
3/30/90	W	2-0	N	4-1
4/20/90	W	2-0	N	5-1
1991	W	5-2	N	6-1
1991	L	9-5	N	6-2
3/21/92	W	4-3	N	7-2
4/18/92	L	3-2	N	7-3
4/19/92	W	8-3	N	8-3
4/14/96	L	12-7	N	8-4
2/23/01	W	2-1	A	9-4
3/3/17	W	1-0	H	10-4

GEORGIA TECH

USF leads series 16-3 | Last Meeting: 2016

Date	W/L/T	Score	Site	Series
3/4/94	W	1-0	H	1-0
3/4/94	L	8-1	H	1-1
4/16/94	W	2-0	N	2-1
4/9/95	W	2-1	A	3-1
4/9/95	W	1-0	A	4-1
3/19/96	W	1-0	H	5-1
3/19/96	W	3-1	H	6-1

ALL-TIME SERIES RECORDS

4/6/97	W	7-0	A	7-1
4/6/97	W	6-1	A	8-1
4/3/98	W	1-0	H	9-1
4/3/98	W	2-1	H	10-1
2/19/99	W	10-2	H	11-1
5/9/99	W	8-4	A	12-1
5/9/99	W	3-2	A	13-1
3/8/01	W	3-1	N	14-1
3/9/06	L	7-6	N	14-2
2/24/08	W	1-0	H	15-2
5/17/08	L	9-2	N	15-3
3/18/16	W	8-0 (5)	H	16-3

GREEN BAY

USF leads series 2-0 | Last Meeting: 2015

Date	W/L/T	Score	Site	Series
3/12/11	W	5-0	N	1-0
3/14/15	W	11-0	N	2-0

HAMPTON

USF leads series 1-0 | Last Meeting: 2015

Date	W/L/T	Score	Site	Series
2/5/15	W	7-5	H	1-0

HARTFORD

USF leads series 2-0 | Last Meeting: 2015

Date	W/L/T	Score	Site	Series
3/21/12	W	7-1	H	1-0
3/17/15	W	9-0 (5)	H	2-0

HARVARD

USF leads series 1-0 | Last Meeting: 2012

Date	W/L/T	Score	Site	Series
3/4/12	W	4-2	N	1-0

HAWAII

Hawaii leads series 2-1 | Last Meeting: 2001

Date	W/L/T	Score	Site	Series
2/26/99	W	7-2	N	1-0
2/28/99	L	11-0	N	1-1
2/2/01	L	2-1	H	1-2

HOFSTRA

USF leads series 14-7 | Last Meeting: 2017

Date	W/L/T	Score	Site	Series
3/15/92	L	9-7	H	0-1
5/9/94	L	2-1	A	0-2
3/8/96	W	11-0	H	1-2
3/10/98	L	5-4	H	1-3
2/18/01	W	2-0	N	2-3
2/24/01	W	3-0	H	3-3
2/17/03	W	10-2	H	4-3
2/22/03	W	6-2	N	5-3
2/16/04	W	5-0	H	6-3
2/22/04	W	4-3	H	7-3
2/21/05	L	5-4	H	7-4
2/20/06	W	7-5	H	8-4
2/19/07	W	2-0	H	9-4

2/22/08	W	1-0	H	10-4
2/15/09	W	9-2	H	11-4
2/21/10	L	4-1	H	11-5
5/25/12	L	2-1	H	11-6
5/26/12	W	2-1	H	12-6
5/26/12	W	2-1	H	13-6
2/23/14	L	7-1	N	13-7
2/18/17	W	7-5	N	14-7

HOUSTON

USF leads series 17-14 | Last Meeting: 2017

Date	W/L/T	Score	Site	Series
4/7/01	L	5-2	A	0-1
4/7/01	W	4-3	A	1-1
4/8/01	L	5-1	A	1-2
3/2/02	W	4-3	H	2-2
3/2/02	L	14-4	H	2-3
3/3/02	L	6-4	H	2-4
5/3/03	W	2-0	A	3-4
5/3/03	L	7-5	A	3-5
5/4/03	W	5-2	A	4-5
5/8/03	W	1-0	N	5-5
4/24/04	L	7-3	H	5-6
4/24/04	W	3-0	H	6-6
4/25/04	W	2-0	H	7-6
5/15/04	L	7-3	N	7-7
4/23/05	W	5-1	A	8-7
4/23/05	W	1-0	A	9-7
4/24/05	L	3-2	A	9-8
5/12/05	W	2-1	H	10-8
5/13/05	L	4-3	H	10-9
4/18/14	W	6-5	A	11-9
4/18/14	W	4-2	A	12-9
4/19/14	W	5-2	A	13-9
3/22/15	L	4-2	A	13-10
3/22/15	L	2-1	A	13-11
4/1/16	W	4-0	H	14-11
4/2/16	W	6-3	H	15-11
4/3/16	L	5-2	H	15-12
5/13/16	W	4-1	N	16-12
5/5/17	W	3-0	A	17-12
5/6/17	L	3-1	A	17-13
5/7/17	L	5-4 (10)	A	17-14

ILLINOIS

USF leads series 8-4 | Last Meeting: 2017

Date	W/L/T	Score	Site	Series
3/6/03	W	1-0	N	1-0
2/26/05	L	16-6	H	1-1
3/13/05	W	8-7	N	2-1
2/8/08	W	3-0	H	3-1
2/13/09	L	6-4	H	3-2
2/28/09	L	6-0	N	3-3
2/24/12	W	8-0	N	4-3
3/1/13	W	3-2	H	5-3
2/16/14	W	2-1	H	6-3
2/27/15	W	5-2	H	7-3
3/5/16	W	5-4	N	8-3

3/18/17	L	7-3 (8)	N	8-4
---------	---	---------	---	-----

ILLINOIS BENEDICTINE

USF leads series 2-0 | Last Meeting: 1985

Date	W/L/T	Score	Site	Series
4/4/85	W	14-3	H	1-0
4/4/85	W	9-5	H	2-0

ILLINOIS-CHICAGO

USF leads series 8-7 | Last Meeting: 2013

Date	W/L/T	Score	Site	Series
3/18/85	W	Forfeit	H	1-0
3/18/85	W	Forfeit	H	2-0
3/17/93	L	4-3	H	2-1
3/20/93	W	3-2	N	3-1
3/12/96	L	2-1	H	3-2
3/12/96	L	9-7	H	3-3
3/8/97	L	4-3	H	3-4
3/29/98	L	2-1	N	3-5
5/7/01	L	9-2	A	3-6
2/8/03	L	8-6	N	3-7
3/5/04	W	5-4	N	4-7
3/21/06	W	1-0	H	5-7
3/21/06	W	9-1	H	6-7
3/1/08	W	5-2	N	7-7
3/2/13	W	2-1	N	8-7

ILLINOIS STATE

USF leads series 11-2 | Last Meeting: 2017

Date	W/L/T	Score	Site	Series
1989	W	3-1	H	1-0
3/18/95	L	5-2	N	1-1
2/5/05	W	4-1	N	2-1
2/6/09	W	4-0	H	3-1
2/13/10	W	4-3 (10)	H	4-1
2/26/11	W	3-2	H	5-1
2/25/12	W	6-3	N	6-1
2/26/12	W	1-0	H	7-1
2/24/13	L	7-0	N	7-2
2/21/14	W	5-0	N	8-2
2/6/15	W	7-0	H	9-2
2/13/16	W	2-1	H	10-2
2/9/17	W	5-4	H	11-2

INDIANA

USF leads series 11-9 | Last Meeting: 2011

Date	W/L/T	Score	Site	Series
3/10/90	L	6-2	H	0-1
3/13/90	W	7-0	H	1-1
3/13/90	L	5-1	H	1-2
1991	W	2-0	H	2-2
1991	L	4-0	H	2-3
1991	W	7-4	H	3-3
3/11/94	W	7-2	N	4-3
3/16/94	L	3-2	H	4-4
3/10/96	L	7-4	H	4-5
3/13/96	L	6-4	H	4-6
3/13/96	W	10-0	H	5-6

ALL-TIME SERIES RECORDS

2/27/00	W	4-2	H	6-6
2/23/01	W	2-1	H	7-6
2/24/02	W	9-0	H	8-6
2/22/03	W	6-2	H	9-6
2/24/06	L	1-0	H	9-7
2/25/06	W	2-0	H	10-7
3/14/07	L	1-0	H	10-8
3/11/08	W	1-0	H	11-8
2/19/11	L	5-1	N	11-9

INDIANA STATE

USF leads series 1-0 | Last Meeting: 1996

Date	W/L/T	Score	Site	Series
3/8/96	W	1-0	H	1-0

IOWA

USF leads series 7-3 | Last Meeting: 2002

Date	W/L/T	Score	Site	Series
1987	L	1-0	H	0-1
1987	W	4-1	H	1-1
1988	L	3-2	H	1-2
1988	W	8-6	H	2-2
3/9/90	W	6-1	H	3-2
1991	L	3-0	H	3-3
3/11/92	W	4-1	H	4-3
3/6/98	W	4-0	H	5-3
3/8/98	W	3-2	H	6-3
3/20/02	W	5-4	H	7-3

IOWA STATE

USF leads series 6-5 | Last Meeting: 2015

Date	W/L/T	Score	Site	Series
3/15/85	L	1-0	N	0-1
1988	L	2-0	N	0-2
1989	L	8-0	H	0-3
1989	L	4-0	N	0-4
3/14/90	W	3-1	H	1-4
3/18/90	W	4-0	N	2-4
3/12/93	W	5-4	N	3-4
3/18/94	W	2-1	H	4-4
2/29/08	L	3-1	N	4-5
3/15/13	W	6-0	H	5-5
3/13/15	W	2-0	H	6-5

JACKSONVILLE

USF leads series 17-1 | Last Meeting: 2017

Date	W/L/T	Score	Site	Series
1/25/03	W	6-0	A	1-0
1/25/03	W	2-0	A	2-0
2/15/03	W	4-0	H	3-0
3/26/03	W	3-0	H	4-0
3/26/03	W	10-1	H	5-0
2/15/04	W	5-0	H	6-0
5/5/04	W	5-0	A	7-0
2/19/05	W	10-1	H	8-0
3/6/05	W	8-6	H	9-0
2/10/06	W	7-5	H	10-0
2/20/06	W	5-1	H	11-0
3/10/07	L	3-2	N	11-1

3/8/08	W	6-3	N	12-1
3/15/09	W	2-1	N	13-1
2/7/15	W	9-1 (5)	H	14-1
2/24/16	W	9-4	H	15-1
3/15/17	W	9-6	H	16-1
4/12/17	W	5-2	A	17-1

JACKSONVILLE STATE

USF leads series 2-0 | Last Meeting: 2009

Date	W/L/T	Score	Site	Series
4/19/97	W	2-1	N	1-0
2/22/09	W	10-1 (5)	H	2-0

JAMES MADISON

Series tied 2-2 | Last Meeting: 2017

Date	W/L/T	Score	Site	Series
3/13/10	W	7-4	H	1-0
2/23/13	L	1-0	N	1-1
2/22/14	W	3-0	N	2-1
2/17/17	L	5-0	N	2-2

KANSAS

USF leads series 5-3 | Last Meeting: 2016

Date	W/L/T	Score	Site	Series
5/16/97	L	3-2	N	0-1
5/17/97	L	3-1	N	0-2
2/21/98	W	4-3	H	1-2
2/22/98	W	3-0	H	2-2
2/20/99	W	2-0	H	3-2
3/7/14	L	9-3	H	3-3
2/26/16	W	6-5	H	4-3
2/28/16	W	6-0	H	5-3

KENT STATE

USF leads series 4-1 | Last Meeting: 2016

Date	W/L/T	Score	Site	Series
3/21/92	W	2-1	N	1-0
2/25/00	W	4-1	H	2-0
2/25/06	L	2-0	H	2-1
3/17/12	W	1-0	N	3-1
3/19/16	W	4-3	N	4-1

KENTUCKY

Series tied 1-1 | Last Meeting: 2013

Date	W/L/T	Score	Site	Series
2/4/05	W	4-3	N	1-0
3/1/13	L	6-3 (9)	H	1-1

LEHIGH

USF leads series 2-1 | Last Meeting: 2016

Date	W/L/T	Score	Site	Series
3/7/09	L	2-0	N	0-1
3/11/15	W	4-2	H	1-1
3/16/16	W	13-2 (5)	H	2-1

LEWIS UNIVERSITY

Series tied 1-1 | Last Meeting: 1985

Date	W/L/T	Score	Site	Series
3/10/85	L	5-2	H	0-1
3/10/85	W	3-0	H	1-1

LIBERTY

USF leads series 2-0 | Last Meeting: 2013

Date	W/L/T	Score	Site	Series
3/16/01	W	10-0	N	1-0
3/15/13	W	5-0	N	2-0

LONG BEACH STATE

Long Beach State leads series 2-0 | Last Meeting: 2006

Date	W/L/T	Score	Site	Series
2/21/92	L	7-0	N	0-1
3/4/06	L	7-4	N	0-2

LIU-BROOKLYN

USF leads series 8-1 | Last Meeting: 2013

Date	W/L/T	Score	Site	Series
3/6/03	W	9-5	N	1-0
3/6/04	W	4-3	N	2-0
3/11/06	W	3-2	N	3-0
3/13/07	W	6-5	H	4-0
3/21/08	W	1-0	H	5-0
3/21/08	L	1-0	H	5-1
2/11/11	W	5-1	N	6-1
2/11/12	W	10-2	H	7-1
3/16/13	W	5-0	N	8-1

LOUISIANA-LAFAYETTE

Louisiana-Lafayette leads series 6-2 | Last Meeting: 2014

Date	W/L/T	Score	Site	Series
3/23/85	L	1-0	N	0-1
3/23/85	W	7-2	N	1-1
1991	L	8-0	N	1-2
3/21/93	L	3-0	N	1-3
4/24/99	L	8-0	N	1-4
4/25/99	L	11-0	N	1-5
2/22/13	L	3-0	N	1-6
2/22/14	W	8-5	N	2-6

LOUISIANA-MONROE (FORMERLY SE LOUISIANA)

USF leads series 3-0 | Last Meeting: 2001

Date	W/L/T	Score	Site	Series
4/17/92	W	3-2	N	1-0
2/10/01	W	4-3	N	2-0
2/10/01	W	3-0	N	3-0

LSU

LSU leads series 4-0 | Last Meeting: 2012

Date	W/L/T	Score	Site	Series
2/19/00	L	5-4	N	0-1
2/19/00	L	5-0	N	0-2
3/16/08	L	2-1	N	0-3
6/2/12	L	1-0	N	0-4

ALL-TIME SERIES RECORDS

LOUISIANA TECH
Louisiana Tech leads series 10-4 | Last Meeting: 1997

Date	W/L/T	Score	Site	Series
3/30/85	L	3-0	N	0-1
1987	W	3-1	N	1-1
1988	L	1-0	H	1-2
1988	L	8-1	N	1-3
1989	L	4-0	A	1-4
1989	L	3-0	A	1-5
1989	L	1-0	A	1-6
1991	W	2-0	N	2-6
4/18/92	W	1-0	N	3-6
4/19/92	W	4-2	N	4-6
4/17/94	L	3-0	N	4-7
3/7/95	L	4-0	H	4-8
3/7/95	L	6-0	H	4-9
3/14/97	L	3-1	N	4-10

LOUISVILLE
Louisville leads series 27-17 | Last Meeting: 2014

Date	W/L/T	Score	Site	Series
4/15/00	W	2-1	A	1-0
4/15/00	W	2-1	A	2-0
4/16/00	L	2-0	A	2-1
4/14/01	W	7-0	H	3-1
4/14/01	W	9-5	H	4-1
4/15/01	L	4-1	H	4-2
5/12/01	L	2-0	A	4-3
2/16/02	W	3-2	N	5-3
3/30/02	L	2-1	A	5-4
3/30/02	L	8-0	A	5-5
5/9/02	L	7-2	H	5-6
4/18/03	W	7-0	H	6-6
4/18/03	W	2-1	H	7-6
4/19/03	W	3-2	H	8-6
5/10/03	W	7-0	N	9-6
3/13/04	L	3-2	A	9-7
3/13/04	L	9-1	A	9-8
3/14/04	W	8-3	A	10-8
5/13/04	W	1-0	A	11-8
3/19/05	W	6-2	H	12-8
3/19/05	L	3-1	H	12-9
3/20/05	L	1-0	H	12-10
5/12/05	L	5-4	H	12-11
4/15/06	W	2-1	A	13-11
4/15/06	W	4-0	A	14-11
4/7/07	L	2-3	H	14-12
4/7/07	L	5-4	H	14-13
5/11/07	L	5-1	N	14-14
4/26/08	L	11-0	H	14-15
4/26/08	L	3-2	H	14-16
5/9/08	W	2-1	A	15-16
3/20/09	L	5-0	A	15-17
3/20/09	L	5-4 (9)	A	15-18
5/1/10	L	4-0	H	15-19
5/1/10	W	2-1	H	16-19
5/2/10	L	5-0	H	16-20

5/12/11	L	2-0	N	16-21
4/18/12	L	4-1	A	16-22
4/18/12	L	9-0	A	16-23
5/10/13	W	3-0	N	17-23
4/5/14	L	5-1	H	17-24
4/5/14	L	3-0	H	17-25
4/6/14	L	3-1	H	17-26
5/9/14	L	8-0 (5)	N	17-27

LOYOLA MARYMOUNT
Series tied 2-2 | Last Meeting: 2014

Date	W/L/T	Score	Site	Series
3/13/09	W	8-7 (8)	N	1-0
3/5/11	L	11-4	N	1-1
3/3/12	L	6-4	N	1-2
3/1/14	W	10-0	N	2-2

MAINE
USF leads series 26-2 | Last Meeting: 2016

Date	W/L/T	Score	Site	Series
3/15/85	W	2-0	N	1-0
1986	W	16-0	H	2-0
1986	W	10-1	N	3-0
1987	W	6-3	H	4-0
1987	W	3-2	N	5-0
1989	L	2-1	H	5-1
3/9/90	W	1-0	H	6-1
1991	W	7-5	H	7-1
3/15/01	W	7-4	N	8-1
3/20/03	W	1-0	H	9-1
3/20/03	W	4-0	H	10-1
3/9/04	W	7-1	H	11-1
3/1/05	W	1-0	H	12-1
3/1/05	W	1-0	H	13-1
3/6/08	W	5-4	N	14-1
3/3/09	W	7-1	H	15-1
3/3/09	L	1-0	H	15-2
3/10/10	W	5-3	H	16-2
3/10/10	W	7-1	H	17-2
3/8/11	W	8-4	H	18-2
3/8/11	W	9-1	H	19-2
2/10/12	W	8-1	H	20-2
3/12/13	W	11-0	H	21-2
3/2/14	W	8-2	H	22-2
3/4/14	W	8-0	H	23-2
3/3/15	W	7-0	H	24-2
3/10/15	W	8-2	H	25-2
3/16/16	W	9-3	H	26-2

MANHATTAN
USF leads series 2-0 | Last Meeting: 2002

Date	W/L/T	Score	Site	Series
3/13/02	W	9-0	H	1-0
3/13/02	W	4-0	H	2-0

MARIST
USF leads series 2-0 | Last Meeting: 2016

Date	W/L/T	Score	Site	Series
3/16/14	W	8-0	H	1-0
3/21/16	W	9-0 (6)	H	2-0

MARSHALL
USF leads series 9-1 | Last Meeting: 2015

Date	W/L/T	Score	Site	Series
4/15/95	W	3-2	N	1-0
3/10/96	W	8-0	H	2-0
4/19/96	W	1-0	N	3-0
3/8/97	W	4-2	H	4-0
3/11/97	W	1-0	H	5-0
2/14/09	W	5-4	H	6-0
2/11/11	W	8-4	N	7-0
2/8/13	W	8-0	H	8-0
2/20/15	L	6-4	H	8-1
2/21/15	W	18-5	N	9-1

MARYLAND
USF leads series 8-4 | Last Meeting: 2003

Date	W/L/T	Score	Site	Series
4/5/96	W	2-0	A	1-0
4/5/96	W	2-0	A	2-0
3/22/97	W	1-0	H	3-0
3/22/97	W	5-0	H	4-0
4/17/98	W	7-2	A	5-0
4/17/98	W	2-0	A	6-0
2/7/99	L	1-0	H	6-1
5/2/99	L	3-1	H	6-2
5/2/99	L	5-3	H	6-3
2/4/00	L	1-0	H	6-4
2/18/01	W	4-2	H	7-4
2/23/03	W	7-1	H	8-4

UMASS
USF leads series 10-6 | Last Meeting: 2014

Date	W/L/T	Score	Site	Series
1986	W	6-0	N	1-0
5/2/92	L	1-0	N	1-1
5/1/93	L	1-0	A	1-2
5/7/94	L	9-0	N	1-3
5/13/95	W	5-4	A	2-3
3/16/96	L	3-2	N	2-4
3/15/97	W	2-1	N	3-4
3/9/00	W	4-2	H	4-4
3/17/08	L	2-0	H	4-5
3/17/08	W	2-1	H	5-5
3/13/09	W	1-0	N	6-5
3/6/10	L	6-5	H	6-6
3/11/11	W	4-0	H	7-6
3/19/12	W	2-1	H	8-6
3/8/13	W	12-1	H	9-6
3/14/14	W	3-0	H	10-6



ALL-TIME SERIES RECORDS

MCNEESE STATE

McNeese State leads series 1-0 | Last Meeting: 1993

Date	W/L/T	Score	Site	Series
4/17/93	L	1-0	N	0-1

MEMPHIS

USF leads series 12-3 | Last Meeting: 2017

Date	W/L/T	Score	Site	Series
2/8/08	W	7-0	H	1-0
4/26/14	W	2-1	H	2-0
4/26/14	W	12-0 (5)	H	3-0
4/27/14	W	10-0 (5)	H	4-0
5/8/14	W	5-3	N	5-0
4/25/15	W	8-2	H	6-0
4/25/15	L	4-3	H	6-1
4/26/15	L	2-0	H	6-2
4/15/16	W	8-0 (5)	A	7-2
4/16/16	W	3-0	A	8-2
4/17/16	W	7-0	A	9-2
4/21/17	W	4-3 (8)	H	10-2
4/22/17	W	6-0	H	11-2
4/23/17	W	4-2	H	12-2
5/11/17	L	7-0	N	12-3

MERCER

USF leads series 3-1 | Last Meeting: 2015

Date	W/L/T	Score	Site	Series
3/28/98	W	4-2	N	1-0
3/4/04	W	7-1	N	2-0
3/25/06	L	5-3	A	2-1
3/7/15	W	5-3	N	3-1

MIAMI (OHIO)

USF leads series 8-2 | Last Meeting: 2012

Date	W/L/T	Score	Site	Series
1986	W	8-1	H	1-0
1986	L	1-0	N	1-1
1987	W	5-0	N	2-1
3/14/92	W	4-0	H	3-1
3/12/94	W	7-2	H	4-1
3/17/96	W	6-0	N	5-1
2/22/97	W	6-1	H	6-1
2/23/97	W	3-1	H	7-1
2/20/99	W	3-0	H	8-1
3/4/12	L	2-1	N	8-2

MICHIGAN

Michigan leads series 15-9 | Last Meeting: 2017

Date	W/L/T	Score	Site	Series
1989	W	3-2	H	1-0
1989	L	2-0	H	1-1
3/6/90	W	4-3	H	2-1
3/6/90	W	2-1	H	3-1
3/13/94	L	1-0	N	3-2
3/17/96	W	5-3	N	4-2
3/8/97	L	11-0	H	4-3
3/3/98	L	6-2	H	4-4

3/3/98	L	7-3	H	4-5
2/26/00	W	2-1	H	5-5
2/29/00	L	1-0	N	5-6
2/29/00	W	1-0	N	6-6
5/18/01	L	6-2	N	6-7
5/20/01	L	12-5	N	6-8
2/27/02	L	8-0	H	6-9
2/27/02	L	6-2	H	6-10
3/4/05	L	9-0	H	6-11
3/6/11	L	7-2	N	6-12
2/29/12	W	2-0	H	7-12
2/9/13	W	3-2	H	8-12
2/8/14	L	3-2	H	8-13
2/7/15	L	4-3	H	8-14
2/13/16	L	11-2 (5)	H	8-15
2/11/17	W	6-4	H	9-15

MICHIGAN STATE

USF leads series 10-6 | Last Meeting: 2010

Date	W/L/T	Score	Site	Series
1985	W	1-0	N	1-0
1986	W	1-0	N	2-0
1988	L	7-1	H	2-1
1988	W	7-0	H	3-1
3/22/90	W	3-2	H	4-1
3/30/90	W	6-2	N	5-1
1991	W	5-1	H	6-1
1991	W	11-0	H	7-1
3/9/96	L	2-1	H	7-2
3/1/97	W	8-6	H	8-2
3/2/97	L	2-1	H	8-3
3/14/97	L	3-0	N	8-4
3/12/99	L	4-3	H	8-5
2/15/04	L	10-5	H	8-6
3/10/06	W	6-4	N	9-6
2/19/10	W	2-1	H	10-6

MIDDLE TENNESSEE STATE

USF leads series 1-0 | Last Meeting: 1998

Date	W/L/T	Score	Site	Series
3/28/98	W	6-2	N	1-0

MINNESOTA

Minnesota leads series 4-2 | Last Meeting: 2009

Date	W/L/T	Score	Site	Series
2/21/92	L	5-0	N	0-1
2/23/92	L	2-1	N	0-2
3/26/99	W	4-0	H	1-2
3/26/99	W	2-1	H	2-2
3/19/00	L	3-0	H	2-3
2/7/09	L	4-3	H	2-4

MISSISSIPPI

USF leads series 4-3 | Last Meeting: 2017

Date	W/L/T	Score	Site	Series
2/28/97	W	5-4	H	1-0
3/4/97	L	3-1	H	1-1

3/4/04	W	4-1	N	2-1
2/16/08	W	3-0	H	3-1
2/19/11	W	8-0	N	4-1
2/24/17	L	8-0 (6)	N	4-2
2/26/17	L	12-1 (5)	N	4-3

MISSISSIPPI STATE

USF leads series 3-2 | Last Meeting: 2012

Date	W/L/T	Score	Site	Series
3/6/98	W	1-0	H	1-0
3/10/00	W	4-2	H	2-0
2/11/06	L	2-0	H	2-1
2/12/06	L	4-2	H	2-2
2/24/12	W	1-0	N	3-2

MISSOURI

Missouri leads series 4-1 | Last Meeting: 2017

Date	W/L/T	Score	Site	Series
3/10/95	L	9-2	H	0-1
3/19/95	L	3-1	N	0-2
2/7/04	W	4-0	N	1-2
2/26/11	L	4-1	H	1-3
3/18/17	L	13-4 (6)	N	1-4

MOREHEAD STATE

USF leads series 1-0 | Last Meeting: 1997

Date	W/L/T	Score	Site	Series
4/18/97	W	8-0	N	1-0

UNLV

UNLV leads series 3-1 | Last Meeting: 2016

Date	W/L/T	Score	Site	Series
1986	L	4-0	A	0-1
3/2/01	L	2-0	N	0-2
3/2/01	L	5-2	N	0-3
2/26/16	W	9-1 (5)	H	1-3

NEW MEXICO

USF leads series 6-3 | Last Meeting: 1999

Date	W/L/T	Score	Site	Series
3/29/85	W	2-1	N	1-0
1987	L	7-2	A	1-1
1988	L	7-1	A	1-2
1988	W	7-3	A	2-2
3/16/90	W	6-2	N	3-2
3/27/98	W	2-0	N	4-2
3/29/98	W	4-1	N	5-2
3/18/99	L	2-0	H	5-3
3/18/99	W	1-0	H	6-3

NEW MEXICO STATE

USF leads series 6-1 | Last Meeting: 2016

Date	W/L/T	Score	Site	Series
1987	W	6-1	N	1-0
1988	W	7-0	N	2-0
3/16/90	W	6-2	N	3-0
3/4/99	W	4-0	H	4-0

ALL-TIME SERIES RECORDS

2/15/02	W	10-9	N	5-0
3/1/08	L	4-3	N	5-1
3/11/16	W	5-4 (8)	H	6-1

NICHOLLS STATE

USF leads series 10-6 | Last Meeting: 1999

Date	W/L/T	Score	Site	Series
3/22/85	L	2-0	N	0-1
3/22/85	W	3-1	N	1-1
1986	W	3-0	H	2-1
1986	L	2-1	H	2-2
1986	W	4-0	H	3-2
1987	W	9-2	N	4-2
1988	W	2-1	H	5-2
1988	W	3-0	H	6-2
1988	L	4-0	H	6-3
1989	W	3-1	N	7-3
1989	L	2-0	A	7-4
1989	L	7-6	A	7-5
1991	W	3-2	N	8-5
4/19/92	W	4-0	N	9-5
4/15/95	L	4-0	N	9-6
2/6/99	W	1-0	H	10-6

NORTH CAROLINA

Series tied 14-14 | Last Meeting: 2007

Date	W/L/T	Score	Site	Series
1987	L	1-0	N	0-1
1988	W	2-0	H	1-1
1988	W	3-2	N	2-1
1989	L	6-5	H	2-2
3/16/90	L	3-2	N	2-3
1991	W	9-0	N	3-3
3/13/92	L	1-0	H	3-4
3/10/93	W	3-2	H	4-4
3/10/93	L	2-1	H	4-5
3/9/94	L	1-0	H	4-6
3/9/94	L	3-0	H	4-7
4/1/94	L	3-2	A	4-8
4/1/94	L	4-1	A	4-9
3/8/95	W	7-6	H	5-9
3/8/95	L	5-0	H	5-10
3/22/96	L	7-1	A	5-11
3/22/96	W	7-4	A	6-11
5/6/97	W	9-0	A	7-11
5/6/97	W	5-1	A	8-11
3/21/98	W	4-0	H	9-11
3/21/98	W	5-0	H	10-11
4/16/99	L	6-4	A	10-12
4/16/99	L	2-1	A	10-13
3/9/00	W	2-0	H	11-13
2/8/02	W	2-0	N	12-13
2/10/02	W	4-3	N	13-13
5/19/06	W	2-1	N	14-13
3/8/07	L	2-1	N	14-14

UNC GREENSBORO

USF leads series 3-0 | Last Meeting: 2009

Date	W/L/T	Score	Site	Series
4/18/97	W	6-0	N	1-0
5/17/97	W	2-0	N	2-0
2/6/09	W	5-2	H	3-0

NC STATE

USF leads series 5-2 | Last Meeting: 2013

Date	W/L/T	Score	Site	Series
2/21/04	W	2-1	H	1-0
3/7/08	W	4-3	N	2-0
3/7/09	W	2-1	N	3-0
2/20/10	L	4-0	H	3-1
2/13/11	W	8-6	N	4-1
2/15/13	W	1-0	H	5-1
2/16/13	L	2-1	H	5-2

UNC WILMINGTON

USF leads series 5-0 | Last Meeting: 1993

Date	W/L/T	Score	Site	Series
3/5/92	W	5-1	H	1-0
3/5/92	W	11-1	H	2-0
4/19/92	W	10-4	N	3-0
3/3/93	W	10-1	H	4-0
3/26/93	W	8-1	N	5-0

NORTH DAKOTA STATE

USF leads series 2-0 | Last Meeting: 2017

Date	W/L/T	Score	Site	Series
2/20/10	W	7-1	H	1-0
3/17/17	W	7-0	H	2-0

NORTHEAST LOUISIANA

USF leads series 1-0 | Last Meeting: 1985

Date	W/L/T	Score	Site	Series
3/30/85	W	4-2	N	1-0

NORTHERN ILLINOIS

USF leads series 7-2 | Last Meeting: 2012

Date	W/L/T	Score	Site	Series
1989	L	3-2	N	0-1
3/19/94	W	3-2	N	1-1
3/19/00	W	3-0	H	2-1
3/9/02	W	6-1	H	3-1
3/9/04	W	5-4	H	4-1
3/15/06	W	9-1	H	5-1
3/10/07	W	2-0	N	6-1
3/19/10	L	2-1 (8)	H	6-2
3/17/12	W	5-1	N	7-2

NORTHERN IOWA

Series tied 1-1 | Last Meeting: 1997

Date	W/L/T	Score	Site	Series
3/20/92	L	3-2	N	0-1
3/14/97	W	3-0	N	1-1

NORTH FLORIDA

USF leads series 2-0 | Last Meeting: 2016

Date	W/L/T	Score	Site	Series
2/7/09	W	5-1	H	1-0
3/13/16	W	12-1 (5)	H	2-0

NORTHWESTERN

Series tied 5-5 | Last Meeting: 2016

Date	W/L/T	Score	Site	Series
1991	L	2-0	N	0-1
2/14/98	L	3-2	N	0-2
2/14/98	W	1-0	N	1-2
2/5/99	W	7-2	H	2-2
2/2/01	L	2-1	A	2-3
2/1/02	L	6-2	H	2-4
1/31/03	W	3-2	N	3-4
3/16/12	W	2-1	H	4-4
3/7/14	L	7-2	H	4-5
3/22/16	W	3-2	H	5-5

NORTHWESTERN STATE

Northwestern State leads series 1-0 | Last Meeting: 1990

Date	W/L/T	Score	Site	Series
4/20/90	L	1-0	N	0-1

NOTRE DAME

Notre Dame leads series 12-11 | Last Meeting: 2013

Date	W/L/T	Score	Site	Series
3/21/93	W	3-2	N	1-0
3/15/96	W	3-2	N	2-0
2/20/98	W	3-1	H	3-0
2/19/99	L	2-0	H	3-1
2/16/01	L	5-3	H	3-2
2/17/02	L	5-3	N	3-3
2/15/03	W	5-4	H	4-3
2/11/05	W	5-0	N	5-3
2/12/05	L	5-1	N	5-4
4/29/06	L	7-4	H	5-5
4/29/06	W	7-3	H	6-5
4/22/07	W	3-1	A	7-5
4/22/07	W	3-1	A	8-5
4/20/08	W	5-2	H	9-5
4/20/08	W	8-4	H	10-5
3/29/09	L	3-2	H	10-6
3/29/09	L	6-4	H	10-7
4/10/10	L	4-2	A	10-8
4/10/10	L	10-1 (5)	A	10-9
4/11/10	L	2-0	A	10-10
4/27/11	L	1-0	H	10-11
4/27/11	L	5-0	H	10-12
5/11/13	W	1-0 (10)	N	11-12

OAKLAND

USF leads series 2-0 | Last Meeting: 2003

Date	W/L/T	Score	Site	Series
2/27/03	W	8-0	H	1-0
2/27/03	W	6-1	H	2-0

ALL-TIME SERIES RECORDS

OHIO

USF leads series 2-1 | Last Meeting: 2006

Date	W/L/T	Score	Site	Series
3/21/00	W	11-3	H	1-0
3/21/00	L	3-1	H	1-1
3/18/06	W	5-0	N	2-1

OHIO STATE

USF leads series 4-2 | Last Meeting: 2010

Date	W/L/T	Score	Site	Series
1988	W	4-2	N	1-0
3/16/96	W	8-1	N	2-0
2/28/98	W	3-2	H	3-0
3/1/98	L	1-0	H	3-1
5/20/04	W	2-0	N	4-1
3/23/10	L	1-0	H	4-2

OKLAHOMA

Series Tied 3-3 | Last Meeting: 2012

Date	W/L/T	Score	Site	Series
1991	W	3-2	H	1-0
3/14/92	W	5-0	H	2-0
2/7/03	L	4-1	N	2-1
2/8/03	W	5-4	N	3-1
5/16/03	L	8-0	N	3-2
5/31/2012	L	5-1	A	3-3

OKLAHOMA CITY

USF leads series 1-0 | Last Meeting: 1986

Date	W/L/T	Score	Site	Series
1986	W	3-0	N	1-0

OKLAHOMA STATE

Oklahoma State leads series 14-2 | Last Meeting: 2017

Date	W/L/T	Score	Site	Series
1986	L	1-0	N	0-1
1988	L	10-0	N	0-2
3/30/90	L	5-4	N	0-3
3/14/93	L	4-2	N	0-4
3/11/94	L	6-0	H	0-5
3/7/97	L	3-1	H	0-6
3/5/99	W	5-0	H	1-6
3/7/02	L	2-0	H	1-7
3/8/03	L	5-1	N	1-8
2/27/04	L	3-2	N	1-9
3/9/07	L	3-2	N	1-10
3/15/08	L	4-1	N	1-11
3/20/10	L	8-0 (6)	H	1-12
3/19/11	L	9-5	N	1-13
2/20/16	L	12-3 (5)	N	1-14
2/18/17	W	12-4 (6)	N	2-14

OREGON

Oregon leads series 2-0 | Last Meeting: 2004

Date	W/L/T	Score	Site	Series
5/21/04	L	12-0	N	0-1
5/22/04	L	2-1	N	0-2

OREGON STATE

Series tied 2-2 | Last Meeting: 2003

Date	W/L/T	Score	Site	Series
3/4/01	W	3-2	N	1-0
3/4/01	L	6-0	N	1-1
5/17/01	W	2-1	N	2-1
5/16/03	L	8-0	N	2-2

ORLANDO REBELS

USF leads series 1-0 | Last Meeting: 1985

Date	W/L/T	Score	Site	Series
3/9/85	W	1-0	H	1-0

PACIFIC

USF leads series 1-0 | Last Meeting: 2009

Date	W/L/T	Score	Site	Series
2/28/09	W	5-3	N	1-0

PENN

Series tied 1-1 | Last Meeting: 2017

Date	W/L/T	Score	Site	Series
3/12/14	W	1-0	H	1-0
3/8/17	L	3-2	H	1-1

PENN STATE

USF leads series 17-7 | Last Meeting: 2012

Date	W/L/T	Score	Site	Series
3/8/85	L	3-2	N	0-1
1986	W	9-0	H	1-1
1986	W	3-0	H	2-1
1987	W	2-0	H	3-1
1987	W	6-5	H	4-1
1988	W	4-3	H	5-1
1988	W	3-2	H	6-1
3/10/92	W	2-0	H	7-1
3/10/92	L	4-2	H	7-2
3/9/93	W	8-5	H	8-2
3/8/94	W	5-2	H	9-2
3/8/94	W	3-2	H	10-2
3/6/95	W	3-1	H	11-2
3/10/95	L	8-7	H	11-3
3/4/96	W	2-0	H	12-3
3/12/97	W	2-0	N	13-3
3/11/00	L	4-0	N	13-4
3/8/01	W	3-2	H	14-4
3/5/02	L	3-1	H	14-5
3/5/02	L	3-1	H	14-6
3/11/05	W	3-2	N	15-6
3/9/08	W	2-0	N	16-6
3/7/10	L	4-2 (10)	H	16-7
3/9/12	W	7-0	N	17-7

PITTSBURGH

USF leads series 17-5 | Last Meeting: 2014

Date	W/L/T	Score	Site	Series
2/24/01	W	4-0	A	1-0
2/20/04	W	10-0	H	2-0
3/4/05	L	4-3	H	2-1

4/21/06	W	5-0	H	3-1
4/21/06	W	8-0	H	4-1
5/13/06	L	2-1	N	4-2
3/10/07	L	2-1	N	4-3
4/13/07	W	5-2	A	5-3
4/13/07	W	4-0	A	6-3
4/11/08	W	1-0	H	7-3
4/11/08	W	2-1	H	8-3
5/3/09	W	9-4	A	9-3
5/3/09	L	8-0 (5)	A	9-4
4/21/10	L	1-0 (10)	H	9-5
4/21/10	W	5-1	H	10-5
3/31/12	W	5-0	A	11-5
3/31/12	W	4-0	A	12-5
4/1/12	W	3-2	A	13-5
4/6/13	W	10-0	A	14-5
4/6/13	W	7-1	A	15-5
4/7/13	W	5-0	A	16-5
2/15/14	W	5-1	H	17-5

PORTLAND STATE

USF leads series 1-0 | Last Meeting: 2015

Date	W/L/T	Score	Site	Series
3/6/15	W	7-1	H	1-0

PRINCETON

USF leads series 3-2 | Last Meeting: 2007

Date	W/L/T	Score	Site	Series
3/20/94	L	4-2	N	0-1
3/17/99	W	1-0	H	1-1
3/17/99	W	9-5	H	2-1
3/21/07	W	5-0	H	3-1
3/21/07	L	3-1	H	3-2

PROVIDENCE

USF leads series 18-1 | Last Meeting: 2014

Date	W/L/T	Score	Site	Series
4/9/06	W	8-3	A	1-0
4/9/06	W	3-2	A	2-0
4/27/07	W	3-1	H	3-0
4/27/07	W	6-2	H	4-0
5/3/08	W	5-4	A	5-0
5/3/08	W	5-1	A	6-0
5/8/08	W	8-6	N	7-0
4/24/09	W	6-1	H	8-0
4/24/09	W	5-4	H	9-0
4/17/10	W	2-1	A	10-0
4/17/10	L	6-3	A	10-1
4/18/10	W	3-1	A	11-1
4/11/12	W	5-0	H	12-1
4/11/12	W	5-0	H	13-1
4/13/13	W	10-0	H	14-1
4/13/13	W	8-0	H	15-1
4/14/13	W	5-0	H	16-1
5/9/13	W	3-0	N	17-1
3/12/14	W	2-1	H	18-1

ALL-TIME SERIES RECORDS

PURDUE
Purdue leads series 4-3 | Last Meeting: 2017

Date	W/L/T	Score	Site	Series
3/17/00	L	4-3	H	0-1
3/8/02	L	9-6	H	0-2
3/5/04	W	8-0	N	1-2
3/17/06	L	5-0	N	1-3
3/14/08	W	2-1	N	2-3
3/4/16	W	5-0	H	3-3
3/10/17	L	2-0	H	3-4

QUINNIPIAC
USF leads series 5-0 | Last Meeting: 2013

Date	W/L/T	Score	Site	Series
3/14/02	W	9-1	H	1-0
3/14/02	W	8-0	H	2-0
3/13/07	W	2-0	H	3-0
3/7/10	W	1-0	H	4-0
3/12/13	W	7-4	H	5-0

RADFORD
USF leads series 3-0 | Last Meeting: 2004

Date	W/L/T	Score	Site	Series
2/21/03	W	6-1	H	1-0
3/16/04	W	6-1	H	2-0
3/16/04	W	5-0	H	3-0

RHODE ISLAND
USF leads series 6-0 | Last Meeting: 2013

Date	W/L/T	Score	Site	Series
2/17/03	W	7-1	N	1-0
2/20/04	W	8-0	H	2-0
3/20/07	W	5-0	H	3-0
3/20/07	W	10-1	H	4-0
2/20/09	W	7-1	H	5-0
3/16/13	W	3-0	N	6-0

RIDER
USF leads series 2-0 | Last Meeting: 1985

Date	W/L/T	Score	Site	Series
4/3/85	W	1-0	H	1-0
4/3/85	W	3-0	H	2-0

ROBERT MORRIS
USF leads series 10-1 | Last Meeting: 2007

Date	W/L/T	Score	Site	Series
3/13/92	W	7-3	H	1-0
3/12/93	L	6-4	N	1-1
3/5/94	W	4-0	H	2-1
3/5/94	W	2-1	H	3-1
3/4/95	W	5-1	H	4-1
3/4/95	W	4-0	H	5-1
3/6/96	W	4-0	H	6-1
2/28/97	W	9-0	H	7-1
3/2/97	W	8-0	H	8-1
3/6/07	W	4-1	H	9-1
3/6/07	W	3-0	H	10-1

RUTGERS
USF leads series 16-3 | Last Meeting: 2013

Date	W/L/T	Score	Site	Series
1986	W	2-0	H	1-0
1988	W	5-3	N	2-0
3/15/01	W	2-1	N	3-0
3/18/01	L	6-2	N	3-1
3/10/05	W	4-0	N	4-1
5/7/06	L	2-1	A	4-2
5/7/06	W	2-1	A	5-2
3/30/07	W	8-4	H	6-2
3/20/07	W	4-3	H	7-2
4/5/08	W	9-1	A	8-2
4/5/08	W	5-2	A	9-2
3/18/09	W	7-3	H	10-2
3/18/09	W	6-5	H	11-2
3/24/12	W	9-0	H	12-2
3/24/12	W	11-0	H	13-2
3/25/12	W	1-0	H	14-2
3/23/13	W	11-3	H	15-2
3/23/13	L	3-2	H	15-3
3/24/13	W	4-3	H	16-3

SACRED HEART
Series tied 1-1 | Last Meeting: 1985

Date	W/L/T	Score	Site	Series
3/12/85	W	6-0	H	1-0
3/12/85	L	1-0	H	1-1

ST. BONAVENTURE
USF leads series 3-0 | Last Meeting: 2014

Date	W/L/T	Score	Site	Series
3/2/05	W	6-2	H	1-0
3/2/05	W	2-1	H	2-0
3/1/14	W	8-0	N	3-0

ST. JOHN'S
USF leads series 20-1 | Last Meeting: 2015

Date	W/L/T	Score	Site	Series
3/20/90	W	9-1	H	1-0
3/20/90	W	4-0	H	2-0
1991	W	4-3	H	3-0
1991	W	7-1	H	4-0
2/22/96	W	10-2	H	5-0
2/22/96	W	9-0	H	6-0
4/2/06	W	2-0	H	7-0
4/2/06	W	3-2	H	8-0
5/5/07	W	3-1	A	9-0
5/5/07	W	8-7	A	10-0
3/28/08	W	2-1	H	11-0
3/28/08	W	8-0	H	12-0
4/18/09	W	7-2	A	13-0
4/18/09	L	2-0	A	13-1
3/27/11	W	10-2	A	14-1
4/6/12	W	5-2	H	15-1
4/6/12	W	9-1	H	16-1
4/7/12	W	6-0	H	17-1
4/3/13	W	4-0	H	18-1

4/3/13	W	5-2	H	19-1
2/13/15	W	4-2	H	20-1

ST. JOSEPH'S
USF leads series 4-0 | Last Meeting: 2017

Date	W/L/T	Score	Site	Series
3/7/08	W	5-1	N	1-0
3/13/10	W	5-4	H	2-0
3/9/14	W	5-0	H	3-0
3/10/17	W	11-9 (11)	H	4-0

ST. LEO
USF leads series 4-0 | Last Meeting: 1989

Date	W/L/T	Score	Site	Series
1988	W	5-0	H	1-0
1988	W	9-1	H	2-0
1989	W	9-8	H	3-0
1989	W	11-4	H	4-0

SAINT LOUIS
USF leads series 17-1 | Last Meeting: 2005

Date	W/L/T	Score	Site	Series
4/1/00	W	9-1	H	1-0
4/1/00	W	8-0	H	2-0
4/2/00	W	8-0	H	3-0
4/11/00	W	6-0	N	4-0
3/24/01	L	4-3	A	4-1
3/24/01	W	8-0	A	5-1
3/25/01	W	9-0	A	6-1
4/27/02	W	1-0	H	7-1
4/27/02	W	10-1	H	8-1
4/28/02	W	7-6	H	9-1
4/5/03	W	3-1	A	10-1
4/5/03	W	5-4	A	11-1
4/3/04	W	7-0	A	12-1
4/3/04	W	8-2	A	13-1
4/4/04	W	11-0	A	14-1
5/7/05	W	7-0	A	15-1
5/7/05	W	12-1	A	16-1
5/8/05	W	9-1	A	17-1

ST. MARY'S
USF leads series 1-0 | Last Meeting: 1992

Date	W/L/T	Score	Site	Series
2/22/92	W	7-0	N	1-0

SAMFORD
USF leads series 4-1 | Last Meeting: 2013

Date	W/L/T	Score	Site	Series
3/31/90	W	4-0	N	1-0
1991	L	2-1	H	1-1
1991	W	6-4	N	2-1
4/18/93	W	1-0	N	3-1
2/9/13	W	3-0	H	4-1

ALL-TIME SERIES RECORDS

SAM HOUSTON STATE

USF leads series 3-1 | Last Meeting: 2006

Date	W/L/T	Score	Site	Series
3/11/95	W	5-2	H	1-0
1/31/03	W	6-2	H	2-0
3/3/06	W	2-1	N	3-0
3/5/06	L	3-0	N	3-1

SAN DIEGO STATE

USF leads series 1-0 | Last Meeting: 1992

Date	W/L/T	Score	Site	Series
2/20/92	W	2-1	A	1-0

SETON HALL

USF leads series 16-3 | Last Meeting: 2013

Date	W/L/T	Score	Site	Series
3/16/00	W	5-0	H	1-0
2/24/02	L	4-3	H	1-1
2/21/03	W	2-1	H	2-1
2/19/05	W	11-2	H	3-1
3/31/06	W	5-3	H	4-1
3/31/06	W	5-2	H	5-1
5/6/07	W	6-5	A	6-1
5/6/07	W	9-1	A	7-1
3/30/08	W	3-0	H	8-1
3/30/08	W	9-1	H	9-1
4/19/09	L	11-7	A	9-2
4/19/09	W	10-4	A	10-2
4/2/10	W	7-0	H	11-2
4/2/10	W	3-2	H	12-2
4/3/10	W	8-0 (5)	H	13-2
4/16/11	L	3-1	A	13-3
4/16/11	W	9-1	A	14-3
4/17/11	W	17-0	A	15-3
4/23/13	W	6-3	A	16-3

SIENA

USF leads series 4-0 | Last Meeting: 2006

Date	W/L/T	Score	Site	Series
2/24/06	W	7-2	H	1-0
2/26/06	W	13-1	H	2-0
3/24/06	W	8-0	N	3-0
3/26/06	W	8-0	N	4-0

SOUTH CAROLINA

South Carolina leads series 23-10 | Last Meeting: 2016

Date	W/L/T	Score	Site	Series
4/13/85	L	6-0	N	0-1
4/13/85	L	3-2	N	0-2
1986	W	1-0	A	1-2
1987	W	1-0	H	2-2
1987	L	3-1	H	2-3
1987	L	1-0	A	2-4
1988	L	2-0	H	2-5
1988	L	6-0	H	2-6
1989	L	2-0	H	2-7
1989	W	3-2	H	3-7
1989	L	3-0	N	3-8

4/28/90	W	1-0	N	4-8
4/28/90	L	3-2	N	4-9
1991	L	4-2	H	4-10
1991	L	5-1	N	4-11
1991	L	1-0	A	4-12
3/27/93	W	8-2	N	5-12
3/13/94	W	1-0	H	6-12
4/15/94	L	3-1	N	6-13
3/12/95	L	7-0	H	6-14
4/16/95	W	3-2	N	7-14
5/12/95	L	11-2	N	7-15
5/13/95	L	3-0	N	7-16
3/6/99	L	4-3	H	7-17
2/25/00	L	9-1	H	7-18
3/11/00	L	9-1	N	7-19
2/17/01	L	7-0	H	7-20
3/8/13	W	5-3	H	8-20
5/16/14	W	6-0	N	9-20
5/17/14	W	3-2	N	10-20
2/12/16	L	7-1	H	10-21
5/20/16	L	2-0	N	10-22
5/21/16	L	6-0	N	10-23

USC-UPSTATE

USF leads series 1-0 | Last Meeting: 2016

Date	W/L/T	Score	Site	Series
3/11/16	W	8-6	H	1-0

SOUTH DAKOTA

USF leads series 1-0 | Last Meeting: 2016

Date	W/L/T	Score	Site	Series
3/12/16	W	7-0	N	1-0

SOUTHERN ILLINOIS

USF leads series 7-4 | Last Meeting: 2013

Date	W/L/T	Score	Site	Series
1988	L	1-0	N	0-1
1991	W	8-0	N	1-1
3/16/93	W	6-3	H	2-1
3/16/93	W	2-1	H	3-1
3/15/94	W	3-1	H	4-1
3/15/94	W	1-0	H	5-1
3/14/95	L	3-2	H	5-2
3/14/95	L	14-11	H	5-3
3/17/00	W	2-0	H	6-3
3/18/00	W	3-2	H	7-3
2/22/13	L	5-4	N	7-4

SOUTHERN MISS

USF leads series 14-12 | Last Meeting: 2005

Date	W/L/T	Score	Site	Series
1985	W	2-0	N	1-0
1986	W	4-0	N	2-0
1988	W	4-0	N	3-0
4/23/99	L	1-0	N	3-1
4/24/99	L	8-0	N	3-2
4/6/00	L	9-0	A	3-3
4/6/00	L	10-2	A	3-4

4/7/00	L	5-2	A	3-5
4/12/00	L	3-0	A	3-6
4/28/01	W	3-2	H	4-6
4/28/01	W	2-1	H	5-6
4/29/01	L	2-1	H	5-7
5/11/01	L	1-0	N	5-8
3/23/02	W	6-2	H	6-8
3/23/02	L	4-0	H	6-9
3/24/02	W	4-1	H	7-9
5/10/02	L	7-4	H	7-10
3/22/03	L	2-1	A	7-11
3/22/03	L	10-9	A	7-12
3/23/03	W	7-0	A	8-12
3/20/04	W	5-3	H	9-12
3/20/04	W	6-3	H	10-12
3/21/04	W	7-2	H	11-12
3/25/05	W	13-4	A	12-12
3/25/05	W	9-1	A	13-12
3/26/05	W	8-1	A	14-12

SOUTH UTAH STATE

USF leads series 1-0 | Last Meeting: 1986

Date	W/L/T	Score	Site	Series
1986	W	2-0	N	1-0

SOUTHWEST MISSOURI STATE

USF leads series 5-0 | Last Meeting: 1989

Date	W/L/T	Score	Site	Series
1985	W	2-0	N	1-0
3/31/85	W	1-0	N	2-0
1988	W	3-2	N	3-0
1989	W	3-2	H	4-0
1989	W	6-3	H	5-0

STANFORD

Series tied 3-3 | Last Meeting: 2014

Date	W/L/T	Score	Site	Series
3/31/85	W	3-0	N	1-0
3/9/01	L	2-0	H	1-1
3/7/03	L	1-0	N	1-2
2/28/04	W	8-0	N	2-2
2/20/05	L	6-4	H	2-3
2/28/14	W	3-2	H	3-3

STEPHEN F. AUSTIN

USF leads series 2-0 | Last Meeting: 1986

Date	W/L/T	Score	Site	Series
1986	W	4-1	H	1-0
1986	W	5-1	H	2-0

STETSON

USF leads series 44-7 | Last Meeting: 2017

Date	W/L/T	Score	Site	Series
4/15/85	W	5-0	H	1-0
4/15/85	W	3-1	H	2-0
4/3/90	W	6-4	H	3-0
4/3/90	W	9-0	H	4-0
1991	W	6-3	H	5-0

ALL-TIME SERIES RECORDS

1991	W	1-0	Ho	6-0
2/15/92	W	5-0	H	7-0
2/15/92	W	10-0	H	8-0
2/22/94	W	6-1	H	9-0
2/22/94	W	9-0	H	10-0
4/20/94	W	4-1	A	11-0
4/20/94	W	8-0	A	12-0
2/28/95	W	2-0	A	13-0
2/28/95	W	8-0	A	14-0
4/19/95	W	3-2	H	15-0
4/19/95	W	3-0	H	16-0
2/29/96	W	3-1	A	17-0
2/29/96	W	6-1	A	18-0
4/12/96	W	10-1	H	19-0
4/12/96	W	5-0	H	20-0
2/16/97	W	3-1	A	21-0
2/16/97	W	7-5	A	22-0
4/16/97	W	1-0	H	23-0
4/16/97	W	6-0	H	24-0
2/15/98	W	3-0	N	25-0
4/15/98	W	1-0	H	26-0
4/15/98	W	3-0	H	27-0
2/14/99	W	8-6	N	28-0
4/20/99	W	3-2	A	29-0
4/20/99	W	1-0	A	30-0
2/11/00	L	1-0	N	30-1
2/12/00	W	9-2	N	31-1
4/26/00	L	8-0	H	31-2
4/26/00	W	3-2	H	32-2
2/9/01	W	2-0	N	33-2
4/18/01	L	1-0	A	33-3
4/18/01	W	2-1	A	34-3
4/17/02	W	4-0	H	35-3
4/24/03	W	4-0	A	36-3
4/24/03	W	4-3	A	37-3
5/9/04	W	4-1	H	38-3
5/9/04	W	4-3	H	39-3
4/6/05	L	2-0	A	39-4
4/6/05	L	8-7	A	39-5
4/5/06	W	5-0	H	40-5
4/5/06	W	9-0	H	41-5
3/27/07	W	1-0	A	42-5
3/27/07	L	2-1	A	42-6
4/23/08	W	6-5	H	43-6
4/23/08	L	8-0	H	43-7
2/26/17	W	6-3	H	44-7

SYRACUSE

USF leads series 11-5 | Last Meeting: 2017

Date	W/L/T	Score	Site	Series
3/18/00	W	4-2	H	1-0
4/23/06	W	3-1	H	2-0
4/23/06	L	1-0	H	2-1
4/13/08	W	5-4	H	3-1
4/13/08	W	1-0	H	4-1
5/7/09	W	5-4 (9)	N	5-1
4/2/11	W	3-1	H	6-1

4/2/11	W	7-3	H	7-1
4/3/11	W	4-0	H	8-1
5/5/12	L	2-0	A	8-2
5/5/12	W	4-3 (8)	A	9-2
5/5/12	L	7-0	A	9-3
4/27/13	W	3-2	H	10-3
4/27/13	L	4-1	H	10-4
4/28/13	W	2-1 (8)	H	11-4
3/3/17	L	2-1	H	11-5

TAMPA

USF leads series 11-0 | Last Meeting: 1993

Date	W/L/T	Score	Site	Series
1987	W	7-0	H	1-0
1988	W	11-10	H	2-0
1988	W	8-3	H	3-0
4/10/90	W	5-4	H	4-0
4/10/90	W	9-2	H	5-0
1991	W	2-1	H	6-0
1991	W	12-2	H	7-0
2/25/92	W	4-1	H	8-0
2/25/92	W	14-1	H	9-0
2/23/93	W	9-1	H	10-0
2/23/93	W	6-2	H	11-0

TEMPLE

USF leads series 22-2 | Last Meeting: 2014

Date	W/L/T	Score	Site	Series
3/8/85	W	3-2	N	1-0
3/9/85	W	3-2	N	2-0
1988	W	5-3	H	3-0
3/12/94	W	3-0	N	4-0
3/7/97	W	11-7	H	5-0
3/10/98	W	3-0	H	6-0
3/13/99	W	8-0	H	7-0
3/13/99	W	3-0	H	8-0
3/5/00	W	5-0	N	9-0
3/5/00	L	2-0	N	9-1
3/6/01	W	4-3	H	10-1
3/6/01	W	4-0	H	11-1
3/12/02	W	10-6	H	12-1
3/12/02	W	2-1	H	13-1
3/12/03	W	6-1	H	14-1
3/10/04	W	12-1	H	15-1
2/26/05	W	10-2	H	16-1
3/8/05	W	13-5	H	17-1
2/18/06	W	11-4	H	18-1
2/27/11	L	8-2	H	18-2
5/3/14	W	8-0 (5)	A	19-2
5/3/14	W	3-1	A	20-2
5/4/14	W	12-0	A	21-2
5/4/14	W	7-1	A	22-2

TENNESSEE

Tennessee leads series 10-9-1 | Last Meeting: 2016

Date	W/L/T	Score	Site	Series
2/22/97	W	7-0	H	1-0
2/23/97	W	2-0	H	2-0
4/19/97	W	3-2	A	3-0
4/20/97	W	3-2	A	4-0
3/25/98	W	6-0	H	5-0
3/25/98	W	8-0	H	6-0
2/21/99	W	3-0	H	7-0
2/27/99	L	1-0	N	7-1
2/27/99	L	10-7	N	7-2
4/23/99	L	9-8	A	7-3
4/25/99	W	5-2	A	8-3
2/4/00	L	5-4	H	8-4
2/1/02	L	4-3	H	8-5
2/3/02	T	4-4	H	8-5-1
3/11/06	L	8-0	N	8-6-1
2/17/08	W	4-1	H	9-6-1
2/16/13	L	11-0	H	9-7-1
2/15/14	L	3-2	H	9-8-1
2/14/15	L	9-1	H	9-9-1
2/20/16	L	6-4	N	9-10-1

TENNESSEE TECH

USF leads series 4-1 | Last Meeting: 2005

Date	W/L/T	Score	Site	Series
1987	W	11-2	N	1-0
4/17/94	L	2-0	N	1-1
3/9/01	W	10-6	N	2-1
3/18/01	W	3-2	N	3-1
3/10/05	W	8-3	N	4-1

TEXAS

Texas leads series 5-0 | Last Meeting: 2000

Date	W/L/T	Score	Site	Series
3/8/98	L	1-0	H	0-1
5/17/98	L	1-0	N	0-2
5/18/98	L	4-2	N	0-3
2/18/00	L	5-0	A	0-4
2/20/00	L	7-2	A	0-5

TEXAS A&M

Texas A&M leads series 5-0 | Last Meeting: 2011

Date	W/L/T	Score	Site	Series
3/29/85	L	3-0	A	0-1
1987	L	7-2	N	0-2
4/16/93	L	10-5	N	0-3
3/19/94	L	2-0	N	0-4
3/18/11	L	10-2	H	0-5

TEXAS STATE

Texas State leads series 1-0 | Last Meeting: 2016

Date	W/L/T	Score	Site	Series
3/4/16	L	8-2	H	0-1



ALL-TIME SERIES RECORDS

TEXAS TECH

USF leads series 1-0 | Last Meeting: 2009

Date	W/L/T	Score	Site	Series
2/27/09	W	15-9	N	1-0

TOLEDO

USF leads series 12-2 | Last Meeting: 2015

Date	W/L/T	Score	Site	Series
1986	W	2-0	N	1-0
1986	W	5-0	H	2-0
1986	W	5-1	H	3-0
1987	W	4-2	N	4-0
1987	W	7-3	N	5-0
1987	L	5-3	H	5-1
1987	W	5-4	H	6-1
1991	W	3-1	N	7-1
3/19/93	W	5-1	N	8-1
3/21/10	W	7-4	H	9-1
3/11/11	L	5-4	H	9-2
3/11/12	W	2-0	H	10-2
3/2/13	W	8-2	H	11-2
3/7/15	W	5-0	N	12-2

TOWSON

USF leads series 3-2 | Last Meeting: 2017

Date	W/L/T	Score	Site	Series
3/22/06	W	3-0	H	1-0
3/22/06	W	3-0	H	2-0
3/21/10	L	8-7	H	2-1
3/14/15	L	3-0	N	2-2
3/4/17	W	9-3	N	3-2

TROY

USF leads series 5-1 | Last Meeting: 2006

Date	W/L/T	Score	Site	Series
5/18/96	W	6-5	N	1-0
3/23/98	W	1-0	N	2-0
3/28/00	W	1-0	H	3-0
3/18/06	W	1-0	N	4-0
3/24/06	W	2-0	N	5-0
3/25/06	L	17-5	N	5-1

TULSA

USF leads series 6-5 | Last Meeting: 2017

Date	W/L/T	Score	Site	Series
2/22/04	W	3-2	H	1-0
3/28/15	W	8-7 (10)	H	2-0
3/28/15	W	7-6	H	3-0
3/29/15	L	1-0	H	3-1
4/22/16	W	2-0	A	4-1
4/23/16	W	9-6	A	5-1
4/24/16	W	5-2	A	6-1
5/14/16	L	4-0	A	6-2
3/24/17	L	5-0	H	6-3
3/25/17	L	7-3	H	6-4
3/26/17	L	5-0	H	6-5

UTAH

USF leads series 4-1 | Last Meeting: 2016

Date	W/L/T	Score	Site	Series
3/25/85	W	3-0	N	1-0
1986	L	2-0	N	1-1
3/9/14	W	7-4	H	2-1
3/9/16	W	6-1	H	3-1
3/9/16	W	9-1 (6)	H	4-1

VILLANOVA

USF leads series 15-6 | Last Meeting: 2017

Date	W/L/T	Score	Site	Series
1989	W	5-4	H	1-0
1989	W	5-1	H	2-0
5/6/06	W	2-0	A	3-0
5/6/06	W	7-1	A	4-0
4/1/07	L	2-1	H	4-1
4/1/07	W	3-1	H	5-1
4/6/08	W	9-5	A	6-1
4/6/08	L	2-1	A	6-2
3/8/09	W	4-2	N	7-2
3/28/09	W	2-1	H	8-2
3/28/09	L	8-0 (6)	H	8-3
4/28/10	L	8-5	A	8-4
4/28/10	L	6-1	A	8-5
4/28/12	W	2-1	H	9-5
4/28/12	W	4-0	H	10-5
4/29/12	W	3-2	H	11-5
3/27/13	W	8-2	A	12-5
3/28/13	W	1-0	A	13-5
3/28/13	W	3-0	A	14-5
3/2/14	W	8-0	H	15-5
3/5/17	L	5-0	H	15-6

VIRGINIA

USF leads series 16-6 | Last Meeting: 2007

Date	W/L/T	Score	Site	Series
1986	W	4-1	N	1-0
1987	W	1-0	H	2-0
1988	L	4-3	H	2-1
1989	L	2-0	N	2-2
3/8/90	W	9-4	H	3-2
1991	W	2-0	H	4-2
1991	W	7-3	H	5-2
3/13/93	L	3-1	H	5-3
3/20/93	L	4-3	N	5-4
4/3/94	W	3-2	A	6-4
4/3/94	W	7-2	A	7-4
3/15/95	L	3-2	H	7-5
3/15/95	L	2-0	H	7-6
4/7/96	W	4-0	A	8-6
4/7/96	W	13-2	A	9-6
4/4/97	W	4-1	H	10-6
4/4/97	W	3-2	H	11-6
4/19/98	W	2-1	A	12-6
4/20/98	W	2-1	A	13-6
3/20/99	W	7-0	H	14-6
3/20/99	W	1-0	H	15-6

2/11/07	W	4-2	H	16-6
---------	---	-----	---	------

VIRGINIA TECH

USF leads series 3-2 | Last Meeting: 2016

Date	W/L/T	Score	Site	Series
3/8/02	L	5-2	H	0-1
3/2/08	W	6-1	N	1-1
3/6/09	W	7-3	N	2-1
3/9/12	W	2-0	H	3-1
2/12/16	L	6-3	H	3-2

WAGNER

USF leads series 10-0 | Last Meeting: 2015

Date	W/L/T	Score	Site	Series
3/11/03	W	8-0	H	1-0
3/13/03	W	7-0	H	2-0
3/17/04	W	9-0	H	3-0
3/17/04	W	5-0	H	4-0
2/25/05	W	9-0	H	5-0
3/8/07	W	4-0	N	6-0
3/6/10	W	10-0	H	7-0
3/9/13	W	5-0	N	8-0
3/16/14	W	6-1	H	9-0
3/5/15	W	1-0	H	10-0

WASHINGTON

Washington leads series 2-1 | Last Meeting: 2007

Date	W/L/T	Score	Site	Series
2/18/00	L	10-0	N	0-1
2/17/01	W	4-3	A	1-1
2/18/07	L	2-1	H	1-2

WESTERN ILLINOIS

USF leads series 6-3 | Last Meeting: 1996

Date	W/L/T	Score	Site	Series
1986	W	2-0	N	1-0
1987	W	7-6	H	2-0
1987	W	6-1	H	3-0
1987	W	10-5	H	4-0
1989	L	6-3	H	4-1
1991	L	4-3	H	4-2
1991	W	1-0	H	5-2
3/17/95	L	3-1	N	5-3
3/15/96	W	4-2	N	6-3

WESTERN KENTUCKY

Series tied 2-2 | Last Meeting: 2007

Date	W/L/T	Score	Site	Series
2/10/06	L	2-1	H	0-1
2/11/06	W	11-3	H	1-1
2/09/07	W	1-0	H	2-1
2/11/07	L	4-3	H	2-2

ALL-TIME SERIES RECORDS

WESTERN MICHIGAN

USF leads series 6-2 | Last Meeting: 2014

Date	W/L/T	Score	Site	Series
1989	L	9-5	H	0-1
3/12/95	W	4-2	H	1-1
3/7/98	W	8-4	H	2-1
3/6/99	W	1-0	H	3-1
3/8/03	W	7-1	N	4-1
3/9/07	L	8-3	N	4-2
3/2/11	W	8-0	H	5-2
3/4/14	W	7-0	H	6-2

WEST FLORIDA

USF leads series 6-2 | Last Meeting: 1993

Date	W/L/T	Score	Site	Series
1987	W	1-0	H	1-0
1987	L	3-1	H	1-1
1989	W	2-1	H	2-1
1989	L	8-0	H	2-2
1991	W	5-4	H	3-2
1991	W	10-0	H	4-2
2/13/93	W	3-2	H	5-2
2/13/93	W	5-2	H	6-2

WICHITA STATE

Wichita State leads series 3-1 | Last Meeting: 2007

Date	W/L/T	Score	Site	Series
3/31/90	L	5-4	N	0-1
1991	L	2-1	N	0-2
3/3/06	L	2-1	N	0-3
2/17/07	W	2-0	H	1-3

WINTHROP

USF leads series 10-2 | Last Meeting: 2016

Date	W/L/T	Score	Site	Series
3/14/85	W	4-0	H	1-0
3/14/85	W	4-0	H	2-0
1986	W	8-0	H	3-0
1986	W	4-3	H	4-0
1987	L	5-3	H	4-1
1988	L	8-3	N	4-2
1991	W	6-3	N	5-2
3/28/93	W	7-2	A	6-2
4/16/94	W	6-1	N	7-2
4/8/95	W	6-2	A	8-2
4/8/95	W	4-0	A	9-2
3/12/16	W	8-0 (5)	N	10-2

WISCONSIN

USF leads series 4-3 | Last Meeting: 2017

Date	W/L/T	Score	Site	Series
3/17/07	W	4-2	H	1-0
2/23/08	L	2-1	H	1-1
2/18/12	W	5-0	H	2-1
3/6/15	W	3-1	H	3-1
2/27/16	L	9-5	H	3-2
2/27/16	W	10-2 (5)	H	4-2
2/16/17	L	3-1 (8)	H	4-3

WRIGHT STATE

USF leads series 3-1 | Last Meeting: 2014

Date	W/L/T	Score	Site	Series
3/10/06	W	9-4	N	1-0
2/22/08	L	2-1	H	1-1
2/19/10	W	6-1	H	2-1
2/14/14	W	8-6	H	3-1

YALE

USF leads series 6-0 | Last Meeting: 2017

Date	W/L/T	Score	Site	Series
3/18/92	W	10-0	H	1-0
3/18/92	W	7-6	H	2-0
3/19/97	W	5-0	N	3-0
3/11/14	W	2-0	H	4-0
3/10/15	W	6-1	H	5-0
3/15/17	W	4-3	H	6-0

YOUNGSTOWN STATE

Series tied 2-2 | Last Meeting: 1995

Date	W/L/T	Score	Site	Series
3/22/94	W	1-0	H	1-0
3/22/94	L	3-2	H	1-1
3/23/95	W	3-2	H	2-1
3/23/95	L	8-4	H	2-2



SEASON RESULTS

1985

Record: 41-16 | Head Coach: Hildred Deese

Date	Opponent	H/A	Score
Feb. 23	Florida State	H	L, 2-1
Feb. 23	Florida State	H	W, 4-3
Feb. 28	Eckerd	H	W, 11-1
Feb. 28	Eckerd	H	W, 12-2
Mar. 3	Detroit Mercy	H	W, 12-1
Mar. 3	Detroit Mercy	H	W, 4-2
Mar. 8	Penn State	N	L, 3-2
Mar. 8	Temple	N	W, 3-2
Mar. 9	Temple	N	W, 3-2
Mar. 10	Lewis University	H	L, 5-2
Mar. 10	Lewis University	H	W, 3-0
Mar. 12	Sacred Heart	H	W, 6-0
Mar. 12	Sacred Heart	H	L, 1-0
Mar. 14	Winthrop	H	W, 4-0
Mar. 14	Winthrop	H	W, 4-0
Mar. 15	Iowa State	N	L, 1-0
Mar. 15	Maine	N	W, 2-1
Mar. 18	Illinois -Chicago	H	W, Forfeit
Mar. 18	Illinois -Chicago	H	W, Forfeit
Mar. 19	Florida A&M	H	L, 6-5
Mar. 19	Florida A&M	H	W, 12-0
Mar. 22	Florida State	A	L, 2-1
Mar. 22	Nicholls State	N	L, 2-0
Mar. 22	Nicholls State	N	W, 3-1
Mar. 23	Louisiana-Lafayette	N	L, 1-0
Mar. 23	Louisiana-Lafayette	N	W, 7-2
Mar. 25	Utah	N	W, 3-0
Mar. 29	New Mexico	N	W, 2-1
Mar. 29	Texas A&M	A	L, 3-0
Mar. 30	Louisiana Tech	N	L, 3-0
April 2	Rider	H	W, 1-0
April 3	Rider	H	W, 3-0
April 4	Illinois Benedictine	H	W, 14-3
April 4	Illinois Benedictine	H	W, 9-5
April 8	Florida Southern	A	W, 13-1
April 8	Florida Southern	A	W, 7-3
April 12	Florida State	A	L, 2-1
April 13	Florida State	A	W, 2-1
April 13	South Carolina	N	L, 6-0
April 13	South Carolina	N	L, 3-2
April 18	Florida Southern	H	W, 6-1
April 18	Florida Southern	H	W, 11-0
April 19	Florida Tech	H	W, 5-0
April 19	Florida State	H	L, 1-0
April 20	Florida A&M	H	W, 6-1
April 20	Florida State	H	L, 1-0
	East Carolina	N	W, 4-2
	Georgia State	N	W, 3-1
	Michigan State	N	W, 1-0
	Bradley	N	W, 3-2

1986

Record: 38-11 | Head Coach: Hildred Deese

Date	Opponent	H/A	Score
	Ball State	H	W, 2-0
	Ball State	H	W, 2-0
	Bethune Cookman	H	W, 12-0
	UCLA	A	L, 6-5
	Charlotte	H	W, 5-0
	Charlotte	H	W, 10-0
	Eastern Michigan	H	W, 2-0
	Eckerd	H	W, 6-1
	Eckerd	H	W, 2-0
	Florida Southern	A	W, 2-0
	Florida Southern	A	W, 4-1
	Florida Southern	H	W, 4-0
	Florida Southern	H	W, 2-0
	Florida State	H	L, 1-0
	Florida State	H	L, 2-1
	Florida State	N	L, 3-0
	Fresno State	N	L, 4-3
	Furman	N	W, 2-1
	Georgia State	N	W, 7-0
	Georgia State	N	W, 3-0
	Maine	H	W, 16-0
	Maine	N	W, 10-1
	Umass	N	W, 6-0
	Miami (Ohio)	H	W, 8-1
	Miami (Ohio)	N	L, 1-0
	Michigan State	N	W, 1-0
	UNLV	A	L, 4-0
	Nicholls State	H	W, 2-1
	Nicholls State	H	L, 2-1
	Nicholls State	H	W, 4-0
	Oklahoma City	N	W, 3-0
	Oklahoma State	N	L, 1-0
	Penn State	H	W, 9-0
	Penn State	H	W, 3-0
	Rutgers	H	W, 2-0
	Southern Miss	N	W, 4-0
	South Utah State	N	W, 2-0
	Stephen F. Austin	H	W, 4-1
	Stephen F. Austin	H	W, 5-1
	Toledo	N	W, 2-0
	Toledo	H	W, 5-0
	Toledo	H	W, 5-1
	Utah	N	L, 2-0
	Virginia	N	W, 4-1
	Western Illinois	N	W, 2-0
	Winthrop	H	W, 8-0
	Winthrop	H	W, 4-3
	Cal State-Fullerton	N	L, 4-0
	South Carolina	A	W, 1-0

1987

Record: 32-19 | Head Coach: Hildred Deese

Date	Opponent	H/A	Score
	Arizona	N	L, 3-2
	Arizona	N	L, 2-1
	Arizona State	H	W, 2-1
	Arizona State	H	L, 3-2
	Arizona State	N	L, 3-2
	Ball State	H	L, 4-0
	Ball State	H	W, 14-7
	Bowling Green	N	W, 3-1
	Bradley	H	W, 1-0
	Eckerd	H	W, 6-0
	Eckerd	H	W, 6-0
	Florida Southern	A	W, 2-0
	Florida Southern	A	W, 3-1
	Florida Southern	H	L, 1-0
	Florida Southern	H	W, 3-1
	Florida State	H	W, 7-3
	Florida State	N	L, 5-4
	Florida State	A	W, 2-0
	Florida State	A	L, 1-0
	Furman	N	L, 6-5
	George Mason	N	W, 10-1
	Georgia State	N	L, 4-3
	Iowa	H	L, 1-0
	Iowa	H	W, 4-1
	Maine	H	W, 6-3
	Maine	N	W, 3-2
	Louisiana Tech	N	W, 3-1
	Miami (Ohio)	N	W, 5-0
	New Mexico	A	L, 7-2
	New Mexico State	N	W, 6-1
	Nicholls State	N	W, 9-2
	North Carolina	N	L, 1-0
	Penn State	H	W, 2-0
	Penn State	H	W, 6-5
	South Carolina	H	W, 1-0
	South Carolina	H	L, 3-1
	South Carolina	A	L, 1-0
	Tampa	H	W, 7-0
	Tennessee Tech	N	W, 11-2
	Texas A&M	N	L, 7-2
	Toledo	N	W, 4-2
	Toledo	N	W, 7-3
	Toledo	H	L, 5-3
	Virginia	H	W, 1-0
	Western Illinois	H	W, 7-6
	Western Illinois	H	W, 6-1
	Western Illinois	H	W, 10-5
	West Florida	H	W, 1-0
	West Florida	H	L, 3-1
	Winthrop	H	L, 5-3

SEASON RESULTS

1988

Record: 26-26 | Head Coach: Hildred Deese

Date	Opponent	H/A	Score
	Arizona State	N	W, 5-1
	Arizona State	N	W, 6-5
	Bradley	N	W, 7-0
	Central Michigan	H	L, 7-0
	Central Michigan	H	L, 4-3
	Central Michigan	H	L, 5-4
	Eastern Illinois	N	L, 6-1
	Eastern Michigan	H	W, 1-0
	Eckerd	H	W, 11-0
	Eckerd	H	W, 12-2
	Florida Southern	H	L, 9-1
	Florida Southern	H	L, 4-2
	Florida Southern	A	W, 1-0
	Florida Southern	A	L, 3-1
	Florida State	H	L, 2-1
	Florida State	H	L, 8-5
	Florida State	H	L, 8-0
	Furman	N	L, 6-0
	Furman	N	L, 2-0
	Furman	N	L, 2-1
	Iowa	H	L, 3-2
	Iowa	H	W, 8-6
	Iowa State	N	L, 2-0
	Louisiana Tech	H	L, 1-0
	Louisiana Tech	N	L, 8-1
	Michigan State	H	L, 7-1
	Michigan State	H	W, 7-0
	New Mexico	A	L, 7-1
	New Mexico	A	W, 7-3
	New Mexico State	N	W, 7-0
	Nicholls State	H	W, 2-1
	Nicholls State	H	W, 3-0
	Nicholls State	H	L, 4-0
	North Carolina	H	W, 2-0
	North Carolina	N	W, 3-2
	Ohio State	N	W, 4-2
	Oklahoma State	N	L, 10-0
	Penn State	H	W, 4-3
	Penn State	H	W, 3-2
	Rutgers	N	W, 5-3
	South Carolina	H	L, 2-0
	South Carolina	H	L, 6-0
	Southwest Missouri St.	N	W, 3-2
	Tampa	H	W, 11-10
	Tampa	H	W, 8-3
	Temple	H	W, 5-3
	Virginia	H	L, 4-3
	Winthrop	N	L, 8-3
	St. Leo	H	W, 5-0
	St. Leo	H	W, 9-1
	Southern Illinois	N	L, 1-0

1989

Record: 22-26 | Head Coach: Hildred Deese

Date	Opponent	H/A	Score
	Arizona State	N	W, 5-1
	Arizona State	N	W, 6-5
	Austin Peay	N	L, 2-0
	Bethune Cookman	H	W, 10-0
	Bethune Cookman	H	W, 15-0
	Bradley	N	W, 4-1
	Central Michigan	H	W, 7-0
	East Carolina	N	W, 4-2
	Eastern Illinois	H	W, 2-0
	Eastern Illinois	H	W, 3-2
	Eastern Michigan	H	L, 7-0
	Eastern Michigan	H	W, 6-5
	Eckerd	H	W, 10-0
	Eckerd	H	W, 11-1
	Florida Southern	A	L, 5-0
	Florida Southern	A	L, 5-0
	Florida Southern	H	L, 4-0
	Florida Southern	H	W, 3-0
	Florida State	A	L, 4-2
	Florida State	A	L, 8-1
	Florida State	N	L, 2-0
	Furman	H	L, 8-5
	Illinois State	H	W, 3-1
	Iowa State	H	L, 8-0
	Iowa State	N	L, 4-0
	Louisiana Tech	A	L, 4-0
	Louisiana Tech	A	L, 3-0
	Louisiana Tech	A	L, 1-0
	Maine	H	L, 2-1
	Michigan	H	W, 3-2
	Michigan	H	L, 2-0
	Nicholls State	N	W, 3-1
	Nicholls State	A	L, 2-0
	Nicholls State	A	L, 7-6
	North Carolina	H	L, 6-5
	Northern Illinois	N	L, 3-2
	St. Leo	H	W, 9-8
	St. Leo	H	W, 11-4
	South Carolina	H	L, 2-0
	South Carolina	H	W, 3-2
	South Carolina	N	L, 3-0
	Southwest Missouri St.	H	W, 3-2
	Southwest Missouri St.	H	W, 6-3
	Villanova	H	W, 5-4
	Villanova	H	W, 5-1
	Virginia	N	L, 2-0
	Western Illinois	H	L, 6-3
	Western Michigan	H	L, 9-5
	West Florida	H	L, 8-0

1990

Record: 27-18 | Head Coach: Hildred Deese

Date	Opponent	H/A	Score
Feb. 14	Bethune Cookman	H	W, 5-0
Feb. 14	Bethune Cookman	H	W, 6-0
Feb. 22	Florida Southern	A	L, 5-4
Mar. 5	Eastern Michigan	H	W, 3-2
Mar. 5	Eastern Michigan	H	L, 9-5
Mar. 6	Michigan	H	W, 4-3
Mar. 6	Michigan	H	W, 2-1
Mar. 8	Central Michigan	H	L, 3-2
Mar. 8	Virginia	H	W, 9-4
Mar. 9	Central Michigan	H	L, 5-0
Mar. 9	Iowa	H	W, 6-1
Mar. 9	Maine	H	W, 1-0
Mar. 10	Florida State	H	L, 5-0
Mar. 10	Eastern Michigan	H	L, 1-0
Mar. 10	Indiana	H	L, 6-2
Mar. 13	Indiana	H	W, 7-0
Mar. 13	Indiana	H	L, 5-1
Mar. 14	Iowa State	H	W, 3-1
Mar. 16	New Mexico	N	W, 6-2
Mar. 16	New Mexico State	N	W, 6-2
Mar. 16	North Carolina	N	L, 3-2
Mar. 18	Bradley	N	W, 6-1
Mar. 18	Iowa State	N	W, 4-0
Mar. 20	St. John's	H	W, 9-1
Mar. 20	St. John's	H	W, 4-0
Mar. 22	DePaul	H	L, 9-3
Mar. 22	Michigan State	H	W, 3-2
Mar. 30	Georgia State	N	W, 2-0
Mar. 30	Michigan State	N	W, 6-2
Mar. 30	Oklahoma State	N	L, 5-4
Mar. 31	Samford	N	W, 4-0
Mar. 31	Wichita State	N	L, 5-4
April 3	Stetson	H	W, 6-4
April 3	Stetson	H	W, 9-0
April 5	Florida Southern	A	L, 4-0
April 7	Florida State	H	L, 4-1
April 7	Florida State	H	L, 2-0
April 10	Tampa	H	W, 5-4
April 10	Tampa	H	W, 9-2
April 18	Florida Southern	H	W, 2-0
April 18	Florida Southern	H	L, 9-4
April 20	Furman	N	W, 7-4
April 20	Georgia State	N	W, 2-0
April 28	South Carolina	N	W, 1-0
April 28	South Carolina	N	L, 3-2



SEASON RESULTS

1991

Record: 35-18 | Head Coach: Hildred Deese

Date	Opponent	H/A	Score
	Bowling Green	H	W, 5-4
	Bowling Green	H	W, 6-1
	Charlotte	N	L, 3-2
	Connecticut	N	W, 5-4
	Creighton	H	W, 2-1
	Creighton	N	L, 3-0
	Dayton	N	W, 6-0
	Drexel	H	W, 8-1
	Drexel	H	W, 10-0
	Florida Southern	A	W, 3-1
	Florida Southern	A	L, 6-5
	Florida Southern	H	W, 3-1
	Florida Southern	H	L, 5-4
	Florida State	H	L, 2-0
	Florida State	H	W, 2-0
	Florida State	N	L, 6-5
	Florida State	N	L, 2-0
	Georgia State	N	W, 5-2
	Georgia State	N	L, 9-5
	Indiana	H	W, 2-0
	Indiana	H	L, 4-0
	Indiana	H	W, 7-4
	Iowa	H	L, 3-0
	Louisiana-Lafayette	N	L, 8-0
	Louisiana Tech	N	W, 2-0
	Maine	H	W, 7-5
	Michigan State	H	W, 5-1
	Michigan State	H	W, 11-0
	Nicholls State	N	W, 3-2
	North Carolina	N	W, 9-0
	Northwestern	N	L, 2-0
	Oklahoma	H	W, 3-2
	St. John's	H	W, 4-3
	St. John's	H	W, 7-1
	Samford	H	L, 2-1
	Samford	N	W, 6-4
	South Carolina	H	L, 4-2
	South Carolina	N	L, 5-1
	South Carolina	A	L, 1-0
	Southern Illinois	N	W, 8-0
	Stetson	H	W, 6-3
	Stetson	H	W, 1-0
	Tampa	H	W, 2-1
	Tampa	H	W, 12-2
	Toledo	N	W, 3-1
	Virginia	H	W, 2-0
	Virginia	H	W, 7-3
	Western Illinois	H	L, 4-3
	Western Illinois	H	W, 1-0
	West Florida	H	W, 5-4
	West Florida	H	W, 10-0
	Wichita State	N	L, 2-1
	Winthrop	N	W, 6-3

1992

Record: 34-17 | Head Coach: Hildred Deese

Date	Opponent	H/A	Score
Feb. 14	Bethune-Cookman	H	W, 21-0
Feb. 14	Bethune-Cookman	H	W, 10-0
Feb. 15	Stetson	H	W, 5-0
Feb. 15	Stetson	H	W, 10-0
Feb. 18	Florida Southern	A	W, 4-1
Feb. 18	Florida Southern	A	W, 3-1
Feb. 20	Cal State-Northridge	N	L, 2-1
Feb. 21	Minnesota	N	L, 5-0
Feb. 22	UCLA	N	L, 6-0
Feb. 23	Minnesota	N	L, 2-1
Feb. 25	Tampa	H	W, 4-1
Feb. 25	Tampa	H	W, 14-1
Mar. 5	UNC Wilmington	H	W, 5-1
Mar. 5	UNC Wilmington	H	W, 11-1
Mar. 6	Ball State	H	L, 1-0
Mar. 6	Ball State	H	W, 5-1
Mar. 8	Florida State	H	L, 5-1
Mar. 8	Florida State	H	L, 3-0
Mar. 10	Penn State	H	W, 2-0
Mar. 10	Penn State	H	L, 4-2
Mar. 11	Connecticut	H	W, 1-0
Mar. 11	Iowa	H	W, 4-1
Mar. 13	North Carolina	H	L, 1-0
Mar. 13	Robert Morris	H	W, 7-3
Mar. 14	Miami (Ohio)	H	W, 4-0
Mar. 14	Oklahoma	H	W, 5-0
Mar. 15	Hofstra	H	L, 9-7
Mar. 17	Adelphi	H	W, 7-1
Mar. 17	Adelphi	H	W, 11-0
Mar. 18	Bradley	N	W, 6-1
Mar. 18	Yale	H	W, 10-0
Mar. 18	Yale	H	W, 7-6
Mar. 20	Furman	N	W, 3-2
Mar. 20	Northern Iowa	N	L, 3-2
Mar. 21	Kent State	N	W, 2-1
Mar. 22	Florida State	N	L, 1-0
Mar. 22	St. Mary's	N	W, 7-0
Mar. 26	Drexel	H	W, 3-0
Mar. 26	Drexel	H	W, 3-0
April 2	Umass	N	L, 1-0
April 15	Florida Southern	H	W, 9-1
April 15	Florida Southern	H	L, 4-2
April 17	Furman	N	W, 5-1
April 17	Louisiana-Monroe	N	W, 3-2
April 18	Louisiana Tech	N	W, 1-0
April 19	Louisiana Tech	N	W, 4-2
April 19	Nicholls State	N	W, 4-0
April 19	UNC Wilmington	N	W, 10-4
May 3	Connecticut	A	L, 3-1

1993

Record: 28-18 | Head Coach: Hildred Deese

Date	Opponent	H/A	Score
Feb. 13	West Florida	H	W, 3-2
Feb. 13	West Florida	H	W, 5-2
Feb. 23	Tampa	H	W, 9-1
Feb. 23	Tampa	H	W, 6-2
Feb. 25	Florida Southern	A	W, 4-0
Feb. 25	Florida Southern	A	W, 4-1
Feb. 28	Florida State	A	L, 10-0
Feb. 28	Florida State	A	L, 7-0
Mar. 3	UNC Wilmington	H	W, 10-1
Mar. 7	Ball State	H	W, 2-1
Mar. 7	Ball State	H	W, 6-1
Mar. 9	Central Michigan	H	W, 6-4
Mar. 9	Penn State	H	W, 8-5
Mar. 10	North Carolina	H	W, 3-2
Mar. 10	North Carolina	H	L, 2-1
Mar. 12	Iowa State	H	W, 5-4
Mar. 12	Robert Morris	H	L, 6-4
Mar. 13	Eastern Michigan	H	L, 7-4
Mar. 13	Virginia	H	L, 3-1
Mar. 14	Oklahoma	H	L, 4-2
Mar. 16	Southern Illinois	H	W, 6-3
Mar. 16	Southern Illinois	H	W, 2-1
Mar. 17	Detroit Mercy	H	W, 5-1
Mar. 17	Illinois-Chicago	H	L, 4-3
Mar. 19	Adelphi	N	W, 13-1
Mar. 19	Toledo	N	W, 5-1
Mar. 20	Florida A&M	N	W, 4-1
Mar. 20	Illinois-Chicago	N	W, 3-2
Mar. 20	Virginia	N	L, 4-3
Mar. 21	Notre Dame	N	W, 3-2
Mar. 21	Louisiana-Lafayette	N	L, 3-0
Mar. 26	UNC Wilmington	N	W, 8-1
Mar. 27	South Carolina	N	W, 8-2
Mar. 28	Winthrop	A	W, 7-2
April 16	Centenary	N	W, 2-1
April 16	George Mason	N	W, 8-2
April 16	Texas A&M	N	L, 10-5
April 17	Furman	N	W, 2-0
April 17	McNeese State	N	L, 1-0
April 18	East Carolina	N	L, 6-0
April 18	Samford	N	W, 1-0
April 22	Florida Southern	H	L, 7-2
April 22	Florida Southern	H	L, 5-1
May 1	Florida State	N	L, 1-0
May 1	Umass	A	L, 1-0
May 2	Connecticut	N	L, 2-1



SEASON RESULTS

1994

Record: 31-20 | Head Coach: Hildred Deese

Date	Opponent	H/A	Score
Feb. 12	UNC Charlotte	H	W, 8-3
Feb. 12	UNC Charlotte	H	W, 5-0
Feb. 22	Stetson	H	W, 6-1
Feb. 22	Stetson	H	W, 9-0
Feb. 26	Florida A&M	H	W, 2-0
Feb. 26	Florida A&M	H	W, 7-3
Mar. 4	Georgia Tech	H	W, 1-0
Mar. 4	Georgia Tech	H	L, 8-1
Mar. 5	Robert Morris	H	W, 4-0
Mar. 5	Robert Morris	H	W, 2-1
Mar. 8	Penn State	H	W, 5-2
Mar. 8	Penn State	H	W, 3-2
Mar. 9	North Carolina	H	L, 1-0
Mar. 9	North Carolina	H	L, 3-0
Mar. 10	UCLA	H	L, 10-0
Mar. 11	Indiana	H	W, 7-2
Mar. 11	Oklahoma State	H	L, 6-0
Mar. 12	Temple	H	W, 3-0
Mar. 12	Miami (OH)	H	W, 7-2
Mar. 13	South Carolina	H	W, 1-0
Mar. 13	Michigan	H	L, 1-0
Mar. 15	Southern Illinois	H	W, 3-1
Mar. 15	Southern Illinois	H	W, 1-0
Mar. 16	Indiana	H	L, 3-2
Mar. 18	Iowa State	N	W, 2-1
Mar. 18	Furman	N	W, 5-0
Mar. 19	Northern Illinois	N	W, 3-2
Mar. 19	Texas A&M	N	L, 2-0
Mar. 20	Drake	N	L, 3-0
Mar. 20	Princeton	N	L, 4-2
Mar. 22	Youngstown State	H	W, 1-0
Mar. 22	Youngstown State	H	L, 3-2
April 1	North Carolina	A	L, 3-2
April 1	North Carolina	A	L, 4-1
April 2	Stetson	A	W, 8-0
April 3	Virginia	A	W, 3-2
April 3	Virginia	A	W, 7-2
April 6	Bethune-Cookman	H	W, 13-0
April 6	Bethune-Cookman	H	W, 19-0
April 15	Centenary	N	W, 5-1
April 15	South Carolina	N	L, 3-1
April 16	Winthrop	N	W, 6-1
April 16	Georgia Tech	N	W, 2-0
April 17	Tennessee Tech	N	L, 2-0
April 17	Louisiana Tech	N	L, 3-0
April 20	Stetson	A	W, 4-1
May 7	Umass	N	L, 9-0
May 7	Florida State	N	L, 2-0
May 9	Hofstra	A	L, 2-1
May 11	Florida State	H	L, 4-2
May 11	Florida State	H	L, 6-5

1995

Record: 29-20 | Head Coach: Hildred Deese

Date	Opponent	H/A	Score
Feb. 24	Florida Atlantic	H	W, 2-0
Feb. 24	Florida Atlantic	H	W, 3-0
Feb. 25	Florida A&M	H	W, 11-0
Feb. 25	Florida A&M	H	W, 7-0
Feb. 28	Stetson	A	W, 2-0
Feb. 28	Stetson	A	W, 8-0
Mar. 4	Robert Morris	H	W, 5-1
Mar. 4	Robert Morris	H	W, 4-0
Mar. 6	Penn State	H	W, 3-1
Mar. 7	Louisiana Tech	H	L, 4-0
Mar. 7	Louisiana Tech	H	L, 6-0
Mar. 8	North Carolina	H	W, 7-6
Mar. 8	North Carolina	H	L, 5-0
Mar. 10	Penn State	H	L, 8-7
Mar. 10	Missouri	H	L, 9-2
Mar. 11	Sam Houston State	H	W, 5-2
Mar. 12	South Carolina	H	L, 7-0
Mar. 12	Western Michigan	H	W, 4-2
Mar. 14	Southern Illinois	H	L, 3-2
Mar. 14	Southern Illinois	H	L, 14-11
Mar. 15	Virginia	H	L, 3-2
Mar. 15	Virginia	H	L, 2-0
Mar. 17	Western Illinois	N	L, 3-1
Mar. 17	Drake	N	W, 3-2
Mar. 18	Illinois State	N	L, 5-2
Mar. 18	Florida A&M	N	W, 13-0
Mar. 19	Missouri	N	L, 3-1
Mar. 23	Youngstown State	H	W, 3-2
Mar. 23	Youngstown State	H	L, 8-4
Mar. 31	Florida A&M	N	W, 7-0
April 1	Florida State	A	L, 4-0
April 1	Florida State	A	W, 4-3
April 7	Charlotte	A	W, 5-0
April 7	Charlotte	A	W, 10-2
April 8	Winthrop	A	W, 6-2
April 8	Winthrop	A	W, 4-0
April 9	Georgia Tech	A	W, 2-1
April 9	Georgia Tech	A	W, 1-0
April 14	Georgia State	N	L, 12-7
April 14	Eastern Kentucky	N	L, 8-7
April 15	Marshall	N	W, 3-2
April 15	Nicholls State	N	L, 4-0
April 16	South Carolina	N	W, 3-2
April 19	Stetson	H	W, 3-2
April 19	Stetson	H	W, 3-0
May 12	Florida State	N	W, 3-0
May 12	South Carolina	N	L, 11-2
May 13	South Carolina	N	L, 3-0
May 13	Umass	A	W, 5-4

1996

Record: 41-12 | Head Coach: Hildred Deese

Date	Opponent	H/A	Score
Feb. 22	St. John's	A	W, 9-0
Feb. 22	St. John's	A	W, 10-2
Feb. 24	Florida Atlantic	A	W, 4-0
Feb. 24	Florida Atlantic	A	W, 6-0
Feb. 29	Stetson	A	W, 3-1
Feb. 29	Stetson	A	W, 6-1
Mar. 1	Florida A&M	H	W, 14-0
Mar. 1	Florida A&M	H	W, 9-0
Mar. 3	UNC Charlotte	H	W, 6-0
Mar. 3	UNC Charlotte	H	W, 4-0
Mar. 4	Central Michigan	H	W, 5-2
Mar. 4	Penn State	H	W, 2-0
Mar. 6	Robert Morris	H	W, 4-0
Mar. 6	East Carolina	H	W, 3-2
Mar. 8	Indiana State	H	W, 1-0
Mar. 8	Hofstra	H	W, 11-0
Mar. 9	UCLA	H	L, 8-0
Mar. 9	Michigan State	H	L, 2-1
Mar. 10	Marshall	H	W, 8-0
Mar. 10	Indiana	H	L, 7-4
Mar. 12	Illinois-Chicago	H	L, 2-1
Mar. 12	Illinois-Chicago	H	L, 9-7
Mar. 13	Indiana	H	W, 10-0
Mar. 13	Indiana	H	L, 6-4
Mar. 15	Western Illinois	N	W, 4-2
Mar. 15	Notre dame	N	W, 3-2
Mar. 15	Florida Atlantic	N	W, 8-1
Mar. 16	Bradley	N	W, 11-0
Mar. 16	Ohio State	N	W, 8-1
Mar. 16	Massachusetts	N	L, 3-2
Mar. 17	Michigan	N	W, 5-3
Mar. 17	Miami (OH)	N	W, 6-0
Mar. 19	Georgia Tech	H	W, 3-1
Mar. 19	Georgia Tech	H	W, 1-0
Mar. 22	North Carolina	A	L, 7-1
Mar. 22	North Carolina	A	W, 7-4
Mar. 23	Campbell	N	W, 6-1
Mar. 23	Campbell	N	W, 9-5
Mar. 23	East Carolina	A	L, 6-2
Mar. 27	Brown	H	W, 8-0
Mar. 27	Brown	H	W, 14-0
April 5	Maryland	A	W, 2-0
April 5	Maryland	A	W, 2-0
April 7	Virginia	A	W, 4-0
April 7	Virginia	A	W, 13-2
April 12	Stetson	H	W, 10-1
April 12	Stetson	H	W, 5-0
April 19	Marshall	N	W, 1-0
May 3	Florida State	H	W, 4-1
May 3	Florida State	H	L, 1-0
May 17	Florida State	A	L, 3-1
May 18	Troy State	N	W, 6-5
May 18	Florida State	A	L, 6-0



SEASON RESULTS

1997

Record: 51-13 | Head Coach: Ken Eriksen

Date	Opponent	H/A	Score
Feb. 16	Stetson	A	W, 3-1
Feb. 16	Stetson	A	W, 7-5
Feb. 21	Florida Atlantic	H	W, 3-2
Feb. 22	Miami (Ohio)	H	W, 6-1
Feb. 22	Tennessee	H	W, 7-0
Feb. 22	Florida Atlantic	H	W, 6-0
Feb. 23	Miami (Ohio)	H	W, 3-1
Feb. 23	Tennessee	H	W, 2-0
Feb. 25	Florida	H	W, 3-2
Feb. 25	Florida	H	L, 4-1
Feb. 28	Robert Morris	H	W, 9-0
Feb. 28	Mississippi	H	W, 5-4
Mar. 1	Coastal Carolina	H	W, 6-5
Mar. 1	Michigan State	H	W, 8-6
Mar. 2	Robert Morris	H	W, 8-0
Mar. 2	Michigan State	H	L, 2-1
Mar. 5	Central Michigan	H	W, 5-1
Mar. 5	Central Michigan	H	W, 3-0
Mar. 7	Georgia	H	W, 5-0
Mar. 7	Oklahoma State	H	L, 3-1
Mar. 7	Temple	H	W, 11-7
Mar. 8	Marshall	H	W, 4-2
Mar. 8	Michigan	H	L, 11-0
Mar. 8	Illinois-Chicago	H	L, 4-3
Mar. 11	Marshall	H	W, 1-0
Mar. 12	Boston University	A	W, 8-4
Mar. 12	Penn State	A	W, 2-0
Mar. 13	Florida A&M	A	L, 1-0
Mar. 14	Northern Iowa	N	W, 3-0
Mar. 14	Michigan State	N	L, 3-0
Mar. 14	Louisiana Tech	N	L, 3-1
Mar. 15	Massachusetts	N	W, 2-1
Mar. 15	Furman	N	W, 8-0
Mar. 19	Bradley	H	L, 2-1
Mar. 19	Yale	H	W, 5-0
Mar. 22	Maryland	H	W, 1-0
Mar. 22	Maryland	H	W, 5-0
Mar. 27	Brown	H	W, 8-0
Mar. 27	Brown	H	W, 4-0
April 4	Virginia	H	W, 4-1
April 4	Virginia	H	W, 3-2
April 6	Georgia Tech	A	W, 7-0
April 6	Georgia Tech	A	W, 6-1
April 10	Florida	A	L, 1-0
April 10	Florida	A	W, 2-0
April 16	Stetson	H	W, 1-0
April 16	Stetson	H	W, 6-0
April 18	UNC Greensboro	N	W, 6-0
April 18	Morehead	N	W, 8-0
April 19	Eastern Kentucky	N	W, 6-0
April 19	Jacksonville State	N	W, 2-1
April 19	Tennessee	A	W, 3-2
April 20	Eastern Kentucky	N	W, 4-1
April 20	Tennessee	A	W, 3-2

May 4	UNC Charlotte	A	W, 6-5
May 4	UNC Charlotte	A	W, 1-0
May 6	North Carolina	A	W, 9-0
May 6	North Carolina	A	W, 5-1
May 9	Florida State	A	W, 3-1
May 9	Florida State	A	W, 4-3
May 16	Kansas	N	L, 3-2
May 17	UNC Greensboro	A	W, 2-0
May 17	Kansas	N	L, 3-1

1998

Record: 57-14 | Head Coach: Ken Eriksen

Date	Opponent	H/A	Score
Feb. 13	Centenary	N	W, 1-0
Feb. 14	Northwestern	N	L, 3-2
Feb. 14	Northwestern	N	W, 1-0
Feb. 15	Stetson	N	W, 3-0
Feb. 15	Florida	A	L, 3-0
Feb. 18	Bethune-Cookman	H	W, 3-0
Feb. 18	Bethune-Cookman	H	W, 2-1
Feb. 20	Auburn	H	W, 7-0
Feb. 20	Notre Dame	H	W, 3-1
Feb. 21	Kansas	H	W, 4-3
Feb. 21	DePaul	H	W, 7-2
Feb. 22	Kansas	H	W, 3-0
Feb. 22	DePaul	H	W, 2-0
Feb. 27	Coastal Carolina	H	W, 3-0
Feb. 27	Georgia Southern	H	W, 3-0
Feb. 28	Ohio State	H	W, 3-2
Feb. 28	Connecticut	H	W, 9-2
Mar. 1	Connecticut	H	W, 4-0
Mar. 1	Ohio State	H	L, 1-0
Mar. 3	Michigan	H	L, 6-2
Mar. 3	Michigan	H	L, 7-3
Mar. 5	Tennessee-Chattanooga	H	W, 5-1
Mar. 5	Florida A&M	H	W, 2-0
Mar. 6	Mississippi State	H	W, 1-0
Mar. 6	Iowa	H	W, 4-0
Mar. 7	Western Michigan	H	W, 8-4
Mar. 7	Florida	H	W, 6-0
Mar. 8	Iowa	H	W, 3-2
Mar. 8	Texas	H	L, 1-0
Mar. 10	Temple	H	W, 3-0
Mar. 10	Hofstra	H	L, 5-4
Mar. 11	Boston University	H	L, 4-3
Mar. 11	Central Michigan	H	W, 7-6
Mar. 13	UNC Charlotte	H	W, 5-0
Mar. 13	UNC Charlotte	H	W, 8-0
Mar. 15	FIU	H	W, 10-2
Mar. 15	FIU	H	L, 2-1
Mar. 16	Belmont	H	W, 4-0
Mar. 16	Belmont	H	W, 5-0
Mar. 17	Bradley	H	W, 10-3
Mar. 17	Bradley	H	W, 5-0
Mar. 21	North Carolina	H	W, 4-0
Mar. 21	North Carolina	H	W, 5-0
Mar. 23	Brown	H	W, 15-1

Mar. 23	Troy State	H	W, 1-0
Mar. 25	Tennessee	H	W, 6-0
Mar. 25	Tennessee	H	W, 8-0
Mar. 27	Alabama	N	W, 13-4
Mar. 27	New Mexico	N	W, 2-0
Mar. 28	Middle Tennessee State	N	W, 6-2
Mar. 28	Mercer	N	W, 4-2
Mar. 29	New Mexico	N	W, 4-1
Mar. 29	Illinois-Chicago	N	L, 2-1
April 3	Georgia Tech	H	W, 1-0
April 3	Georgia Tech	H	W, 2-1
April 5	Florida Atlantic	A	W, 4-0
April 5	Florida Atlantic	A	W, 6-2
April 15	Stetson	H	W, 1-0
April 15	Stetson	H	W, 3-0
April 17	Maryland	A	W, 7-2
April 17	Maryland	A	W, 2-0
April 19	Virginia	A	W, 2-1
April 20	Virginia	A	W, 2-1
April 25	Florida	A	L, 2-1
April 25	Florida	A	W, 4-1
May 6	Florida State	H	L, 2-1
May 6	Florida State	H	W, 3-2
May 16	Florida	N	W, 1-0
May 17	Texas	N	L, 1-0
May 17	Arizona State	N	W, 1-0
May 18	Texas	N	L, 4-2

1999

Record: 44-26 | Head Coach: Ken Eriksen

Date	Opponent	H/A	Score
Feb. 5	FIU	H	W, 5-0
Feb. 5	Northwestern	H	W, 7-2
Feb. 6	Florida Atlantic	H	W, 10-0
Feb. 6	Nicholls State	H	W, 1-0
Feb. 7	Maryland	H	L, 1-0
Feb. 12	Centenary	N	W, 3-0
Feb. 12	Centenary	N	W, 5-1
Feb. 13	DePaul	N	L, 1-0
Feb. 13	DePaul	N	W, 2-0
Feb. 14	Stetson	N	W, 8-6
Feb. 14	Florida	A	W, 5-1
Feb. 19	Georgia Tech	H	W, 10-2
Feb. 19	Notre Dame	H	L, 2-0
Feb. 20	Kansas	H	W, 2-0
Feb. 20	Miami (Ohio)	H	W, 3-0
Feb. 21	Tennessee	H	W, 3-0
Feb. 26	Hawaii	N	W, 7-2
Feb. 26	Arizona	A	W, 7-4
Feb. 27	Tennessee	N	L, 1-0
Feb. 27	Tennessee	N	L, 10-7
Feb. 28	Hawaii	N	L, 11-0
Mar. 2	Campbell	H	W, 3-2
Mar. 2	Campbell	H	W, 4-2
Mar. 4	New Mexico State	H	W, 4-0
Mar. 4	Mississippi	H	L, 3-1
Mar. 5	Oklahoma State	H	W, 5-0



SEASON RESULTS

Mar. 5	Ball State	H	W, 4-0	Feb. 12	Stetson	N	W, 9-2	April 16	Louisville	A	L, 2-0
Mar. 6	Western Michigan	H	W, 1-0	Feb. 12	Florida	A	L, 2-1	April 19	Florida	A	L, 4-0
Mar. 6	Florida State	H	W, 2-1	Feb. 13	Coastal Carolina	N	W, 5-3	April 19	Florida	A	W, 4-0
Mar. 6	South Carolina	H	L, 4-3	Feb. 13	Florida	A	L, 10-0	April 26	Stetson	H	W, 3-2
Mar. 12	Boston University	H	L, 1-0	Feb. 18	Washington	H	L, 10-0	April 26	Stetson	H	L, 8-0
Mar. 12	Michigan State	H	L, 4-3	Feb. 18	Texas	H	L, 5-0	April 29	DePaul	H	L, 6-1
Mar. 13	Temple	H	W, 8-0	Feb. 19	LSU	H	L, 5-4	April 29	DePaul	H	L, 4-3
Mar. 13	Temple	H	W, 3-0	Feb. 19	LSU	H	L, 5-0	April 30	DePaul	H	L, 4-3
Mar. 14	FIU	A	L, 2-0	Feb. 20	Texas	H	L, 7-2				
Mar. 14	FIU	A	W, 7-2	Feb. 25	Kent State	H	L, 4-1				
Mar. 17	Princeton	H	W, 1-0	Feb. 25	South Carolina	H	L, 9-1				
Mar. 17	Princeton	H	W, 9-5	Feb. 26	Michigan	H	W, 2-1				
Mar. 18	New Mexico	H	L, 2-0	Feb. 26	Auburn	H	W, 6-1				
Mar. 18	New Mexico	H	W, 1-0	Feb. 27	Indiana	G	W, 4-2				
Mar. 20	Virginia	H	W, 7-0	Feb. 29	Michigan	G	L, 1-0				
Mar. 20	Virginia	H	W, 1-0	Feb. 29	Michigan	G	W, 1-0				
Mar. 24	Elon	H	W, 8-0	Mar. 5	Temple	G	W, 5-0				
Mar. 24	Elon	H	W, 7-0	Mar. 5	Temple	G	L, 2-0				
Mar. 26	Minnesota	H	W, 4-0	Mar. 6	Ball State	G	W, 2-1				
Mar. 26	Minnesota	H	W, 2-1	Mar. 6	Ball State	G	W, 7-0				
April 3	FIU	H	W, 8-0	Mar. 9	North Carolina	N	W, 2-0				
April 3	FIU	H	W, 7-0	Mar. 9	Massachusetts	N	W, 4-2				
April 7	Bethune-Cookman	H	W, 8-0	Mar. 10	Mississippi State	N	W, 4-2				
April 7	Bethune-Cookman	H	W, 8-1	Mar. 10	Georgia Southern	N	W, 6-4				
April 10	UNC Charlotte	A	W, 4-1	Mar. 11	Penn State	N	L, 4-0				
April 10	UNC Charlotte	A	L, 1-0	Mar. 11	South Carolina	N	L, 9-1				
April 14	Florida	H	L, 4-1	Mar. 16	Canisius	H	W, 8-4				
April 14	Florida	H	L, 6-4	Mar. 16	Seton Hall	H	W, 5-0				
April 16	North Carolina	A	L, 2-1	Mar. 17	Purdue	H	L, 4-3				
April 16	North Carolina	A	W, 3-2	Mar. 17	Southern Illinois	H	W, 2-0				
April 20	Stetson	A	W, 1-0	Mar. 18	Syracuse	H	W, 4-2				
April 20	Stetson	A	L, 1-0	Mar. 18	Southern Illinois	H	W, 3-2				
April 23	Southern Miss	N	L, 1-0	Mar. 19	Northern Illinois	H	W, 3-0				
April 23	Tennessee	A	L, 9--8	Mar. 19	Minnesota	H	L, 3-0				
April 24	Southern Miss	N	L, 8-0	Mar. 21	Ohio	H	W, 11-3				
April 24	Louisiana-Lafayette	N	L, 8-0	Mar. 21	Ohio	H	L, 3-1				
April 25	Louisiana-Lafayette	N	L, 11-0	Mar. 25	Charlotte	H	W, 8-0				
April 25	Tennessee	A	W, 5-2	Mar. 25	Charlotte	H	W, 9-0				
May 2	Maryland	H	L, 3-1	Mar. 26	Charlotte	H	W, 7-2				
May 2	Maryland	H	L, 5-3	Mar. 28	Troy State	H	W, 1-0				
May 6	Florida State	A	L, 2-1	April 1	Saint Louis	H	W, 9-1				
May 6	Florida State	A	L, 5-1	April 1	Saint Louis	H	W, 8-0				
May 9	Georgia Tech	A	W, 8-4	April 2	Saint Louis	H	W, 8-0				
May 9	Georgia Tech	A	W, 3-2	April 6	Southern Miss	A	L, 10-2				

2000

Record: 41-33 | Head Coach: Ken Eriksen

Date	Opponent	H/A	Score
1/29	FIU	A	L, 2-0
1/29	FIU	A	W, 4-3
Feb. 4	Maryland	H	L, 1-0
Feb. 4	Tennessee	H	L, 5-4
Feb. 5	UCLA	H	L, 6-1
Feb. 5	Florida Atlantic	H	L, 3-0
Feb. 6	Georgia	H	L, 9-1
Feb. 11	Coastal Carolina	N	W, 3-2
Feb. 11	Stetson	N	L, 1-0

2001

Record: 43-34 | Head Coach: Ken Eriksen

Date	Opponent	H/A	Score
1/27	FIU	A	L, 1-0
1/27	FIU	A	L, 5-4
Feb. 2	Northwestern	H	L, 2-1
Feb. 2	Hawaii	H	L, 2-1
Feb. 4	Arizona	H	L, 5-0
Feb. 9	Stetson	N	W, 2-0
Feb. 9	Florida	A	L, 4-3
Feb. 10	Louisiana-Monroe	N	W, 4-3
Feb. 10	Louisiana-Monroe	N	W, 3-0
Feb. 11	Florida	A	L, 2-1
Feb. 16	Notre Dame	H	L, 5-3
Feb. 17	Washington	H	W, 4-3
Feb. 17	South Carolina	H	L, 7-0
Feb. 18	Maryland	H	W, 4-2
Feb. 18	Hofstra	H	W, 2-0
Feb. 23	Georgia	H	W, 2-1
Feb. 23	Indiana	H	W, 2-1
Feb. 24	Hofstra	H	W, 3-0
Feb. 24	Pittsburgh	H	W, 4-0
Feb. 25	FIU	H	W, 2-1
Mar. 2	UNLV	N	L, 2-0
Mar. 2	UNLV	N	L, 5-2
Mar. 3	UCLA	A	L, 10-0
Mar. 3	UCLA	A	L, 5-3
Mar. 4	Oregon State	N	W, 3-2
Mar. 4	Oregon State	N	L, 6-0
Mar. 6	Temple	H	W, 4-3
Mar. 6	Temple	H	W, 4-0
Mar. 8	Penn State	N	W, 3-2
Mar. 8	Georgia Tech	N	W, 3-1
Mar. 9	Stanford	N	L, 2-0
Mar. 9	Tennessee Tech	N	W, 10-6
Mar. 10	Boston University	N	W, 8-0
Mar. 10	FIU	N	L, 3-0
Mar. 13	Georgia Southern	H	W, 1-0
Mar. 13	Georgia Southern	H	W, 3-2
Mar. 15	Maine	N	W, 7-4
Mar. 15	Rutgers	N	W, 2-1
Mar. 16	Akron	N	W, 1-0
Mar. 16	Liberty	N	W, 10-0
Mar. 17	UAB	NN	W, 5-3
Mar. 18	Tennessee Tech	N	W, 3-2
Mar. 18	Rutgers	N	L, 6-2
Mar. 24	Saint Louis	A	L, 4-3
Mar. 24	Saint Louis	A	W, 8-0



SEASON RESULTS

2018 USF SOFTBALL

Mar. 25	Saint Louis	A	W, 9-0	Mar. 3	Houston	H	L, 6-4	Feb. 21	Seton Hall	H	W, 2-1
Mar. 31	UAB	H	W, 1-0	Mar. 5	Penn State	H	L, 3-1	Feb. 22	Indiana	H	W, 6-2
Mar. 31	UAB	H	L, 1-0	Mar. 5	Penn State	H	L, 3-1	Feb. 22	Hofstra	H	W, 6-2
April 1	UAB	H	L, 1-0	Mar. 7	UT-Chattanooga	N	L, 1-0	Feb. 23	Maryland	H	W, 7-1
April 7	Houston	A	L, 5-2	Mar. 7	Oklahoma State	N	L, 2-0	Feb. 27	Oakland	H	W, 8-0
April 7	Houston	A	W, 4-3	Mar. 8	Purdue	N	L, 9-6	Feb. 27	Oakland	H	W, 6-1
April 8	Houston	A	L, 5-1	Mar. 8	Virginia Tech	N	L, 5-2	Mar. 1	East Carolina	H	W, 3-2
April 14	Louisville	H	W, 7-0	Mar. 9	Northern Illinois	N	W, 6-1	Mar. 1	East Carolina	H	W, 1-0
April 14	Louisville	H	W, 9-5	Mar. 12	Temple	H	W, 10-6	Mar. 2	East Carolina	H	W, 10-2
April 15	Louisville	H	L, 4-1	Mar. 12	Temple	H	W, 2-1	Mar. 6	Illinois	N	W, 1-0
April 18	Stetson	A	L, 1-0	Mar. 13	Manhattan	H	W, 9-0	Mar. 6	Long Island	N	W, 9-5
April 18	Stetson	A	W, 2-1	Mar. 13	Manhattan	H	W, 4-0	Mar. 7	Stanford	N	L, 1-0
April 21	Charlotte	A	W, 5-0	Mar. 14	Quinnipiac	H	W, 9-1	Mar. 7	Coastal Carolina	N	L, 2-1
April 21	Charlotte	A	W, 9-6	Mar. 14	Quinnipiac	H	W, 8-0	Mar. 8	Western Michigan	N	W, 7-1
April 22	Charlotte	A	W, 4-2	Mar. 16	Charlotte	A	W, 9-7	Mar. 8	Oklahoma	N	L, 5-1
April 25	Florida	H	L, 7-1	Mar. 16	Charlotte	A	W, 6-3	Mar. 11	Canisius	H	W, 10-0
April 25	Florida	H	L, 4-0	Mar. 20	Iowa	H	W, 5-4	Mar. 11	Wagner	H	W, 8-0
April 28	Southern Miss	H	W, 3-2	Mar. 23	Southern Miss	H	W, 6-2	Mar. 12	Ball State	H	W, 8-0
April 28	Southern Miss	H	W, 2-1	Mar. 23	Southern Miss	H	L, 4-0	Mar. 12	Temple	H	W, 6-1
April 29	Southern Miss	H	W, 2-1	Mar. 24	Southern Miss	H	W, 4-1	Mar. 13	Wagner	H	W, 7-0
May 5	DePaul	A	W, 2-1	Mar. 30	Louisville	A	L, 2-1	Mar. 15	UAB	A	W, 2-1
May 5	DePaul	A	L, 4-2	Mar. 30	Louisville	A	L, 8-0	Mar. 15	UAB	A	L, 3-1
May 6	DePaul	A	L, 2-0	April 10	Florida	H	L, 7-4	Mar. 16	UAB	A	W, 7-0
May 7	Illinois-Chicago	A	L, 9-2	April 10	Florida	H	L, 8-0	Mar. 20	Maine	H	W, 1-0
May 10	UAB	N	W, 5-0	April 13	UAB	H	L, 4-0	Mar. 20	Maine	H	W, 4-0
May 11	Southern Miss	N	L, 1-0	April 13	UAB	H	L, 2-0	Mar. 22	Southern Miss	A	L, 2-1
May 11	UAB	N	W, 6-2	April 14	UAB	H	L, 8-0	Mar. 22	Southern Miss	A	L, 10-9
May 12	Louisville	A	L, 2-0	April 17	Stetson	H	W, 4-0	Mar. 23	Southern Miss	A	W, 7-0
May 17	Oregon State	N	W, 2-1	April 20	DePaul	A	L, 4-0	Mar. 26	Jacksonville	H	W, 3-0
May 18	Michigan	N	L, 6-2	April 20	DePaul	A	L, 5-3	Mar. 26	Jacksonville	H	W, 10-1
May 19	Alabama	A	W, 3-2	April 27	Saint Louis	H	W, 1-0	Mar. 29	Charlotte	H	W, 3-0
May 20	Michigan	N	L, 12-5	April 27	Saint Louis	H	W, 10-1	Mar. 29	Charlotte	H	W, 5-2
				April 28	Saint Louis	H	W, 7-6	Mar. 30	Charlotte	H	W, 12-0
				May 5	East Carolina	A	L, 4-0	April 2	Florida	H	L, 3-1
				May 5	East Carolina	A	W, 4-3	April 2	Florida	H	L, 9-7
				May 9	Louisville	H	L, 7-2	April 5	Saint Louis	A	W, 3-1
				May 10	Southern Miss	H	L, 7-4	April 5	Saint Louis	A	W, 5-4

2002

Record: 24-33-1 | Head Coach: Ken Eriksen

Date	Opponent	H/A	Score
Feb. 1	Northwestern	H	L, 6-2
Feb. 1	Tennessee	H	L, 4-3
Feb. 2	Florida Atlantic	H	L, 9-3
Feb. 2	Florida Atlantic	H	L, 5-2
Feb. 3	Tennessee	H	T, 4-4
Feb. 8	FIU	N	L, 6-4
Feb. 8	North Carolina	N	W, 2-0
Feb. 9	Florida	A	W, 5-3
Feb. 9	Florida	A	L, 4-1
Feb. 10	North Carolina	N	W, 4-3
Feb. 15	Auburn	N	L, 7-2
Feb. 15	New Mexico State	N	W, 10-9
Feb. 16	Louisville	N	W, 3-2
Feb. 16	Arizona	A	L, 10-0
Feb. 17	Notre Dame	N	L, 5-3
Feb. 24	Indiana	H	W, 9-0
Feb. 24	Seton Hall	H	L, 4-3
Feb. 27	Michigan	H	L, 6-2
Feb. 27	Michigan	H	L, 8-0
Mar. 2	Houston	H	W, 4-3
Mar. 2	Houston	H	L, 14-4

2003

Record: 54-19 | Head Coach: Ken Eriksen

Date	Opponent	H/A	Score
Jan. 25	Jacksonville	A	W, 6-0
Jan. 25	Jacksonville	A	W, 2-0
Jan. 31	Northwestern	H	W, 3-2
Jan. 31	Sam Houston State	H	W, 6-2
Feb. 1	Arizona	H	L, 3-1
Feb. 1	Auburn	H	W, 6-4
Feb. 2	Florida Atlantic	H	W, 4-1
Feb. 7	Florida	A	L, 4-3
Feb. 7	Oklahoma	N	L, 4-1
Feb. 8	Illinois-Chicago	N	L, 8-6
Feb. 8	Oklahoma	N	W, 5-4
Feb. 15	Notre Dame	H	W, 5-4
Feb. 15	Jacksonville	H	W, 4-0
Feb. 17	Hofstra	H	W, 10-2
Feb. 17	Rhode Island	H	W, 7-1
Feb. 21	Radford	H	W, 6-1

April 2	Florida	H	L, 3-1
April 2	Florida	H	L, 9-7
April 5	Saint Louis	A	W, 3-1
April 5	Saint Louis	A	W, 5-4
April 16	UCF	H	W, 9-0
April 16	UCF	H	W, 5-4
April 18	Louisville	H	W, 7-0
April 18	Louisville	H	W, 2-1
April 19	Louisville	H	W, 3-2
April 24	Stetson	A	W, 4-0
April 24	Stetson	A	W, 4-3
April 26	DePaul	H	W, 5-4
April 26	DePaul	H	L, 3-0
April 27	DePaul	H	L, 9-1
May 3	Houston	A	W, 2-0
May 3	Houston	A	L, 7-5
May 4	Houston	A	W, 5-2
May 8	Houston	A	W, 1-0
May 9	DePaul	N	L, 7-4
May 10	Louisville	N	W, 7-0
May 10	DePaul	N	L, 7-0
May 15	Florida Atlantic	N	W, 7-3
May 16	Oklahoma	N	L, 8-0
May 16	Oregon State	N	L, 8-0

SEASON RESULTS

2004

Record: 60-14 | Head Coach: Ken Eriksen

Date	Opponent	H/A	Score
1/31	Bethune-Cookman	H	W, 10-2
1/31	Florida Atlantic	H	L, 10-3
Feb. 1	Florida Atlantic	H	W, 5-0
Feb. 1	Bethune-Cookman	H	W, 8-5
Feb. 6	Florida	A	W, 2-1
Feb. 6	Arkansas	N	W, 4-2
Feb. 7	Missouri	N	W, 4-0
Feb. 7	UT-Chattanooga	N	W, 8-0
Feb. 8	Appalachian State	N	W, 5-3
Feb. 15	Michigan State	H	L, 10-5
Feb. 15	Jacksonville	H	W, 5-0
Feb. 16	Hofstra	H	W, 5-0
Feb. 20	Rhode Island	H	W, 8-0
Feb. 20	Pittsburgh	H	W, 10-0
Feb. 21	NC State	H	W, 2-1
Feb. 22	Tulsa	H	W, 3-2
Feb. 22	Hofstra	H	W, 4-3
Feb. 27	Oklahoma State	N	L, 3-2
Feb. 27	Boston University	N	L, 4-3
Feb. 28	Stanford	N	W, 8-0
Feb. 28	Arizona	A	L, 2-1
Mar. 4	Mississippi	N	W, 4-1
Mar. 4	Mercer	N	W, 7-1
Mar. 5	Purdue	N	W, 8-0
Mar. 5	Illinois-Chicago	N	W, 5-4
Mar. 6	LIU	N	W, 4-3
Mar. 7	Baylor	N	W, 3-1
Mar. 9	Northern Illinois	H	W, 5-4
Mar. 9	Maine	H	W, 7-1
Mar. 10	Boston University	H	W, 11-3
Mar. 10	Temple	H	W, 12-1
Mar. 13	Louisville	A	L, 3-2
Mar. 13	Louisville	A	L, 9-1
Mar. 14	Louisville	A	W, 8-3
Mar. 16	Radford	H	W, 6-1
Mar. 16	Radford	H	W, 5-0
Mar. 17	Wagner	H	W, 9-0
Mar. 17	Wagner	H	W, 5-0
Mar. 20	Southern Miss	H	W, 5-3
Mar. 20	Southern Miss	H	W, 6-3
Mar. 21	Southern Miss	H	W, 7-2
Mar. 24	Elon	H	W, 11-0
Mar. 24	Elon	H	W, 5-1
Mar. 27	Charlotte	A	W, 7-0
Mar. 27	Charlotte	A	W, 9-7
Mar. 28	Charlotte	A	W, 12-0
April 3	Saint Louis	A	W, 7-0
April 3	Saint Louis	A	W, 8-2
April 4	Saint Louis	A	W, 11-0
April 9	East Carolina	A	W, 6-3
April 9	East Carolina	A	L, 2-1
April 10	East Carolina	A	W, 11-3
April 17	UAB	H	W, 4-0

April 17	UAB	H	W, 3-0
April 18	UAB	H	W, 8-0
April 24	Houston	H	L, 7-3
April 24	Houston	H	W, 3-0
April 25	Houston	H	W, 2-0
May 2	DePaul	A	W, 6-3
May 2	DePaul	A	L, 6-0
May 5	Jacksonville	A	W, 5-0
May 7	UCF	A	W, 8-1
May 7	UCF	A	W, 8-6
May 9	Stetson	H	W, 4-1
May 9	Stetson	H	W, 4-3
May 13	East Carolina	N	W, 7-1
May 13	Louisville	A	W, 1-0
May 15	Houston	N	L, 7-3
May 15	DePaul	N	L, 4-3
May 20	Ohio Sate	N	W, 2-0
May 21	Oregon	N	L, 12-0
May 21	Florida	N	W, 8-1
May 22	Cal State Northridge	N	W, 7-3
May 22	Oregon	N	L, 2-1

2005

Record: 42-28 | Head Coach: Ken Eriksen

Date	Opponent	H/A	Score
Feb. 4	Auburn	N	L, 6-4
Feb. 4	Kentucky	N	W, 4-3
Feb. 5	Illinois State	N	W, 4-1
Feb. 5	FIU	A	L, 4-0
Feb. 6	FIU	A	L, 5-2
Feb. 11	Notre Dame	N	W, 5-0
Feb. 11	Coastal Carolina	N	W, 7-3
Feb. 12	Florida	A	L, 7-5
Feb. 12	Notre Dame	N	L, 5-1
Feb. 13	Coastal Carolina	N	W, 9-1
Feb. 19	Seton Hall	H	W, 11-2
Feb. 19	Jacksonville	H	W, 10-1
Feb. 20	Stanford	H	L, 6-4
Feb. 20	Florida A&M	H	W, 17-1
Feb. 21	Hofstra	H	L, 5-4
Feb. 25	Wagner	H	W, 9-0
Feb. 26	Illinois	H	L, 16-6
Feb. 26	Temple	H	W, 10-2
Mar. 1	Maine	H	W, 1-0
Mar. 1	Maine	H	W, 1-0
Mar. 2	St. Bonaventure	H	W, 6-2
Mar. 2	St. Bonaventure	H	W, 2-1
Mar. 4	Michigan	H	L, 9-0
Mar. 4	Pittsburgh	H	L, 4-3
Mar. 5	Florida	H	L, 6-5
Mar. 5	Chattanooga	H	L, 7-1
Mar. 6	Jacksonville	H	W, 8-6
Mar. 8	Temple	H	W, 13-5
Mar. 10	Rutgers	N	W, 4-0
Mar. 10	TennesseeTech	N	W, 8-3
Mar. 11	Penn State	N	W, 3-2
Mar. 12	Chattanooga	N	L, 6-0

Mar. 12	UCF	N	W, 6-2
Mar. 13	Illinois	N	W, 8-7
Mar. 19	Louisville	H	W, 6-2
Mar. 19	Louisville	H	L, 3-1
Mar. 20	Louisville	H	L, 1-0
Mar. 25	Southern Miss	A	W, 13-4
Mar. 25	Southern Miss	A	W, 9-1
Mar. 26	Southern Miss	A	W, 8-1
April 2	East Carolina	H	L, 2-1
April 2	East Carolina	H	W, 4-3
April 3	East Carolina	H	L, 2-1
April 6	Stetson	A	L, 2-0
April 6	Stetson	A	L, 8-7
April 9	UAB	A	L, 7-1
April 9	UAB	A	W, 7-2
April 10	UAB	A	W, 8-2
April 13	Florida	H	W, 5-2
April 16	Charlotte	H	W, 1-0
April 16	Charlotte	H	W, 9-1
April 17	Charlotte	H	W, 3-2
April 20	UCF	H	W, 5-3
April 20	DePaul	H	L, 1-0
April 23	Houston	A	W, 1-0
April 23	Houston	A	W, 5-1
April 24	Houston	A	L, 3-2
April 30	DePaul	H	L, 6-0
May 1	DePaul	H	L, 6-3
May 7	Saint Louis	H	W, 7-0
May 7	Saint Louis	H	W, 12-1
May 8	Saint Louis	H	W, 9-1
May 10	Southern Miss	H	L, 7-4
May 12	Houston	H	W, 2-1
May 12	Louisville	H	L, 5-4
May 13	East Carolina	H	W, 1-0
May 13	Houston	H	L, 4-3
May 20	UCF	N	W, 14-3
May 21	Bethune-Cookman	N	L, 8-4
May 21	UCF	N	W, 5-4
May 22	Bethune-Cookman	N	L, 5-2

2006

Record: 50-25 | Head Coach: Ken Eriksen

Date	Opponent	H/A	Score
Feb. 10	Western Kentucky	H	L, 2-1
Feb. 10	Jacksonville	H	W, 7-5
Feb. 11	Mississippi State	H	L, 2-0
Feb. 12	Western Kentucky	H	W, 11-3
Feb. 12	Mississippi State	H	L, 4-2
Feb. 15	Florida	A	L, 3-2
Feb. 18	Temple	H	W, 11-4
Feb. 19	College of Charleston	H	W, 1-0
Feb. 19	Florida A&M	H	W, 7-0
Feb. 20	Jacksonville	H	W, 5-1
Feb. 20	Hofstra	H	W, 7-5
Feb. 24	Siena	H	W, 7-2
Feb. 24	Indiana	H	L, 1-0
Feb. 25	Kent State	H	L, 2-0



SEASON RESULTS

Feb. 25	Indiana	H	W, 2-0
Feb. 26	Siena	H	W, 13-1
Mar. 1	Florida	H	L, 2-0
Mar. 3	Wichita State	N	L, 2-1
Mar. 3	Sam Houston State	N	W, 2-1
Mar. 4	Long Beach State	N	L, 7-4
Mar. 4	Arizona	A	L, 10-0
Mar. 5	Sam Houston State	N	L, 3-0
Mar. 9	Boston University	N	W, 11-0
Mar. 9	Georgia Tech	N	L, 7-6
Mar. 10	Michigan State	N	W, 6-4
Mar. 10	Wright State	N	W, 9-4
Mar. 11	Long Island	N	W, 3-2
Mar. 11	Tennessee	N	L, 8-0
Mar. 14	Buffalo	H	W, 6-3
Mar. 14	Canisius	H	L, 1-0
Mar. 15	Fordham	H	W, 5-1
Mar. 15	Northern Illinois	H	W, 9-1
Mar. 17	George Mason	H	W, 12-2
Mar. 17	Purdue	H	L, 5-0
Mar. 18	Ohio	H	W, 5-0
Mar. 18	Troy	H	W, 1-0
Mar. 19	FIU	H	L, 5-2
Mar. 21	Illinois-Chicago	H	W, 1-0
Mar. 21	Illinois-Chicago	H	W, 9-1
Mar. 22	Towson	H	W, 3-0
Mar. 22	Towson	H	W, 3-1
Mar. 24	Siena	N	W, 8-0
Mar. 24	Troy	N	W, 2-0
Mar. 25	Mercer	A	L, 5-3
Mar. 25	Troy	N	L, 17-5
Mar. 26	Siena	N	W, 8-0
Mar. 31	Seton Hall	H	W, 5-3
Mar. 31	Seton Hall	H	W, 5-3
April 2	St. John's	H	W, 2-0
April 2	St. John's	H	W, 3-2
April 5	Stetson	H	W, 5-0
April 5	Stetson	H	W, 9-0
April 9	Providence	A	W, 8-3
April 9	Providence	A	W, 3-2
April 12	UCF	H	L, 3-1
April 15	Louisville	A	W, 2-1
April 15	Louisville	A	W, 4-0
April 21	Pittsburgh	H	W, 5-0
April 21	Pittsburgh	H	W, 8-0
April 23	Syracuse	H	W, 3-1
April 23	Syracuse	H	L, 1-0
April 29	Notre Dame	H	L, 7-4
April 29	Notre Dame	H	W, 7-3
April 30	DePaul	H	W, 4-2
April 30	DePaul	H	W, 3-1
May 6	Villanova	A	W, 2-0
May 6	Villanova	A	W, 7-1
May 7	Rutgers	A	L, 2-1
May 7	Rutgers	A	W, 2-1
May 13	Pittsburgh	N	L, 2-1
May 19	North Carolina	N	W, 2-1

May 20	FAU	N	W, 1-0
May 21	FAU	N	W, 7-4
May 27	UCLA	A	L, 2-0
May 28	UCLA	A	L, 3-1

2007

Record: 44-22 | Head Coach: Ken Eriksen

Date	Opponent	H/A	Score
Feb. 9	Western Kentucky	H	W, 1-0
Feb. 9	Arkansas	H	L, 6-5
Feb. 10	Virginia	H	W, 4-2
Feb. 10	Arkansas	H	W, 2-1
Feb. 11	Western Kentucky	H	L, 4-3
Feb. 14	Florida	H	L, 2-1
Feb. 14	Florida	H	L, 4-1
Feb. 17	Florida A&M	H	W, 11-3
Feb. 17	Wichita State	H	W, 2-0
Feb. 18	Washington	H	L, 1-0
Feb. 18	East Tennessee State	H	W, 10-2
Feb. 19	Hofstra	H	W, 2-0
Feb. 23	Eastern Michigan	H	W, 3-2
Feb. 23	Drake	H	W, 8-1
Feb. 24	UAB	H	W, 4-2
Feb. 24	Eastern Michigan	H	W, 8-0
Feb. 25	UAB	H	L, 2-1
Feb. 27	Eastern Michigan	H	W, 8-0
Feb. 27	Eastern Michigan	H	W, 7-6
Mar. 2	Auburn	H	L, 9-0
Mar. 4	Central Michigan	H	W, 3-0
Mar. 6	Robert Morris	H	W, 4-1
Mar. 6	Robert Morris	H	W, 3-0
Mar. 8	Wagner	N	W, 4-0
Mar. 8	North Carolina	N	L, 201
Mar. 9	Oklahoma State	N	L, 3-2
Mar. 9	Western Michigan	N	L, 8-3
Mar. 10	Jacksonville	N	L, 3-2
Mar. 10	Northern Illinois	N	W, 2-0
Mar. 11	Fordham	N	L, 3-1
Mar. 13	Long Island	H	W, 6-5
Mar. 13	Quinnipiac	H	W, 2-0
Mar. 14	Indiana	H	L, 1-0
Mar. 14	George Mason	H	W, 8-0
Mar. 16	Dartmouth	H	W, 2-1
Mar. 17	Wisconsin	H	W, 4-2
Mar. 17	Ball State	H	W, 4-1
Mar. 18	Boston University	H	L, 3-1
Mar. 20	Rhode Island	H	W, 5-0
Mar. 20	Rhode Island	H	W, 10-1
Mar. 21	Princeton	H	W, 5-0
Mar. 21	Princeton	H	L, 3-1
Mar. 27	Stetson	A	L, 2-1
Mar. 27	Stetson	A	W, 1-0
Mar. 30	Rutgers	H	W, 8-4
Mar. 30	Rutgers	H	W, 4-3
April 1	Villanova	H	L, 2-1
April 1	Villanova	H	W, 3-1
April 7	Louisville	H	L, 3-2

April 7	Louisville	H	L, 5-4
April 13	Pittsburgh	A	W, 5-2
April 13	Pittsburgh	A	W, 4-0
April 21	DePaul	A	L, 2-0
April 21	DePaul	A	L, 2-0
April 22	Notre Dame	A	W, 3-1
April 22	Notre Dame	A	W, 3-1
April 27	Providence	H	W, 3-1
April 27	Providence	H	W, 6-2
April 29	Connecticut	H	W, 3-1
April 29	Connecticut	H	W, 8-3
May 5	St. John's	A	W, 3-1
May 5	St. John's	A	W, 8-7
May 6	Seton Hall	A	W, 6-5
May 6	Seton Hall	A	W, 9-1
May 10	Pittsburgh	N	W, 2-1
May 11	Louisville	N	L, 5-1

2008

Record: 44-20 | Head Coach: Ken Eriksen

Date	Opponent	H/A	Score
Feb. 8	Illinois	H	W, 3-0
Feb. 8	Memphis	H	W, 7-0
Feb. 9	Bethune-Cookman	H	W, 8-0
Feb. 9	Florida Gulf Coast	H	L, 3-1
Feb. 10	Florida	H	L, 5-1
Feb. 16	Mississippi	H	W, 3-0
Feb. 16	FAMU	H	W, 9-1
Feb. 17	Tennessee	H	W, 4-1
Feb. 17	Florida Gulf Coast	H	L, 2-0
Feb. 18	Hofstra	H	PPD - RAIN
Feb. 22	Hofstra	H	W, 1-0
Feb. 22	Wright State	H	L, 2-1
Feb. 23	South Carolina	H	CANCELLED
Feb. 23	Wisconsin	H	L, 2-1
Feb. 24	Georgia Tech	H	W, 1-0
Feb. 29	Arizona	A	L, 12-0
Feb. 29	Iowa State	N	L, 3-1
Mar. 1	Illinois-Chicago	N	W, 5-2
Mar. 1	New Mexico State	N	L, 4-3
Mar. 2	Virginia Tech	N	W, 6-1
Mar. 6	Maine	N	W, 5-4
Mar. 6	St. Joseph's	N	W, 5-1
Mar. 7	NC State	N	W, 4-3
Mar. 7	Jacksonville	N	W, 6-3
Mar. 8	Penn State	N	W, 2-0
Mar. 11	Indiana	H	W, 1-0
Mar. 11	George Mason	H	W, 14-5
Mar. 12	Boston University	H	W, 7-2
Mar. 12	Ball State	H	W, 1-0
Mar. 15	Purdue	N	W, 2-1
Mar. 15	Oklahoma State	N	L, 4-1
Mar. 16	LSU	N	L, 2-1
Mar. 16	Fordham	N	W, 7-0
Mar. 17	Umass	H	L, 2-0
Mar. 17	Umass	H	W, 2-1
Mar. 20	Canisius	N	W, 2-1

SEASON RESULTS

Mar. 20	Canisius	N	W, 3-0	Feb. 28	Pacific	N	W, 5-3	Mar. 10	Maine	H	W, 5-3
Mar. 21	LIU	H	W, 1-0	Mar. 1	University of Florida	A	L, 9-1	Mar. 10	Maine	H	W, 7-1
Mar. 21	LIU	H	L, 1-0	Mar. 3	Maine	H	W, 7-1	Mar. 13	Fairfield	N	L, 3-2
Mar. 22	LIU	H	RAIN OUT	Mar. 3	Maine	H	L, 1-0	Mar. 13	James Madison	N	W, 7-4
Mar. 28	St. John's	H	W, 2-1	Mar. 6	Virginia Tech	N	W, 7-3	Mar. 14	Toledo	N	W, 7-4
Mar. 28	St. John's	H	W, 8-0	Mar. 6	Fordham	N	W, 2-0	Mar. 16	Drake	H	L, 4-3
Mar. 30	Seton Hall	H	W, 3-0	Mar. 7	Lehigh	N	L, 2-0	Mar. 16	Drake	H	L, 4-0
Mar. 30	Seton Hall	H	W, 9-1	Mar. 7	N.C. State	N	W, 2-1	Mar. 19	Northern Illinois	N	L, 2-1
April 2	Florida	A	PPD	Mar. 8	Villanova	N	W, 4-2	Mar. 20	Oklahoma State	N	L, 8-0
April 2	Florida	A	PPD	Mar. 10	Connecticut	H	W, 2-0	Mar. 20	Florida A&M	N	W, 13-5
April 5	Rutgers	A	W, 9-1	Mar. 10	Connecticut	H	W, 5-0	Mar. 21	Towson	N	L, 8-7
April 5	Rutgers	A	W, 5-2	Mar. 13	Loyala Marymount	N	W, 8-7	Mar. 21	Florida State	N	Cancelled
April 6	Villanova	A	W, 9-5	Mar. 13	Umass	N	W, 1-0	Mar. 23	Ohio State	H	L, 1-0
April 6	Villanova	A	L, 2-1	Mar. 14	Central Michigan	N	W, 3-2	Mar. 24	Dartmouth	H	W, 5-1
April 11	Pittsburgh	H	W, 1-0	Mar. 14	George Washington	N	L, 2-1	Mar. 25	Florida	A	L, 10-0
April 11	Pittsburgh	H	W, 2-1	Mar. 15	Jacksonville	N	W, 2-1	Mar. 27	Cornell	H	W, 4-1
April 13	Syracuse	H	W, 5-4	Mar. 18	Rutgers	H	W, 7-3	Mar. 27	Cornell	H	L, 4-3
April 13	Syracuse	H	W, 1-0	Mar. 18	Rutgers	H	W, 6-5	April 2	Seton Hall	H	W, 7-0
April 18	DePaul	H	L, 6-3	Mar. 20	Louisville	A	L, 5-0	April 2	Seton Hall	H	W, 3-2
April 18	DePaul	H	W, 5-1	Mar. 20	Louisville	A	L, 5-4	April 3	Seton Hall	H	W, 8-0
April 20	Notre Dame	H	W, 5-2	Mar. 22	Georgetown	H	W, 6-1	April 10	Notre Dame	A	L, 4-2
April 20	Notre Dame	H	W, 8-4	Mar. 22	Georgetown	H	W, 4-1	April 10	Notre Dame	A	L, 10-1
April 23	Stetson	H	W, 6-5	Mar. 28	Villanova	H	W, 2-1	April 11	Notre Dame	A	L, 2-0
April 23	Stetson	H	L, 8-0	Mar. 28	Villanova	H	L, 8-0	April 17	Providence	A	W, 2-1
April 26	Louisville	H	L, 11-0	Mar. 29	Notre Dame	H	L, 3-2	April 17	Providence	A	L, 6-3
April 26	Louisville	H	L, 3-2	Mar. 29	Notre Dame	H	L, 6-4	April 18	Providence	A	W, 3-1
May 3	Providence	A	W, 5-4	April 11	DePaul	A	L, 5-4	April 21	Pittsburgh	H	L, 1-0
May 3	Providence	A	W, 5-1	April 11	DePaul	A	L, 4-1	April 21	Pittsburgh	H	W, 5-3
May 4	Connecticut	A	RAIN	April 18	St. John's	A	W, 7-2	April 24	DePaul	H	L, 4-0
May 4	Connecticut	A	RAIN	April 18	St. John's	A	L, 2-0	April 24	DePaul	H	L, 9-2
May 8	Providence	N	W, 8-6	April 19	Seton Hall	A	L, 11-7	April 25	DePaul	H	L, 8-0
May 9	Louisville	A	W, 2-1	April 19	Seton Hall	A	W, 10-4	April 26	Bethune-Cookman	A	Cancelled
May 10	DePaul	N	L, 4-1	April 24	Providence	H	W, 6-1	April 26	Bethune-Cookman	A	Cancelled
May 16	UCF	N	L, 3-2	April 24	Providence	H	W, 5-4	April 28	Villanova	A	L, 8-4
May 17	Georgia Tech	N	L, 9-2	May 3	Pittsburgh	A	W, 9-4	April 28	Villanova	A	L, 6-1
				May 3	Pittsburgh	A	L, 8-0	May 1	Louisville	H	L, 4-0
				May 7	Syracuse	N	W, 5-4	May 1	Louisville	H	W, 2-1
				May 8	DePaul	N	L, 4-0	May 2	Louisville	H	L, 5-0
								May 8	Georgetown	A	W, 4-2
								May 8	Georgetown	A	W, 5-0
								May 9	Georgetown	A	L, 2-1

2009

Record: 34-22 | Head Coach: Ken Eriksen

Date	Opponent	H/A	Score
Feb. 6	UNC Greensboro	H	W, 5-2
Feb. 6	Illinois State	H	W, 4-0
Feb. 7	Minnesota	H	L, 4-3
Feb. 7	North Florida	H	W, 5-1
Feb. 8	Florida Gulf Coast	H	W, 4-3
Feb. 13	Illinois	H	L, 6-4
Feb. 13	Arizona	H	L, 7-2
Feb. 14	Arizona	H	L, 6-4
Feb. 14	Marshall	H	W, 5-4
Feb. 15	Hofstra	H	W, 9-2
Feb. 20	Eastern Michigan	H	W, 5-0
Feb. 20	Rhode Island	H	W, 7-1
Feb. 21	Albany	H	L, 2-0
Feb. 22	Jacksonville State	H	W, 10-1
Feb. 22	FAMU	H	W, 8-0
Feb. 27	Texas Tech	N	W, 15-9
Feb. 27	University of Florida	A	L, 8-0
Feb. 28	Illinois	N	L, 6-0

2010

Record: 24-29 | Head Coach: Ken Eriksen

Date	Opponent	H/A	Score
Feb. 13	Illinois State	N	W, 4-3
Feb. 13	East Carolina	N	L, 5-1
Feb. 14	Florida	N	L, 12-8
Feb. 14	Canisius	N	W, 6-1
Feb. 19	Wright State	H	W, 6-1
Feb. 19	Michigan State	H	W, 2-1
Feb. 20	North Dakota State	H	W, 7-1
Feb. 20	North Carolina State	H	L, 4-0
Feb. 21	Hofstra	H	L, 4-1
Feb. 26	Arizona State	A	L, 8-7
Mar. 6	Wagner	N	W, 10-0
Mar. 6	Umass	N	L, 6-5
Mar. 7	Penn State	N	L, 4-2
Mar. 7	Quinnipiac	N	W, 1-0
Mar. 9	St. Joseph's	H	W, 5-4

2011

Record: 33-21 | Head Coach: Ken Eriksen

Date	Opponent	H/A	Score
Feb. 11	Marshall	N	W, 8-4
Feb. 11	Long Island	N	W, 5-1
Feb. 12	Florida Gulf Coast	N	W, 8-1
Feb. 12	North Carolina State	N	W, 8-6
Feb. 13	Florida	N	L, 12-0
Feb. 18	Fordham	N	L, 1-0
Feb. 18	Uab	N	L, 6-2
Feb. 19	Indiana	N	L, 5-1
Feb. 19	Ole Miss	N	W, 8-0
Feb. 20	DePaul	N	L, 4-2
Feb. 24	Central Conn. State	H	W, 8-0
Feb. 26	Missouri	H	L, 4-1

SEASON RESULTS

2018 USF SOFTBALL

Feb. 26	Illinois State	H	W, 3-2
Feb. 27	Alabama	H	L, 12-1
Feb. 27	Temple	H	L, 8-2
Mar. 2	Western Michigan	H	W, 8-0
Mar. 4	Ball State	H	W, 8-2
Mar. 4	Arkansas	H	W, 2-0
Mar. 5	Loyola Marymount	N	L, 11-4
Mar. 5	East Tennessee State	N	W, 9-1
Mar. 6	Michigan	N	L, 7-2
Mar. 8	Maine	H	W, 8-4
Mar. 8	Maine	H	W, 9-1
Mar. 11	Toledo	H	L, 5-4
Mar. 11	Massachusetts	H	L, 4-0
Mar. 12	Green Bay	N	W, 5-0
Mar. 12	Central Michigan	N	W, 4-3
Mar. 13	Florida	N	L, 10-2
Mar. 18	Buffalo	H	W, 9-1
Mar. 18	Texas A&M	H	L, 10-2
Mar. 19	Colorado State	N	W, 8-2
Mar. 19	Oklahoma State	N	L, 9-5
Mar. 20	Florida A&M	N	W, 10-3
Mar. 26	St. John's	A	PPD
Mar. 27	St. John's	A	PPD
Mar. 27	St. John's	A	W, 10-2
Mar. 30	Florida	A	CANCELLED
April 2	Syracuse	H	W, 3-1
April 2	Syracuse	H	W, 7-3
April 3	Syracuse	H	W, 4-0
April 6	Bethune-Cookman	A	W, 6-1
April 6	Bethune-Cookman	A	W, 7-2
April 9	Georgetown	H	W, 1-0
April 9	Georgetown	H	W, 4-0
April 10	Georgetown	H	W, 8-1
April 14	Rutgers	A	CANCELLED
April 14	Rutgers	A	CANCELLED
April 15	Seton Hall	A	L, 3-1
April 15	Seton Hall	A	W, 9-0
April 16	Seton Hall	A	W, 17-0
April 22	Connecticut	H	W, 9-2
April 22	Connecticut	H	W, 2-1
April 23	Connecticut	H	W, 8-0
April 27	Notre Dame	H	L, 1-0
April 27	Notre Dame	H	L, 5-0
May 7	DePaul	A	W, 4-2
May 7	DePaul	A	L, 13-5
May 12	Louisville	A	L, 2-0

2012

Record: 50-14 | Head Coach: Ken Eriksen

Date	Opponent	H/A	Score
Feb. 10	Maine	H	W, 8-1
Feb. 10	Florida Gulf Coast	H	W, 4-2
Feb. 11	Long Island	H	W, 10-2
Feb. 12	Florida	H	L, 3-2
Feb. 18	Wisconsin	H	W, 5-0
Feb. 18	Arkansas	H	W, 7-6
Feb. 19	Georgia Southern	H	W, 2-0

Feb. 24	Illinois	N	W, 8-0
Feb. 24	Mississippi State	N	W, 1-0
Feb. 25	Boston University	N	L, 5-3
Feb. 25	Illinois State	N	W, 6-3
Feb. 26	Illinois State	N	W, 1-0
Feb. 29	Michigan	H	W, 2-0
Mar. 3	Boston College	N	W, 6-3
Mar. 3	Loyola Marymount	N	L, 6-4
Mar. 4	Harvard	N	W, 4-2
Mar. 4	Miami (OH)	N	L, 2-1
Mar. 7	Central Michigan	H	W, 6-2
Mar. 7	Central Michigan	H	W, 5-2
Mar. 9	Penn State	H	W, 7-0
Mar. 9	Virginia Tech	H	W, 2-0
Mar. 10	Central Connecticut	N	W, 10-0
Mar. 11	Toledo	H	W, 2-0
Mar. 14	Conisius	H	W, 1-0
Mar. 16	Fairfield	H	L, 2-1
Mar. 16	Northwestern	H	W, 2-1
Mar. 17	Northern Illinois	N	W, 5-1
Mar. 17	Kent State	N	W, 1-0
Mar. 18	Florida State	H	W, 2-1
Mar. 19	UMASS	H	W, 2-1
Mar. 21	Hartford	H	W, 7-1
Mar. 24	Rutgers	H	W, 9-0
Mar. 24	Rutgers	H	W, 11-0
Mar. 25	Rutgers	H	W, 1-0
Mar. 28	Florida	A	W, 4-1
Mar. 31	Pittsburgh	A	W, 5-0
Mar. 31	Pittsburgh	A	W, 4-0
April 1	Pittsburgh	A	W, 3-2
April 6	St. John's	H	W, 5-2
April 6	St. John's	H	W, 9-1
April 7	St. John's	H	W, 6-0
April 11	Providence	H	W, 5-0
April 11	Providence	H	W, 5-0
April 14	UCONN	A	W, 6-2
April 14	UCONN	A	L, 7-3
April 15	UCONN	A	W, 11-3
April 18	Louisville	A	L, 4-1
April 18	Louisville	A	L, 9-0
April 25	Bethune-Cookman	H	W, 3-1
April 28	Villanova	H	W, 2-1
April 28	Villanova	H	W, 4-0
April 29	Villanova	H	W, 3-2
May 5	Syracuse	A	L, 2-0
May 5	Syracuse	A	W, 4-3
May 6	Syracuse	A	L, 7-0
May 10	DePaul	N	L, 6-0
May 18	UCF	N	W, 1-0
May 19	FGCU	N	W, 8-3
May 20	Florida	N	W, 1-0
May 25	Hofstra	H	L, 2-1
May 26	Hofstra	H	W, 2-1
May 26	Hofstra	H	W, 2-1
May 31	Oklahoma	A	L, 5-1
6/2	LSU	N	L, 1-0

2013

Record: 45-16 | Head Coach: Ken Eriksen

Date	Opponent	H/A	Score
Feb. 8	Marshall	H	W, 8-0
Feb. 9	Michigan	H	W, 3-2
Feb. 9	Samford	H	W, 3-0
Feb. 10	Fau	H	L, 2-1
Feb. 15	NC State	H	W, 1-0
Feb. 15	Coastal Carolina	H	W, 5-2
Feb. 16	Tennessee	H	L, 11-0
Feb. 16	N.C. State	H	L, 2-1
Feb. 17	Coastal Carolina	H	W, 5-1
Feb. 22	Southern Illinois	N	L, 5-4
Feb. 22	Louisiana-Lafayette	N	L, 3-0
Feb. 23	James Madison	N	L, 1-0
Feb. 23	UC-Davis	N	L, 1-0
Feb. 24	Illinois State	N	L, 7-0
Feb. 27	Florida	H	L, 3-1
Mar. 1	Kentucky	H	L, 6-3
Mar. 1	Illinois	H	W, 3-2
Mar. 2	Toledo	N	W, 8-2
Mar. 2	UIC	N	W, 2-1
Mar. 6	Central Michigan	H	W, 2-1
Mar. 6	Central Michigan	H	W, 4-1
Mar. 8	South Carolina	H	W, 5-3
Mar. 8	UMASS	H	W, 12-1
Mar. 9	Wagner	N	W, 5-0
Mar. 12	Quinnipiac	H	W, 7-4
Mar. 12	Maine	H	W, 11-0
Mar. 13	Boston University	H	W, 1-0
Mar. 15	Liberty	H	W, 5-0
Mar. 15	Iowa State	H	W, 6-0
Mar. 16	LIU	N	W, 5-0
Mar. 16	Rhode Island	N	W, 3-0
Mar. 20	Dartmouth	H	CANCELLED
Mar. 21	Cornell	H	W, 5-0
Mar. 23	Rutgers	H	W, 11-3
Mar. 23	Rutgers	H	L, 3-2
Mar. 24	Rutgers	H	W, 4-3
Mar. 27	Villanova	A	W, 8-2
Mar. 28	Villanova	A	W, 1-0
Mar. 28	Villanova	A	W, 3-0
April 3	St. John's	H	W, 4-0
April 3	St. John's	H	W, 5-2
April 6	Pittsburgh	A	W, 10-0
April 6	Pittsburgh	A	W, 7-1
April 7	Pittsburgh	A	W, 5-0
April 10	Florida	A	L, 9-1
April 13	Providence	H	W, 10-0
April 13	Providence	H	W, 8-0
April 14	Providence	H	W, 5-0
April 20	DePaul	A	W, 3-0
April 20	DePaul	A	L, 2-1
April 21	DePaul	A	W, 4-3
April 23	Seton Hall	A	W, 6-3
April 23	Seton Hall	A	CANCELLED
April 27	Syracuse	H	W, 3-2

SEASON RESULTS

April 27	Syracuse	H	L, 4-1	April 6	Louisville	H	L, 3-1	Mar. 13	Boston University	H	W, 8-0
April 28	Syracuse	H	W, 2-1	April 12	UCF	H	W, 4-0	Mar. 14	Green Bay	N	W, 11-0
May 9	Providence	H	W, 3-0	April 12	UCF	H	L, 3-1	Mar. 14	Towson	N	L, 3-0
May 10	Louisville	H	W, 3-0	April 13	UCF	H	L, 2-1	Mar. 15	Army	H	W, 5-1
May 11	Notre Dame	H	W, 1-0	April 18	Houston	A	W, 6-5	Mar. 16	Central Conn. State	H	W, 3-2
May 17	Georgia Southern	N	W, 1-0	April 18	Houston	A	W, 4-2	Mar. 17	Hartford	H	W, 9-0
May 18	Florida	A	L, 11-1	April 19	Houston	A	W, 5-2	Mar. 17	Canisius	H	W, 7-0
May 18	Georgia Southern	N	W, 2-1	April 23	Florida	A	L, 17-1	Mar. 21	Houston	A	CANCELLED
May 19	Florida	A	L, 2-0	April 26	Memphis	H	W, 2-1	Mar. 22	Houston	A	L, 4-2

2014

Record: 43-17 | Head Coach: Ken Eriksen

Date	Opponent	H/A	Score
Feb. 6	Florida	H	L, 10-3
Feb. 6	Bethune-Cookman	H	W, 9-0
Feb. 7	Wisconsin	H	CANCELLED
Feb. 8	Michigan	H	L, 3-2
Feb. 8	Illinois State	H	CANCELLED
Feb. 14	Wright State	H	W, 8-6
Feb. 14	Bringhamton	H	L, 1-0
Feb. 15	Pittsburgh	H	W, 5-1
Feb. 15	Tennessee	H	L, 3-2
Feb. 16	Illinois	H	W, 2-1
Feb. 21	Illinois State	N	W, 5-0
Feb. 22	James Madison	N	W, 3-0
Feb. 22	Louisiana-Lafayette	N	W, 8-5
Feb. 23	Hofstra	N	L, 7-1
Feb. 23	College of Charleston	N	W, 6-2
Feb. 28	Stanford	H	W, 3-2
Feb. 28	Central Arkansas	H	W, 10-1
Mar. 1	St. Bonaventure	N	W, 8-0
Mar. 1	Loyola Marymount	N	W, 10-0
Mar. 2	Villanova	H	W, 8-0
Mar. 2	Maine	H	W, 8-2
Mar. 4	Maine	H	W, 8-0
Mar. 4	Western Michigan	H	W, 7-0
Mar. 7	Northwestern	H	L, 7-2
Mar. 7	Kansas	H	L, 9-3
Mar. 9	Utah	H	W, 7-4
Mar. 9	St. Joseph's	H	W, 5-0
Mar. 11	Central Michigan	H	W, 9-1
Mar. 11	Yale	H	W, 2-0
Mar. 12	Providence	H	W, 2-1
Mar. 12	Penn	H	W, 1-0
Mar. 14	Baylor	H	L, 3-0
Mar. 14	UMASS	H	W, 3-0
Mar. 16	Wagner	N	W, 6-1
Mar. 16	Marist	H	W, 8-0
Mar. 19	Central Conn. State	H	W, 3-2
Mar. 22	Connecticut	H	W, 6-2
Mar. 22	Connecticut	H	W, 7-6
Mar. 23	Connecticut	H	W, 8-0
Mar. 29	Rutgers	A	CANCELLED
Mar. 29	Rutgers	A	CANCELLED
Mar. 30	Rutgers	A	CANCELLED
April 5	Louisville	H	L, 5-1
April 5	Louisville	H	L, 3-0

2015

Record: 36-20 | Head Coach: Ken Eriksen

Date	Opponent	H/A	Score
Feb. 5	Hampton	H	W, 7-5
Feb. 6	Illinois State	H	W, 7-0
Feb. 7	Michigan	H	L, 4-3
Feb. 7	Jacksonville	H	W, 9-1
Feb. 8	Florida	H	L, 10-5
Feb. 13	St. John's	H	W, 4-2
Feb. 13	Detroit	H	W, 8-0
Feb. 14	Tennessee	H	L, 9-1
Feb. 14	Fordham	H	L, 14-6
Feb. 15	FGCU	H	W, 11-0
Feb. 20	Auburn	H	L, 6-2
Feb. 20	Marshall	H	L, 6-4
Feb. 21	Dartmouth	H	W, 5-0
Feb. 21	Marshall	H	W, 18-5
Feb. 22	Auburn	H	L, 8-0
Feb. 27	Illinois	H	W, 5-2
Feb. 27	Georgia Southern	H	W, 3-2
Feb. 28	Sacred Heart	N	CANCELLED
Feb. 28	Illinois-Chicago	N	CANCELLED
Mar. 1	Georgia State	N	CANCELLED
Mar. 3	Maine	H	W, 7-0
Mar. 4	Boston College	H	W, 3-1
Mar. 5	Wagner	H	W, 1-0
Mar. 6	Wisconsin	H	W, 3-1
Mar. 6	Portland State	H	W, 7-1
Mar. 7	Toledo	N	W, 5-0
Mar. 7	Mercer	N	W, 5-3
Mar. 10	Yale	H	W, 6-1
Mar. 10	Maine	H	W, 8-2
Mar. 11	Lehigh	H	W, 4-2
Mar. 11	Georgetown	H	W, 10-2
Mar. 13	Iowa State	H	W, 2-0

2016

Record: 45-16 | Head Coach: Ken Eriksen

Date	Opponent	H/A	Score
Feb. 12	South Carolina	H	L, 7-1
Feb. 12	Virginia Tech	H	L, 6-3
Feb. 13	Michigan	H	L, 11-2
Feb. 13	Illinois State	H	W, 2-1
Feb. 14	Florida	H	L, 11-1
Feb. 19	Fordham	N	W, 11-2
Feb. 19	Auburn	N	L, 6-0
Feb. 20	Oklahoma State	N	L, 12-3
Feb. 20	Tennessee	N	L, 6-4
Feb. 24	Jacksonville University	H	W, 9-4
Feb. 26	Kansas	H	W, 6-5
Feb. 26	UNLV	H	W, 9-1
Feb. 27	Wisconsin	H	L, 9-5
Feb. 27	Wisconsin	H	W, 10-2
Feb. 28	Kansas	H	W, 6-0
Mar. 4	Purdue	H	W, 5-0
Mar. 4	Texas State	H	L, 8-2
Mar. 5	College of Charleston	N	W, 4-1
Mar. 5	Illinois	N	W, 5-4
Mar. 6	Central Michigan	H	W, 3-2
Mar. 7	Detroit	H	W, 8-0
Mar. 9	Utah	H	W, 6-1
Mar. 9	Utah	H	W, 9-1
Mar. 11	USC-Upstate	H	W, 8-6



SEASON RESULTS

2018 USF SOFTBALL

Mar. 11	New Mexico State	H	W, 5-4	March 4	Towson	N	W, 9-3
Mar. 12	South Dakota	N	W, 7-0	March 5	Villanova	H	L, 5-0
Mar. 12	Winthrop	N	W, 8-0	March 8	Boston College	H	W, 6-4
Mar. 13	North Florida	H	W, 12-1	March 8	Pennsylvania	H	L, 3-2
Mar. 16	Lehigh	H	W, 13-2	March 10	Purdue	H	L, 2-0
Mar. 16	Maine	H	W, 9-3	March 10	St. Joseph's	H	W, 11-9
Mar. 18	Chattanooga	H	W, 9-0	March 11	Butler	N	L, 5-1
Mar. 18	Georgia Tech	H	W, 8-0	March 11	Central Michigan	N	L, 4-2
Mar. 19	Kent State	N	W, 4-3	March 12	Army	H	W, 11-1
Mar. 21	Marist	H	W, 9-0	March 12	CCSU	H	W, 9-2
Mar. 22	Northwestern	H	W, 3-2	March 15	Jacksonville	H	W, 9-6
Mar. 24	East Carolina	A	W, 3-1	March 15	Yale	H	W, 4-3
Mar. 25	East Carolina	A	W, 11-3	March 17	Auburn	H	L, 4-0
Mar. 26	East Carolina	A	W, 8-0	March 17	NDSU	H	W, 7-0
April 1	Houston	H	W, 4-0	March 18	Missouri	N	L, 13-4
April 2	Houston	H	W, 6-3	March 18	Illinois	N	L, 7-3
April 3	Houston	H	L, 5-2	March 19	FAMU	H	W, 4-3
April 6	Bethune-Cookman	H	W, 5-0	March 22	Florida	A	L, 8-0
April 6	Bethune-Cookman	H	W, 11-0	March 24	Tulsa	H	L, 5-0
April 8	UCONN	H	W, 9-1	March 25	Tulsa	H	L, 7-3
April 9	UCONN	H	W, 1-0	March 26	Tulsa	H	L, 5-0
April 10	UCONN	H	W, 1-0	April 2	UConn	A	W, 9-0
April 15	Memphis	A	W, 8-0	April 3	UConn	A	L, 1-0
April 16	Memphis	A	W, 3-0	April 7	ECU	H	W, 7-6
April 17	Memphis	A	W, 7-0	April 8	ECU	H	W, 9-7
April 20	Florida	A	L, 3-0	April 9	ECU	H	W, 5-2
April 22	Tulsa	A	W, 2-0	April 12	Jacksonville	A	W, 5-2
April 23	Tulsa	A	W, 9-6	April 13	UCF	A	L, 2-0
April 24	Tulsa	A	W, 5-2	April 14	UCF	A	W, 7-2
April 29	UCF	H	L, 9-0	April 15	UCF	A	L, 4-5
April 30	UCF	H	W, 4-1	April 21	Memphis	H	W, 4-3
May 1	UCF	H	L, 5-3	April 22	Memphis	H	W, 6-0
May 13	Houston	N	W, 4-1	April 23	Memphis	H	W, 4-2
May 14	Tulsa	A	L, 4-0	April 27	FGCU	H	W, 1-0
May 20	South Carolina	N	L, 2-0	April 27	FGCU	H	W, 9-2
May 21	FAMU	N	W, 6-4	May 5	Houston	A	W, 3-0
May 21	South Carolina	N	L, 6-0	May 6	Houston	A	L, 3-1
				May 7	Houston	A	L, 5-4
				May 11	Memphis	N	L, 7-0

2017

Record: 32-24 | Head Coach: Ken Eriksen

Date	Opponent	H/A	Score
Feb. 9	Illinois State	H	W, 5-4
Feb. 10	Delaware	H	W, 6-4
Feb. 11	Michigan	H	W, 6-4
Feb. 12	Florida	H	L, 8-0
Feb. 16	Wisconsin	H	L, 3-1
Feb. 17	Binghamton	N	W, 10-0
Feb. 17	James Madison	N	L, 5-0
Feb. 18	Hofstra	N	W, 7-5
Feb. 18	Oklahoma State	N	W, 12-4
Feb. 23	Eastern Michigan	H	W, 4-0
Feb. 24	Ole Miss	N	L, 8-0
Feb. 25	Colgate	N	W, 10-0
Feb. 26	Ole Miss	N	L, 12-1
March 3	Georgia State	H	W, 1-0
March 3	Syracuse	H	L, 2-1
March 4	Ball State	N	W, 6-2

LETTERWINNERS

A		
Aguilar, Kelly	1994-95	
Alamillo, Robin.....	1989-92	
Allen, Yvette	1995	
Anderson, Diane.....	1993-94	
Anderson, Jamie	2000-01	
Arnold, Kendall	2008-11	
Atkinson, Amber	2016-	
Attenburg, Carol	1985	
B		
Barton, Melinda	1987	
Bernaldo, Stephanie.....	1989	
Biersak, Tina.....	2001	
Bisserre, Meredith	2015-	
Blankenship, Cristy.....	1993-94	
Bowles, Brittany.....	2009-12	
Boyle, Cassidy.....	2015-	
Buenano, Andrea	2001-02	
Bullion, Ashley	2006-10	
Byrd, Christy.....	1989-92	
C		
Callinan, Gail	2001-03	
Caputo, Laura	1990	
Carey, Michelle.....	1990-93	
Cash, Kasey	2004-07	
Catalano, Capri.....	2008-11	
Chapman, Christie-Lee.....	2003-06	
Christensen, Nicole.....	2003-06	
Claudio, Karla	2014-15	
Clark, Tara	1986	
Curtis, Noel.....	1988-89	
Czarnecke, Shawn	1989	
Czapla, Melissa.....	1999-00	
D		
Davies, Kim	1988	
Davis, Pam	1993-94	
Dean, Kim	1985-86	
Devine, D'Anna.....	2012-15	
Devitt, Lindsey	2016-	
Dibble, Tammy	1986-89	
Dinelli, Sydney	2012	
Dominessy, Lynn	1989-90	
Donovan, Amber	2015-16	
Donovan, Astin.....	2015-	
Dowd, Katriona.....	2003-04, 2006	
Drachenburg, Barb	1988-89	
Dudley, Traci	1988-91	
Dugger, Katie	2001-03	
Dull, Kerin	1992-95	
Dunbar, Kit	2007-08	
Dyer, Debbie.....	1986-89	
E		
Ecks, Cristi	2006-09	
Eggens, Cheyenne	2016-	
Ellis, Laurie.....	1985	
Ellis, Leigh Ann.....	2003-04	
Evans, Lauren	2015-	
F		
Faulx, Michelle	1986	
Finsterwald, Kim	1987	
Fountain, Laura	2009-12	
Francisco, Krista	1996-99	
Frye, Becky.....	2009-11	
Fung, Mia	2015-	
G		
Gajownik, Veronica.....	2014-15	
Garvey, Brittany	2011-13	
Georgantas, Ginny.....	1998-02	
Giddens, Britta	2006-09	
Goff, Ashli.....	2011-14	
Goff, Courtney	2011-14	
Goodnough, Anna	1985	
Gordon, Kristen	2007-10	
Gouthro, Laurie	1989-91	
Graver, Cara	1999	
Greenholdt, Kim.....	1988-89	
Greiner, Sam.....	2012-15	
Griffin, Carly	2005-08	
Gross, Morgan	2015-	
Groves, Holly	2002-04	
Gryzbek, Stormi	2010-13	
H		
Hale, Joanna	1990-93	
Hall, Keitha	1989-92	
Hammett, Tracy.....	2000	
Hazard, Alanna	1999-02	
Head, Lori.....	1995	
Hebinck, Lucy.....	1995-96	
Herzog, Susan	1985	
Heusser, Noelle.....	1989-90	
Holle, Krista.....	2003-06	
Holler, Betsy	1994-98	
Horton, Renee	1997	
Howell, Candace.....	2009-10	
Howell, Liz	2006-09	
J		
Jackson, Kenshyra	2012-13	
Johnson, Julie	1992-93	
Jones, Kim.....	1991-92	
Juergens, Stephanie	2012-13	
K		
Kafalas, Gina	2009-12	
Kanter, Amy	1986	
Kanter, Leslie.....	1985-86	
Klein, Jill	1990-93	
Kowal, Jessi	2000-01	
Kowal, Meghan	2006-07	
Krah, Darlene	1986	
Krotee, Joyce	1985-86	
L		
Landau, Jessica	2006-08	
Lane, Holly	1991-92	
Langfield, Carolyn	1990	
Leary, Eileen.....	1993-97	
Leddy, Meagan.....	2012-15	
LeFevre, Ashley	1995-97	
LePage, Alycia	2004-05	
Levine, Nicollette	2013-15	
Lewellen, Courtney	2000-03	
Lines, Lisa.....	1985-87	
Litchfield, Morgan	2013-16	
Liwag, Carmela	2002-05	
M		
Majchrzak, Jill	1987-90	
Main, Susan	1986-87	
Matala, Kristen.....	1990-93	
Martinez, Melissa.....	1991-94	
McArdle, Kelly	1987	
McCarver, Kelly.....	2008-10	
McClendon, Lauren	1994-97	
Meade, Tracy	1989-90	
Meagley, Judy	1988-89	
Medina, JoJo	2006-10	

LETTERWINNERS

Medina, Stephanie 2011-14
 Melfi, Dawn 1991-92
 Michaels, Andi 1997-00
 Mishlan, Lea 1997-00
 Moeller, Kassandra 2014-
 Mosach, Courtney 2007-08
 Morgan, Cindy 1987
 Mouse, Jessica 2012
 Muller, Rachel 1991-92

N

Nakajima, Aya 2007-08
 Nance, Amber 1998-99
 Neville, Alison 1988-89
 Nevins, Sara 2011-14
 Nowell, Alexis 2009-12
 Nunn, Erica 2013-16

O

O'Brian, Kati 2008
 Olnick, Cat 2007-10
 Oursler, Renee 2000-03

P

Palladino, Teresa 1994-97
 Palumbo, Pam 1987-88
 Parra, Jasmine 2010
 Patierno, Allie 2012-15
 Peterka, Jamie 2000-01
 Phillips, Nikki 1998-01
 Picon, Kristie 1998-99
 Putnam, Amy 1993, 96

R

Ray, Samantha 2003-06
 Reeves, LLaura 2011-13
 Richardson, Janine 2009-12
 Richardson, Lindsey 2010-13
 Riker, Kimberley 2005
 Riker, Shelly 2001-04
 Roberts, Stephanie 2000-03
 Robinson, Merrill 2008
 Rodriguez, Lauren 2007-10
 Rodriguez, Rena 2001-04
 Romero, Laurie 1985- 86
 Rosas, Melissa 2007-09
 Rosenbaum, Rachel 2002-05
 Rozzo, Nina 1988

Rubio, Denise 1985-88

S

Salvarola, Kourtney 2011-14
 Santo, Kaitlyn 2012-14
 Santos, Monica 2013-16
 Savarese, Alison 2007-09
 Scheuber, Dawn 1996
 Schneider, Caitlyn 2006-09
 Schraith, Julie 1991
 Sebald, Sandy 1988
 Sigmon, Melissa 1993-96
 Slater, Angela 1985
 Smith, Priscilla 1998-01
 Sobush, Janeen 1996-99
 Spense, Bree 2005-09
 Spencer, Misty 1997-2000
 Spivey, Lee Ann 2013-16
 Stahlak, Dawn 1992
 Stewart, Tiffany 2004-06
 Stefko, Eileen 1996
 Stickney, Melanie 2010
 Strickland, Stephanie 2001
 Sullivan, Carol 1985
 Swinson, Julie 1985

T

Tassio, Corin 2002-03
 Thompson, Jennifer 1996-99
 Toscano, Tara 2007-10
 Triner, Monica 1996-99
 Trowell, Niki 2002
 Turek, Cindy 2001
 Turek, Kristin 1999-01

U

Urbanik, Danielle 2004-07

V

Villa, Brittany 2007-08
 Vogel, Gaynelle 1993-94

W

Wallace, Katie 1999
 Walker, Shannon 1997-99
 Watson, Sarah 2003-06
 Wayt, Dani 2013-14
 Weber, Juli 2014-

Wells, Jennifer 1987-88
 Wells, Paula 1993-95
 Whitesell, Amanda 1996-99
 Wideikis, Nora 1997-00
 Williams, Rachel 2000-03
 Williams, Ta'coia 2014-15
 Wolf, Hillary 2007-10
 Wolf, Laura 2005-08
 Wooder, Rhonda 1995-96
 Worrell, Samantha 2016-
 Worthington, Michelle 1988
 Wright, Amber 1994-97
 Wunar, Lisa 1986-89
 Wyckoff, Kristen 2014-
 Wysocki, Susan 2014-

Y

Yancy, Kenya 2015-2017

Z

Zorc, Kelsey 2006





USF[®] / MEDIA

USF SYSTEM PRESIDENT DR. JUDY GENSHAFT



Dr. Judy Genshaft was named president of the University of South Florida System in 2000, and during her tenure has led USF to become one of the fastest growing research universities in the nation with a rapidly expanding international reputation for academics, research, invention and innovation. With its strong commitment to applied research, USF has been instrumental in the economic

development of the Tampa Bay region as well as playing an influential leadership role among American universities.

Under President Genshaft's leadership, USF has been recognized as a top 25 public research university as ranked by the National Science Foundation, with an annual budget of more than \$1.8 billion and an annual regional economic impact of more than \$4.4 billion. With campuses in Tampa, St. Petersburg and Sarasota-Manatee, the USF System serves more than 50,000 students in more than 240 degree programs on the undergraduate, masters, specialist and doctoral levels, including the doctor of medicine and pharmacy.

President Genshaft has been instrumental in economic development efforts in the Tampa Bay region, serving as chair of three critical development engines: The Greater Tampa Chamber of Commerce, Tampa Bay Partnership and the Greater Tampa Chamber of Commerce Committee of 100. The university has been a catalyst for economic development through USF's collaboration with local and state governments as well as regional business leaders. President Genshaft has focused on partnering university research, which has grown from \$186 million in annual funding to more than \$440 million in 2014-15. President Genshaft has played a leading role in recruiting major international institutions to expand in the area.

Nationally, President Genshaft has served as Chair for the American Council on Education and as a member of the Association of Public and Land-grant Universities Board of Directors. In 2010, President Genshaft made history when she became the first woman to chair the National Collegiate Athletic Association (NCAA) Division I Board. She is also a past chair of the American Athletic Conference Council of Presidents.

President Genshaft has been lauded by both professional organizations and community groups throughout her career, and is one of the region's most well-regarded leaders. She has been inducted into the 2008 Tampa Bay Business Hall of Fame and recognized by the Tampa Chamber with the 2015 Dottie Berger MacKinnon Woman of the Influence Award, and the Tampa Bay Business Journal as the 2007 Business Woman of the Year. She has received the Tampa World Trade Center's Betty Castor Lifetime Achievement Award, Florida Economic Council's Richard L. McLaughlin Award, was the recipient of the Amiga Award for Non-Hispanic women whose outstanding efforts have

improved the quality of life in the Hispanic community and the inaugural Community Sports Leader of the Year Award, Tampa Bay Sneaker Soiree from the Tampa Bay Sports Commission. In 2014, the Foundation Fighting Blindness presented President Genshaft with the organization's Visionary Award.

This year, President Genshaft has been recognized nationally by the National Association of Collegiate Women Athletics Administrators as the recipient of the Dr. Claire Van Ummersen Presidential Leadership Award and by the Association of Public and Land-grant Universities Commission on International Initiatives with the Michael P. Malone International Leadership Award. Closer to home, President Genshaft was the recipient of the Boy Scouts of America Greater Tampa Bay Area Council's Distinguished Citizen Award and the Junior Achievement of Tampa Bay's Spirit of Achievement Award.

President Genshaft is a native of Ohio and earned her baccalaureate degree at the University of Wisconsin-Madison and both her Masters and Doctoral degrees from Kent State University. The author or co-author of more than 60 journal articles, President Genshaft has edited and authored three books on gifted education and assessment and also contributed chapters, essays and articles to more than 20 books, journals and publications on current topics in higher education leadership.



USF DIRECTOR OF ATHLETICS MARK HARLAN



Since assuming the helm of USF Athletics in March of 2014, Mark Harlan has energized Bulls Nation, implemented a five-year strategic plan, and established a “winning” mentality that emphasizes achievement in competition, the classroom and the community across USF’s 19 sports programs.

A Los Angeles native with more than 20 years of athletics administration experience at four universities, Harlan, currently serving as Chair of the Athletic Directors

Committee for the America Athletic Conference, has focused on providing an extraordinary experience for all USF student-athletes and pushing the department beyond its limits. Harlan has streamlined the Athletic Department’s structure and operations, while implementing five key values— commitment, community, excellence, innovation and integrity – to elevate every sports program.

Since arriving in Tampa, Harlan has overseen USF’s implementation of NCAA cost of attendance measures as well as additional nutrition opportunities for student-athletes that keep the USF Athletics experience competitive on a national level. In 2016, his five-year strategic plan – focused on academic excellence, competitive greatness, brand enhancement, expanded revenue sources and facility improvements – was approved by the University’s Board of Trustees.

In the 2016 Learfield Sports Director’s Cup, the across-the-board measurement of athletic department performance, the Bulls earned a record 350 points, well above the mark set in 2001. In 2015, Harlan helped guide the Bulls to the highest Learfield finish among American Athletic Conference schools. USF has won 12 conference titles since Harlan’s arrival, including four in 2016-17 that marked the program’s most since 2000. USF also saw nine programs appear in a national Top 25 ranking in 2016-17.

The football program began a surge that saw it go from 2-10 in 2013 to 11-2 in 2016, culminating with a bowl game victory over South Carolina. The 11 wins marked a school record and USF finished ranked No. 19, landing in the final AP Top 25 for the first time in program history after back-to-back bowl appearances. The men’s golf and men’s tennis teams posted the program’s best-ever NCAA Championship finishes, reaching the final eight and Sweet 16, respectively, in 2015. The women’s basketball program achieved its first-ever national ranking while making three-straight NCAA Tournament appearances for the first time ever.

Off the field, USF student-athletes posted a best-ever combined grade-point average of 3.085 for the 2015-16 academic period with 249 student-athletes earning a 3.0 GPA or higher during spring 2016. The student-athlete academic achievement produced a best-ever 86 percent Graduation Success Rate (GSR) in 2016. Harlan saw 106 student-athletes earn their degrees during the 2016-17 academic period.

USF student-athletes and staff have also had an increased presence in the Tampa Bay region, through charity and outreach events. Working with more than fifty community partners, USF student-athletes, coaches and staff logged a record 5,025 hours of service in the community over the 2016-17 academic period.

Harlan has also overseen a broad repositioning of the Bulls Athletic brand. USF launched a redesigned and mobile optimized GoUSFBulls.com in 2017 and committed to top-level social media engagement, which has been recognized among the best in collegiate athletics. USF also invested in the production of cutting edge coaches’ television shows that were named finalists for SVG/NACDA College Sports Media Awards twice in a three-year period, with #BAYMADE: Inside USF Football winning national recognition as the best in its category nationally in 2017. Athletics also engaged in a partnership with the University’s Communications and Marketing department that has produced a nationally recognized, compelling and cohesive brand projection across multiple platforms.

Harlan is responsible for a USF Athletics Department with 19 men’s and women’s varsity teams, 18 of which compete in the American Athletic Conference, and boasts nearly 500 student-athletes and an annual budget of approximately \$46 million. He was appointed to serve on the NCAA Division I Competition Oversight Committee in April of 2015. In that capacity, he serves on one of seven national committees reporting directly to the NCAA Division I Council in the NCAA’s new governance structure. In 2017, he was appointed to Chair of the Athletic Directors Committee for the America Athletic Conference. He played a key role in the conference’s strategic plan development as the vice chair of that committee in 2016. For the 2017 fiscal year he will also join Dr. Kevin Sneed as USF System Co-Chair for the Faculty and Staff Campaign.

Harlan came to USF after previously serving as Senior Associate Athletic Director for External Relations at UCLA, where he played a key role in successes on the field and in the classroom.

In his role at UCLA, Harlan helped guide a 25-sport athletic department with more than 700 student-athletes and a budget of approximately \$80 million. With oversight that included the men’s basketball program, athletic department development, communications, marketing, ticket sales, sponsorships, multimedia rights and alumni affairs, Harlan also played an integral role in all major initiatives and coaching hires, including the recent high-profile additions of men’s basketball coach Steve Alford and football coach Jim Mora.

Prior to his time at UCLA, Harlan also achieved great success at another Pac-12 institution, serving as the Senior Vice President for Central Development at the University of Arizona Foundation. While there, the Foundation recorded two record years in dollars raised and number of gifts on behalf of the university.

Harlan has also served in Associate Athletic Director roles at San Jose State and Northern Colorado. At SJSU, he successfully negotiated a comprehensive television rights deal. While working closely with football coach Dick Tomey, Harlan helped nearly double ticket sales in 2005 and 2006. At Northern Colorado, he played a key part in the school’s transition to Division I and the Big Sky Conference.

Harlan earned a bachelor’s degree in Political Science and a master’s degree in Education from Arizona. He and his wife, Carolyn, and their two children, Savannah, 12, and Austin, 9, reside in south Tampa.



USF Athletics Senior Staff



MARK HARLAN
Director of Athletics



BARRY CLEMENTS
Executive Deputy
Director of Athletics



SCOTT KULL
Deputy Director of
Athletics
External Operations



TIM ANDERSON
Associate AD
Academics



MARQUITA ARMSTEAD
Senior Associate AD/ SWA



ANDREW GOODRICH
Senior Associate AD
External Relations



KEVIN TOSO
Senior Associate AD/
CFO




YULANDER WELLS JR.
Senior Associate AD
Administration

USF Athletics Associate & Assistant Directors



JIM FEE
Associate Director of Athletics
Events & Championships



JEREMY LEES
Assistant Director of Athletics
Equipment Operations




MICHAEL LEVY
Associate Director of Athletics
Development & Major Gifts




JODIE LIBADISOS
Associate Director of
Athletics
Student-Athlete
Enhancement



JIM LOUK
Associate Director of
Athletics
Broadcast &
Video



ADAM SCHEMM
Assistant Director of Athletics
Marketing



RALPH SHICK
Associate Director of
Athletics
Sports & Program
Services



BRIAN SIEGRIST
Associate Director of
Athletics
Communications



CHARLIE THRASH
Assistant Director of
Athletics
Director of Annual Giving



STEVE WALZ
Associate Director of
Athletics
Sports Medicine

NOT PICTURED

BRENDAN ARMITAGE - Associate Director of Athletics/Compliance
ASHLEY LEKO - Assistant Director of Athletics/Business and Finance



USF Athletics Coaches



STEVE BRADLEY
Men's Golf



BOB BUTEHORN
Men's Soccer



WARREN BYE
Track and Field



COURTNEY DRAPER
Volleyball



KEN ERIKSEN
Softball



JOSE FERNANDEZ
Women's Basketball



ASHLEY FISHER
Men's Tennis



BRIAN GREGORY
Men's Basketball



ALLISON JOLLY
Sailing



BILLY MOHL
Baseball



CRISTINA MOROS
Women's Tennis



ERIKA BRENNAN
Women's Golf



DENA REIF
Cross Country



DENISE SCHILTE-BROWN
Women's Soccer



CHARLIE STRONG
Football



LEE ROY SELMON ATHLETICS CENTER



AMERICAN ATHLETIC CONFERENCE

The American Athletic Conference consists of 13 prestigious institutions: the University of Central Florida, the University of Cincinnati, East Carolina University, the University of Connecticut, the University of Houston, the University of Memphis, the U.S. Naval Academy (in football only), the University of South Florida Southern Methodist University, Temple University, Tulane University, the University of Tulsa, and Wichita State University (in basketball and Olympic sports).

Under the leadership of commissioner Mike Aresco, the American Athletic Conference has an impressive list of accomplishments, both in the competitive arena and the classroom. The American has taken its place at the forefront of intercollegiate athletics, with a collection of national team and individual championships and football and men's and women's basketball postseason victories that place The American among the elite Division I FBS conferences.

The league has produced four NCAA championship teams – UConn men's basketball in 2014 and UConn women's basketball in 2014, 2015 and 2016 – in addition to two New Year's Six bowl champions, five NCAA individual championships, and a Rhodes Scholar. Additionally, American Athletic Conference teams have advanced to the College World Series, reached the semifinal and final rounds of the NIT, qualified for the match play round of the NCAA Men's Golf Championship and registered top-10 finishes at the NCAA Cross Country and Outdoor Track and Field championships.

The American Athletic Conference was one of six finalists for the 2016 Sports Business Journal Sports League of the Year award, along with Major League Baseball, Major League Soccer, NASCAR, the National Basketball Association and the PGA Tour.

In football, Temple and Navy were ranked in the final College Football Playoff poll of the 2016 season, marking the second straight season that The American finished with at least two ranked teams. Seven teams from The American played in bowl games, while three teams (USF, Temple, Tulsa) finished with at least 10 wins.

The American has had a combined 15 teams play in bowl games in the last two seasons, highlighted by Houston's win against Florida State in the 2015-16 Chick-fil-A Peach Bowl. Houston's finish at No. 8 nationally in 2015 gave The American a top-10 team in the final national polls for the second time in three seasons after UCF finished No. 10 in the 2013 rankings after the Knights' Fiesta Bowl win against Baylor. Additionally, Memphis, Navy, USF and Temple have all finished in the top 25 of either the CFP, Associated Press or USA Today polls as members of The American.

Individual teams in The American have enjoyed unprecedented success since the conference's formation. Houston went 13-1 in the 2015 football season, setting a school record for wins, while Navy won a program-record 11 games in its first season in the conference, also in 2015. The 2014 season saw Memphis finish with 10 wins in football for the first time since 1938, while Temple enjoyed its first 10-win season in 2015.

Beyond the gridiron, The American sent four teams to the 2016 NCAA Men's Basketball Championship, and the league had the best men's basketball postseason record of any conference in 2014. Since the conference's formation in 2013-14, teams from The American have registered top-10 national rankings in football, men's basketball, women's basketball, baseball, men's soccer, men's golf, and men's track and field. Student-athletes from The American won three NCAA individual titles in track and field in 2016-17 as Cincinnati's Annette Echikunwoke won the indoor weight throw, Tulsa's Marc Scott won the outdoor 10,000-meter title, and Houston won the crown in the outdoor 4x100-meter relay.

Under The American's banner, SMU advanced to the NCAA Men's Basketball Championship for the first time since 1993. The UConn women's basketball team won its NCAA-record ninth, 10th and 11th national championships and broke its own NCAA record with a 111-game winning streak that spanned three seasons. UCF, East Carolina and Houston have all achieved top-10 rankings in baseball in the past three years. Tulsa placed sixth at the 2016 NCAA Men's Cross Country Championship, while USF finished the 2014-15 season at No. 8 in the final men's golf national ranking.

American Athletic Conference student-athletes have distinguished

themselves in all facets of intercollegiate athletics. Temple linebacker Tyler Matakovich won the Bednarik Award and the Nagurski Trophy as the nation's top defensive player in 2015, while Navy quarterback Keenan Reynolds finished fifth in the Heisman Trophy voting. UConn basketball standout Breanna Stewart finished her career as the most decorated player in college basketball history as she was chosen as the consensus national player of the year for the third time and became the first player to be named four times as the Most Outstanding Player at the Final Four. Reynolds and Stewart were selected as the winners of the 2016 AAU James E. Sullivan Award as the nation's top amateur athletes, marking only the second time in the 86-year history of the award that multiple winners were chosen.

Additionally, SMU's Avery Acker was chosen as the Division I women's volleyball Academic All-America of the Year in 2015, while Navy offensive guard E.K. Binns and East Carolina wide receiver Zay Jones have both been named as finalists for the 2016 Campbell Trophy, which is presented by the National Football Foundation to the top scholar-athlete in college football. Tulsa cross country standout Kirk Smith was chosen as a Rhodes Scholar in the fall of 2016, while two student-athletes from The American earned

NCAA Postgraduate Scholarships in the conference's first three years. The conference had a record 16 student-athletes earn CoSIDA Academic All-America accolades in 2015-16.

American Athletic Conference alumni have made their mark in professional sports as well. UCF quarterback Blake Bortles was selected by the Jacksonville Jaguars with the No. 3 pick in the 2014 NFL Draft. More recently, a number of American Athletic Conference athletes have been selected in the first round of the professional entry drafts in football, basketball, baseball and soccer.

The American has had two first-round picks in football in each of three of the last four seasons, had a record 15 total selections in the 2017 NFL Draft, while the conference produced four first-

round picks in the 2016 WNBA Draft.

The American Athletic Conference holds media rights partnerships with ESPN and CBS Sports, which provide the conference with outstanding national exposure on the two industry leaders in sports television. The football portion of the contract calls for nearly 90 percent of conference-controlled games on national broadcast or national cable platforms. The first two American Athletic Conference Football Championships were televised by ABC as part of Championship Saturday. The American had the two highest-rated Thursday telecasts of the 2016 football season.

In men's basketball, the television deal calls for all conference-controlled games to be televised, with more than 63 percent slotted for national broadcast or national cable – a minimum of 107 games. The entire postseason tournament is televised, including the championship game, which is on ABC or ESPN. Sixty percent of the American's women's basketball games are carried on national cable, regional sports networks or ESPN3, while the conference has a multi-year agreement with CBS Sports Network for coverage of select baseball games.

American Athletic Conference teams have access to the pinnacle of college football's postseason structure. An American representative would be chosen for the College Football Playoff semifinals if it is among the top four teams in the CFP selection committee's final ranking. Otherwise, the league would place its champion in a New Year's Bowl if it is ranked higher than the champions of Conference USA, the Mid-American Conference, the Mountain West Conference and the Sun Belt Conference.

Additionally, The American holds primary or secondary partnerships with 12 bowls for the current six-year cycle, ensuring multiple annual matchups against the nation's top conferences and providing desirable postseason destinations to member institutions.

The American Athletic Conference serves its membership from a state-of-the-art office located in Providence, Rhode Island. The location of the conference headquarters – just steps from the city's Amtrak station and 10 minutes from T.F. Green International Airport – gives the conference easy access to its member schools. The conference headquarters also serves as the home of the American Digital Network, which provides live coverage of all 21 conference championships.



USF Athletic Communications




BRIAN SIEGRIST
Associate Director
of Athletics
Communications



ERIN BEAN
Assistant Director
of Communications



TOM ZEBOLD
Senior Writer/
Assistant Director
of Communications



PATRICK PUZZO
Assistant Director
of Communications



ERIN BECK
Communications
Assistant



DEVON ROGERS
Communications
Assistant

CREDENTIAL REQUESTS

To obtain credentials for a USF home contest, please make the request via email to Communications Assistant Erin Beck at ebeck@usf.edu. Passes are limited to working media only. Passes may be picked up at the ticket office on gameday beginning 60 minutes before first pitch.

DOWNLOADABLE VIDEO

USF will supply downloadable video of press conferences, media accesses, post-game interviews and game highlights throughout the year via a dedicated Dropbox account. Media wishing to utilize these video elements should contact the USF Communications office to be added to the distribution list for Dropbox invitation.

INTERNET ACCESS

Wireless internet access is available throughout the Sun Dome. Use the "USF Guest" network and follow the simple steps to be connected. It will ask for a phone number or email in order to provide a password. The access is valid for 24 hours. The wireless connection works in the arena as well as the media room. Wired connections are also available in the media room.

INTERVIEW POLICIES

Under no circumstances should media members contact USF coaches or student-athletes without prior consent and approval from Communications Assistant Erin Beck. The same policy applies to the family members of student-athletes. To request interviews outside of regularly-scheduled availabilities, please contact the USF Communications department at least 24 hours in advance.

GAME NOTES & STATISTICS

Updated game notes and statistics are maintained on the softball page of the USF Athletics website at www.GoUSFBulls.com. Printed copies of game notes are provided in the USF Softball Stadium Press Box.

PARKING

Parking is free in lot 22F directly across the street from the USF Softball Stadium in front of Gate B of the USF Sun Dome.

PHOTOGRAPHERS

Photographers are free to shot anywhere in the stadium other than the field of play or the dugouts.

POSTGAME AVAILS

Postgame interviews will take place in the left field approximately 5-10 minutes following the final game of the day. Selected players will speak first followed by coach Eriksen.

STATISTICAL SERVICES

Statistical summaries will be distributed at halftime and postgame. USF uses StatBroadcast to display live statistics. All that's needed is a computer and an internet connection. Once connected to the internet, visit <http://southflorida.statbroadcast.com> and click on the game listed. This service is for media use only. Please do not share this link with the public in any way. Broadcast personnel will have access to a computer monitor displaying current game statistics throughout the game.

OTHER WAYS TO FOLLOW THE BULLS

Media and fans alike can follow the Bulls on Twitter, Instagram, Facebook and YouTube.

On Twitter: @USFSoftball
On Instagram: @USFSoftball
On Facebook: www.Facebook.com/USFSoftball
On the web: GoUSFBulls.com

USF ATHLETIC COMMUNICATIONS

4202 E. Fowler Ave., ATH 100,
Tampa, FL 33620

OFFICE: 813-974-2125

FAX: 813-974-5328

Erin Beck
Communications Assistant
C: (321) 474-0282
ebeck@usf.edu

Brian Siegrist
Associate AD for Communications
C: (813)-293-3897 siegrist@usf.edu

Website: www.GoUSFBulls.com


We Are USF

When referring to the University please be aware of the following policy regarding usage.

First references to the school and its intercollegiate athletics program should always be the University of South Florida.

The only secondary reference used should be USF or Bulls.

Please refrain from using South Florida, S. Florida, South Fla. or any other similar combination.



Mike Radomski
1987-2017

Mike Radomski was a much-loved member of the USF Athletics family from 2015-17 serving as the lead communications contact for men's basketball, baseball, track and field, cross country, sailing and volleyball during his tenure. He passed away tragically in the early morning hours of Oct. 12, 2017 in a car accident as he travelled home after putting in extra hours working on his basketball media guide. He was 29 years old. His positive energy, enthusiasm and smile will long live in our hearts and memories.

"Mike served our student-athletes and coaches with distinction and with pride and his loss is devastating for all of us" - USF Director of Athletics Mark Harlan

#RockThePlanet
#LiveLikeMike



HEAD COACH KEN ERIKSEN WILL LEAD THE BULLS FOR HIS 22ND SEASON IN 2018. HE HAS GUIDED THE BULLS TO FIVE CONVERENCE TITLES, 12 NCAA APPEARANCES, AND A WCWS APPEARANCE IN 2012. ERIKSEN HAS HELPED PRODUCE 6 ALL-AMERICANS AND 15 40+ WIN SEASONS.

2018 WOMEN'S SOFTBALL SCHEDULE

USF BULLS

Date **Opponent**
Thurs. **Feb. 8** **Illinois State**

USF - Wilson DeMarini Tournament

Fri. **Feb. 9** **Georgia State**
Sat. **Feb. 10** **Michigan**
Sat. **Feb. 10** **UAB**
Sun. **Feb. 11** **Florida**

Wed. Feb. 14 FGCU
 Wed. Feb. 14 FGCU

Michele Smith Invitational

Fri. Feb. 16 Missouri
Fri. Feb. 16 Marshall
Sat. Feb. 17 Oklahoma State
Sat. Feb. 17 Tennessee
Sun. Feb. 18 Missouri

USF Tournament

Fri. **Feb. 23** **Fordham**
Fri. **Feb. 23** **Drake**
Sat. **Feb. 24** **Bryant**
Sat. **Feb. 24** **TBA**
Sun. **Feb. 25** **TBA**

Thurs. **March 1** **Oregon**
Thurs. **March 1** **Oregon**

Under Armour Invitational

Fri. March 2 Wisconsin
Fri. March 2 Western Michigan
Sat. March 3 Central Michigan
Sat. March 3 UPenn

Wed. **March 7** **Seton Hall**

Under Armour Showcase

Fri. **March 9** **Villanova**
Fri. **March 9** **Army**
Sat. March 10 Iona
Sat. March 10 Loyola-Chicago

Wed. **March 14** **Maine**

Date **Opponent**
Michele Smith / Clearwater Parks and Recreation Spring Tournament



Fri. **March 16** **Lehigh**
Fri. **March 16** **Elon**
Sat. March 17 St. Joseph's
Sat. March 17 Princeton
Sun. **March 18** **North Florida**

Wed. March 21 Florida
Fri. **March 23** **UConn**
Sat. **March 24** **UConn**
Sun. **March 25** **UConn**
Thurs. March 29 Memphis
Fri. March 30 Memphis
Sat. March 31 Memphis
Fri. **April 6** **Houston**
Sat. **April 7** **Houston**
Sun. **April 8** **Houston**
Fri. April 13 Tulsa
Sat. April 14 Tulsa
Sun. April 15 Tulsa
Fri. April 20 East Carolina
Sat. April 21 East Carolina
Sun. April 22 East Carolina
Fri. **April 27** **UCF**
Sat. **April 28** **UCF**
Sun. **April 29** **UCF**
Fri. **May 4** **Wichita State**
Sat. **May 5** **Wichita State**
Sun. **May 6** **Wichita State**

May 10-May 12 American Athletic Conference Tournament

STAY CONNECTED

 USF SOFTBALL
 @USFSOFTBALL

 @USFSOFTBALL
 USFATHLETICS