

1-1-2018

## 2018 Women's Soccer Media Guide

University of South Florida

Follow this and additional works at: [https://digitalcommons.usf.edu/wsoc\\_mg](https://digitalcommons.usf.edu/wsoc_mg)

---

### Recommended Citation

University of South Florida, "2018 Women's Soccer Media Guide" (2018). *Women's Soccer Media Guides*.  
2.  
[https://digitalcommons.usf.edu/wsoc\\_mg/2](https://digitalcommons.usf.edu/wsoc_mg/2)

This Book is brought to you for free and open access by the Media Guides at Digital Commons @ University of South Florida. It has been accepted for inclusion in Women's Soccer Media Guides by an authorized administrator of Digital Commons @ University of South Florida. For more information, please contact [digitalcommons@usf.edu](mailto:digitalcommons@usf.edu).





# SOUTH FLORIDA

W O M E N ' S S O C C E R

2018 MEDIA GUIDE





**TAMPA-ST. PETERSBURG-CLEARWATER METROPOLITAN AREA IS THE FOURTH-LARGEST METRO AREA IN THE SOUTHEASTERN U.S. AFTER MIAMI, WASHINGTON D.C. AND ATLANTA.**



**THE BAY AREA IS ONE OF THE FASTEST GROWING AREAS IN THE U.S. WITH POPULATION RISING AT 3.1% PER YEAR, OR NEARLY 97,000 PEOPLE PER YEAR.**



**FLORIDA IS THE THIRD-LARGEST STATE WITH A POPULATION OF MORE THAN 19.8 MILLION AND IS EXPECTED TO REACH MORE THAN 25.5 MILLION BY 2040.**





# USF WOMEN'S SOCCER

## USF QUICK FACTS

**Location:** Tampa, Fla.  
**Enrollment:** 50,577  
**Nickname:** Bulls  
**Colors:** Green & Gold  
**Stadium (Capacity):**  
 Corbett Stadium (3,000)  
**Conference:** American Athletic  
**President:** Dr. Judy Genshaft  
**Athletic Director:** Michael Kelly  
**Women's Soccer Head Coach:**  
 Denise Schilte-Brown  
**Schilte-Brown Record at USF:** 113-68-37  
**Schilte-Brown Record Overall:** 207-137-53

## 2018 MEDIA GUIDE CREDITS

**Editors:** Erin Beck, Tom Zebold & Lori Garnett  
**Outside Covers:** Madison Leavelle  
**Inside Covers:** Madison Leavelle, Erin Beck  
**Layout & Design:** Erin Beck, Brian Siegrist & Lindsey Morrison  
  
**Photography:** Travis Pendergrass (team photographer), Tim Britt, John Kersten, Michael Nielsen, Jason Roberts, Shane Roper, Mike Carlson

## TABLE OF CONTENTS

### PROGRAM PAGES

THIS IS USF.....2-14

### 2018 SEASON OUTLOOK

Basic USF and Team Info.....16  
 Roster and Pronunciation.....17  
 Broadcast Roster.....18  
 Schedule.....19

### COACHES & STAFF

Head Coach Denise Schilte-Brown.....20-25  
 Associate Head Coach Chris Brown.....22-23  
 Assistant Coach Iban Lopez.....24  
 Volunteer Assistant Coach/Goalkeeper Coach  
 Juan De Brigard.....25

### PLAYER BIOGRAPHIES

USF Players.....27-52

### 2017 SEASON REVIEW

92.....2017 Season Stats  
 112.....Game Reviews

PROGRAM RECORDS.....63-68

### PROGRAM HISTORY

Award History.....69-70  
 Season by Season.....71-77  
 All-Time Series.....78-83  
 Letterwinners.....84

USF ATHLETICS/MEDIA INFO.....85



USF

OUTLOOK

PLAYERS

COACHES

REVIEW

RECORDS

HISTORY

MEDIA



# UNIVERSITY OF SOUTH FLORIDA



## THE MORE YOU KNOW

### A PREEMINENT UNIVERSITY

USF was designated a "Preeminent State Research University" by the Florida board of governors in 2018, placing it in elite company among Florida's highest performing research institutions and joining the University of Florida and Florida State University as the only three to earn the designation.

### TOP "GOLDEN AGE UNIVERSITY"

USF was ranked the fifth best public university in the United States among institutions founded between 1945-1966, according to rankings by Times Higher Education (2018).

### INNOVATIVE

USF is the nation's fifth leading public university in generating new United States utility patents and ranks 12th among universities worldwide according to rankings released by the National Academy of Inventors (NAI) and the Intellectual Property Owners Association (IPO) (2018).

### RISING FAST

The 2018 U.S. News and World Report rankings of National Universities placed USF at No. 68 among public research institutions and No. 140 among all universities. The year-over-year gain was the largest increase among the top 100 public universities. USF has risen from No. 170/No. 94 to No. 140/No. 68 since 2014.



WITH OVER 50,000 STUDENTS, USF IS ONE OF THE LARGEST PUBLIC UNIVERSITIES IN THE NATION AND AMONG THE TOP 25 PUBLIC UNIVERSITIES FOR FEDERAL RESEARCH EXPENDITURES.



The University of South Florida is home to 14 colleges, offering more than 180 undergraduate majors. The USF System includes three, separately accredited institutions: USF, USF St. Petersburg, and USF Sarasota-Manatee. Serving more than 50,000 students, the USF System has an annual budget of \$1.6 billion and, with research totals of \$505.9 million, ranks in the 29th in the nation among public research universities in the U.S., according to the National Science Foundation.



## POINTS OF PRIDE

### LOCATION, LOCATION, LOCATION

Established in 1956, USF is a high-impact, global research university located in beautiful Tampa Bay on Florida's spectacular west coast. USF was built on the former site of the Temple Orange Grove, the largest citrus grove in the world at the time.

### SCHOLARS

USF students received more Fulbright awards than any other university in the state during the 2016-17 academic year.

### REACHING NEW HEIGHTS IN RESEARCH

USF posted a record of \$505.9 million in total research expenditures in 2016-17, ranking among the top seven percent of 640 universities ranked nationally.

### TOPS IN SPORTS BUSINESS

USF's Vinik Sport & Entertainment Management Program ranked as the top graduate program in Florida and the fourth best in the world according to rankings compiled by SportBusiness International (2018).

### IMPACT

USF is a top research university and major economic engine with an annual economic impact of \$4.4 billion. There are more than 1,500 faculty at the USF Tampa campus.

2018 SOUTH FLORIDA WOMEN'S SOCCER

USF
OUTLOOK
PLAYERS
COACHES
REVIEW
RECORDS
HISTORY
MEDIA

**1** USF WAS THE FIRST INDEPENDENT STATE UNIVERSITY CONCEIVED, PLANNED, AND BUILT DURING THE 20TH CENTURY

**40** USF IS ONE OF THE NATION'S 40 MOST DIVERSE UNIVERSITIES, WITH STUDENTS FROM MORE THAN 130 COUNTRIES

**2K** USF'S CAMPUS IS NEARLY 2,000 ACRES, SET AMONG PALM TREES, MODERN ARCHITECTURE & SUNNY SKIES





# EXCELLENCE IN ACADEMICS



## ACADEMIC SUCCESS

### GRADUATE

USF has graduated 179 student-athletes in the last two years, including five women's soccer players earning degrees in 2017-18.

### RECORD COMBINED GPA

USF student-athletes posted a record combined GPA of 3.11 in the spring 2018 academic period, marking a record seven straight semester with a 3.0 combined GPA or higher.

### HONOR ROLL

The USF women's soccer team saw 22 players earn Athletics Honor Roll recognition in spring 2018 and 23 earn conference all-academic team honors in 2017-18.

### GRADUATE SUCCESS RATES

USF Athletics posted a record graduation success rate of 86 percent in 2016 and has posted a GSR of 80 percent or better in four straight years.



USF

OUTLOOK

PLAYERS

COACHES

REVIEW

RECORDS

HISTORY

MEDIA



## ACADEMIC SUPPORT

### FULL SUPPORT STAFF

USF boasts 13 full-time academic staffers, a sport psychologist and behavioral health specialist. Student-athletes also benefit from a learning specialist that oversees specialized learning services staff, four academic coordinators, and 50 trained academic tutors.

### FISHMAN FAMILY STUDENT-ATHLETE ENRICHMENT CENTER

USF Athletics received a \$1.45 million donation from the Fishman Family Foundation to support student-athlete scholarships and athletic department priority needs, as well as make possible a complete renovation of the Fishman Family Student-Athlete Enrichment Center (SAEC), which opened in 2017. (Pictured below and on previous page)



258

USF HAD 258 STUDENT-ATHLETES (62%) EARN A 3.0 CUMULATIVE GRADE-POINT AVERAGE OR HIGHER FOLLOWING COMPLETION OF THE 2017-18 ACADEMIC YEAR.

3.0

USF STUDENT-ATHLETES HAVE POSTED A TERM GPA (FALL OR SPRING) OVER 3.0 IN EIGHT OF THE LAST NINE TERMS

13

USF HAD 13 SPORTS TEAMS POST A CUMULATIVE GPA OVER 3.0 FOLLOWING COMPLETION OF THE 2017-18 ACADEMIC YEAR





# INVOLVED IN THE COMMUNITY



## #TEAMTAMPABAY

### INVOLVED & LOVING IT

Players and coaches in the USF women's soccer program are active members of the Bay Area community, regularly lending a hand and their time to such causes as:

- Paralympic Sport Tampa Bay
- G3
- A Day in Green & Gold (USF event for Boys & Girls Clubs)
- Metropolitan Ministries
- Cleats for Kids (an organization created and run by Women's Soccer's Malani Lee)





**USF STUDENT-ATHLETES, COACHES AND STAFF HAVE LOGGED MORE THAN 9,000 HOURS IN THE BAY AREA COMMUNITY IN THE LAST TWO YEARS.**



**477**

**THE WOMEN'S SOCCER TEAM COMPLETED JUST OVER 477 HOURS OF COMMUNITY SERVICE DURING THE 2017-2018 ACADEMIC YEAR**





# BOOMING BAY AREA

- USF
- OUTLOOK
- PLAYERS
- COACHES
- REVIEW
- RECORDS
- HISTORY
- MEDIA



## ALL ABOUT THE BAY

### YOUNG AND GROWING

More than 4.4 million people reside in the Bay Area, 40 percent are age 34 or younger.

### THIRD LARGEST STATE

Florida is the third-largest state with a population of more than 20.2 million and is expected to reach more than 25.5 million by 2040.

### BOOMING DOWNTOWN TAMPA

Tampa's downtown has become the locus of a wave of construction that will bring an estimated \$13 billion in investment to the region through 2022, according to Dodge Data & Analytics.

### JEFF VINIK & BILL GATES DEVELOPMENT

Water Street Tampa is a \$3 billion, 16-block mega-development, which recently broke ground on a new JW Marriott hotel and the **\$164.7 million University of South Florida Morsani College of Medicine and Heart Institute**. It is a joint venture of Cascade Investment, owned by Microsoft co-founder Bill Gates, and Jeffrey N. Vinik, the owner of the Tampa Bay Lightning hockey franchise.



The new University of South Florida Morsani College of Medicine and Heart Institute will anchor the downtown Water Street Tampa development.

4.4

THE GREATER TAMPA BAY AREA (INCLUDING SARASOTA) IS HOME TO MORE THAN 4.4 MILLION RESIDENTS

11

THE TAMPA BAY AREA IS THE 11TH LARGEST TV MARKET IN THE UNITED STATES & 4TH LARGEST IN THE SOUTHEAST



The Bay Area is home to five large concert venues, including the Yuengling Center on the USF campus, that bring major music acts to the Bay Area on a continual basis; nearly 100 golf courses; the top-rated zoo in the U.S. according to Parent Magazine; three theme parks, including Busch Gardens and Adventure Island, a 30-acre water park; and **18 beaches, many of which are ranked among the best in the world.**



## HOME SWEET TAMPA

### GREAT PLACE TO LIVE

Tampa ranked as the fifth most popular American city, based on where people want to live, according to a millennial poll.

### GREAT CLIMATE

Average highs range from 70 to 90°F year round, and lows 52 to 76 °F.

### STAYING HOME

USF's 2018 roster contains 5 players from the Bay Area and 18 from the state of Florida.

### LIVE WHERE OTHERS VACATION

USF is located near 18 beaches. In 2018, Trip Advisor rated Clearwater Beach No. 1 in the U.S. followed by Siesta Key (No. 2) and St. Petersburg Beach (No. 7).

2018 SOUTH FLORIDA WOMEN'S SOCCER



- USF
- OUTLOOK
- PLAYERS
- COACHES
- REVIEW
- RECORDS
- HISTORY
- MEDIA



# USF ATHLETICS

USF Athletics houses practice and team facilities for 18 sports teams on a close-knit athletics campus on the east end of the University. The USF softball and baseball teams share a complex, with the Donaldson Deck overlooking both fields. The USF Track & Field Stadium hosted the 2018 NCAA East Preliminaries, while Corbett Soccer Stadium has hosted numerous conference and NCAA tournaments. The Yungling Center is the home court of both men's and women's basketball, along with hosting concerts and other special events.



USF

OUTLOOK

PLAYERS

COURSES

REVIEW

RECORDS

HISTORY

MEDIA



# THE USF ATHLETICS CAMPUS SPRAWLS ACROSS THE EAST END OF THE UNIVERSITY.

18

18 OF USF'S 19 SPONSORED TEAMS HAVE PRACTICE AND TEAM FACILITIES HOUSED ON THE EAST END OF CAMPUS

70

SINCE 2010, USF ATHLETICS HAS SPENT MORE THAN \$70 MILLION ON FACILITY UPGRADES, INCLUDING THE YUENGLING CENTER

54K

ATHLETES CAN GET THE BEST TREATMENT IN THE 5,400-SQUARE FOOT SPORTS MEDICINE CLINIC HOUSED IN THE LEE ROY SELMON ATHLETIC CENTER



## THE HOME OF THE BULLS

### SELMON ATHLETICS CENTER

The \$15 million Selmon Athletics Center sits at the center of the USF Athletics campus and houses athletics administration, coaches offices, a state-of-the-art sports medicine clinic, a 10,000-square foot weight room, academic enrichment center, and student-athlete locker rooms.

### BUILDING BOOM

A \$33.5 million project begun in 2010 included new baseball, softball and soccer stadiums, football and basketball practice facilities, upgrades to the tennis facility and the construction of recreation fields. It was considered to be the largest athletic construction project in terms of facilities built at one time.

### MUMA CENTER

The two-story, 51,000-square foot Muma Center provides both men's and women's basketball programs their own practice courts, locker rooms, offices, film room and lounge. The teams share a training room and strength and conditioning facilities.

### FISHMAN FAMILY STUDENT-ATHLETE ENRICHMENT CENTER

The SAEC includes a computer study lab, a separate study lounge, a library and office space for counselors and tutors.

### USF TRACK

USF Track & Field Stadium is one of the finest facilities in the Southeastern United States. It has a seating capacity for 4,000 and hosted the American Athletic Conference Championships in 2014 and the 2018 NCAA East Preliminaries.





# CORBETT STADIUM

3K

CORBETT STADIUM HAS A CAPACITY OF OVER 3,000 DUE TO THE GRANDSTAND OF NEARLY 1,000 COMBINED WITH BERMS SURROUNDING THE FIELD

2011

OPENED FOR THE 2011 SEASON, CORBETT STADIUM IS ONE OF THE TOP COLLEGIATE SOCCER FACILITIES IN THE COUNTRY.



- USF
- OUTLOOK
- PLAYERS
- COACHES
- REVIEW
- RECORDS
- HISTORY
- MEDIA



## CORBETT FAST FACTS

The facility includes a state-of-the-art press box, a grandstand of nearly 1,000 seats, and a grassy berm surrounding three sides of the field creating a bowl-type feel. The new field stretches 120-yards by 80-yards and overlooks the athletic building, the new football practice fields and the baseball/softball complex across the street.

**PROTECT THIS HOUSE:** In 2015, both the men's and women's soccer teams went undefeated at home in the regular season. The only losses at Corbett came in postseason play. USF women's soccer has combined for just three losses at Corbett Stadium in the last three seasons.

**HOSTING AT HOME:** The men's and women's team combined have hosted nine tournaments at Corbett Stadium including the NCAA first round five times, the NCAA second round twice, the NCAA third round once, and The American Athletic Conference tournament three times.

THE BULLS HAVEN'T LOST MORE THAN ONE GAME AT CORBETT STADIUM DURING A SEASON IN FIVE OF THE LAST SIX YEARS. IN 2013, USF WENT UNDEFEATED AT HOME.



**SPRING HOSTS**

THE BULLS SHARE CORBETT IN THE SPRING, AS THE USF FOOTBALL SPRING GAME HAS BEEN HELD ON CAMPUS THE LAST THREE SEASONS.



USF

OUTLOOK

PLAYERS

COACHES

REVIEW

RECORDS

HISTORY

MEDIA







**#HereToCreate**





# 2018 OUTLOOK

W O M E N ' S S O C C E R

2018 MEDIA GUIDE



## USF INFORMATION

Location .....	Tampa, Fla.
Enrollment .....	50,577
Founded .....	1956
Colors .....	Green and Gold
Nickname .....	Bulls
Affiliation .....	NCAA, Division I
Conference .....	American Athletic Conference
Home Field .....	Corbett Stadium/3,000+
President .....	Dr. Judy Genshaft
Alma Mater, Year .....	Wisconsin, '69
Director of Athletics .....	Michael Kelly
Alma Mater .....	Wake Forest University
Sport Administrator .....	Jim Fee
Athletic Department Phone .....	(813) 974-2125

## HISTORY

First Year of Soccer .....	1995
Overall Record .....	210-161-54
All-time Conference Record .....	58-54-20
Number of Head Coaches .....	2
C-USA Titles .....	1
BIG EAST Titles .....	0
American Athletic Conference Titles.....	1
NCAA Appearances .....	4 (2010, 2014, 2015, 2017)
NCAA Best Finish .....	2010 & 2017 (Second Round)

## COACHING STAFF

Head Coach .....	Denise Schilte-Brown
Alma Mater, Year .....	University of Maryland - Baltimore County, 1996
Overall Record .....	208-167-53 (21 <sup>st</sup> season)
Record at USF .....	114-67-36 (12 <sup>th</sup> season)
Associate Head Coach .....	Chris Brown, American, 1994
Assistant Coach .....	Iban Lopez, University of Santiago de Compostela 2003
Volunteer Assistant Coach .....	Juan De Brigard, German Sport University Cologne, 1984

## STADIUM INFORMATION

Stadium .....	Corbett Stadium
Seating .....	3,000+
Year Opened .....	2011

## ATHLETICS COMMUNICATIONS

Communications Assistant/WSOC .....	Erin Beck
Office Phone .....	(813) 974-4029
Cell Phone .....	(321) 474-0282
Email .....	ebeck@usf.edu
Assistant A.D. - Communications .....	Brian Siegrist
Athletics Website .....	www.GoUSFBulls.com
Twitter .....	@USFWSOC

## TEAM INFORMATION

2017 Overall Record .....	13-4-2
Home .....	7-1
Away .....	5-2-1
Neutral .....	1-1-1
2017 Conference Record (The American) .....	7-1-1
Home .....	4-0
Away .....	3-1-1
Starters Returning/Lost .....	9/3
Newcomers .....	10

## 2018 NEWCOMERS

PLAYER	POS.	HT.	YEAR	HOMETOWN (PREV. SCHOOL)
Olivia Cooke	F/D	5-8	Fr.	Markham, Ontario, Canada (Bill Brothers)
Emma Davies	F	5-4	Fr.	St. Catharines, Ontario, Canada (Sir Winston Churchill)
Bella Keane	D	5-11	So.	Los Angeles, Calif. (Chaminade College Prep)
Camryn Lizardi	D	5-6	Fr.	Bradenton, Fla. (Braden River HS)
Sydney Martinez	GK	6-0	Fr.	Springfield, Ga. (Effingham County HS)
Sydney Nasello	F/MF	5-3	Fr.	Land O' Lakes, Fla. (Land O' Lakes HS)
Dominique Nelson	D	5-7	R-So.	Tarpon Springs, Fla. (East Lake HS)
Mia Palango	D	5-10	Fr.	Hamilton, Ontario, Canada (St. Mary Catholic)
Hannah Telleys	MF	5-10	Fr.	Orlando, Fla. (Lake Nona HS)
Autumn Woodard	F/D	5-1	Fr.	Orange Park, Fla. (Ridgeview HS)

## RETURNING STATISTICS

PLAYER	GP-GS	SHOTS	G	A	PTS.	GWG
Evelyne Viens	19-19	87	12	9	33	6
Andrea Hauksdottir	19-19	47	4	8	16	0
Aubrey Megrath	19-18	44	6	1	13	1
Sabrina Wagner	19-19	21	1	5	7	0
Grace Adams	14-9	17	2	0	4	2
Katie Kitching	13-9	7	2	0	4	1
Chyanne Dennis	17-13	7	0	1	1	0
Fanny Pelletier-Laroche	18-11	7	0	1	1	0
Kelli Burney	18-18	10	0	1	1	0





# 2018 ROSTER

NO.	NAME	POSITION	HEIGHT	YEAR	HOMETOWN (LAST SCHOOL)
0	Ricquelle Farquharson	GK	5-5	Fr.	Davie, Fla. (American Heritage HS)
1	Sydney Martinez	GK	6-0	Fr.	Springfield, Ga. (Effingham County HS)
2	Chyanne Dennis	D	5-11	Fr.	Sunrise, Fla. (American Heritage HS)
3	Aubrey Megrath	F	5-8	So.	West Palm Beach, Fla. (Palm Beach Central HS)
4	Hannah Telleys	MF	5-10	Fr.	Orlando, Fla. (Lake Nona HS)
5	Fanny Pelletier-Laroche	D	5-5	Fr.	Montreal, Quebec, Canada (Georges Vanier HS)
6	Grace Adams	MF	5-5	5-Yr.	Accra, Ghana (Dansis Senior HS)
7	Katie Kitching	MF	5-3	Fr.	Bedale, England (Bedale HS)
8	Anyssa Ibrahim	MF	5-6	Fr.	Montreal, Quebec, Canada (Vanier College)
10	Andrea Hauksdottir	MF	5-7	So.	Kapovagur, Iceland (Kvennaskolinn)
11	Lexi Dubreaze	D	5-7	Fr.	Pembroke Pines, Fla. (Charles W. Flanagan HS)
12	Mia Palango	D	5-10	Fr.	Hamilton, Ontario, Canada (St. Mary Catholic Secondary School)
13	Camryn Lizardi	D	5-6	Fr.	Bradenton, Fla. (Braden River HS)
14	Evelyne Viens	F	5-8	So.	L'ancienne-Lorette, Canada (Garneau)
15	Sabrina Wagner	D/F	5-7	Fr.	New Port Richey, Fla. (J.W. Mitchell HS)
16	Olivia Cooke	F/D	5-8	Fr.	Markham, Ontario, Canada (Bill Brothers)
17	Rebekah Anderson	M	5-5	So.	Valrico, Fla. (Durant HS)
18	Leah Ferlin	F	5-11	Fr.	Jacksonville, Fla. (The Bolles School)
19	Hanna Seybold	D	5-8	R-So.	Tampa, Fla. (Freedom HS)
21	Kelli Burney	D	5-5	So.	Bealton, Va. (Liberty HS)
23	Ashley Meade	MF/F	5-7	Fr.	Wall Township, N.J. (Saint John Vianney HS)
24	Jordan Tuttle	D/MF	5-7	Jr.	Yardley, Pa. (Notre Dame HS)
25	Dominique Nelson	D	5-7	R-So.	Tarpon Springs, Fla. (East Lake HS)
26	Bella Keane	D	5-11	So.	Los Angeles, Calif. (Chaminade College Prep)
27	Cassidy Kallenborn	MF	5-6	Jr.	Land O' Lakes, Fla. (Sunlake HS)
28	Malani Lee	F	5-5	So.	Plymouth, Mass. (University of Arizona)
29	Autumn Woodard	F/D	5-1	Fr.	Orange Park, Fla. (Ridgeview HS)
31	Brianna Blethen	D	5-8	So.	Bradenton, Fla. (Manatee HS)
33	Kylee Burroughs	MF/F	5-6	So.	Plant City, Fla. (Plant City HS)
35	Sydney Nasello	F/MF	5-3	Fr.	Land O' Lakes, Fla. (Land O' Lakes, Fla.)
42	Jordyn Smith	MF	5-4	R-So.	Stuart, Fla. (Martin County HS)
44	Emma Davies	F	5-4	Fr.	St. Catherines, Ontario, Canada (Sir Winston Churchill Secondary School)

USF
OUTLOOK
PLAYERS
COACHES
REVIEW
RECORDS
HISTORY
MEDIA

## COACHING STAFF

**Head Coach** -- Denise Schilte-Brown (UMBC, '96), 12<sup>th</sup> Season

**Associate Head Coach** -- Chris Brown (American, '94), 12<sup>th</sup> Season

**Assistant Coach** -- Iban Lopez (University of Santiago de Compostela, Spain, '05), 2<sup>nd</sup> Season

**Volunteer Assistant Coach** -- Juan De Brigard (German Sport University Cologne), 8<sup>th</sup> Season

## PRONUNCIATIONS

### PLAYERS

- 0 Ricquelle **Farquharson** (FAR-Kiss-in)
- 4 Hannah **Telleys** (TELL-ish)
- 5 Fanny **Pelletier-Laroche** (PEL-tee-eh La-roshe)
- 8 **Anyssa Ibrahim** (A-knee-suh Ee-bruh-him)
- 10 Andrea **Hauksdottir** (Hawks-daughter)
- 11 Lexi **Dubreaze** (Doo-Breeze)
- 13 Camryn **Lizardi** (Luh-Zar-Dee)
- 14 Evelyn **Viens** (VEE-en)
- 19 Hannah **Seybold** (see-bold)
- 29 Autumn **Woodard** (Wood-erd)
- 35 Sydney **Nasello** (Nuh-CELL-oh)

### COACHES

- Denise **Schilte-Brown** (SHILL-Tee)
- Iban Lopez** (EE-bon)
- Juan **De Brigard** (De Bree-guard)



# 2018 BROADCAST ROSTER

2018 SOUTH FLORIDA WOMEN'S SOCCER



Rikki Farquharson  
#0 | So. | GK




Sydney Martinez  
#1 | Fr. | GK



Chyanne Dennis  
#2 | So. | D



Aubrey Megrath  
#3 | Jr. | F



Hannah Telleys  
#4 | Fr. | MF



Fanny Pelletier-Laroche  
#5 | So. | D



Grace Adams  
#6 | 5-Yr. | MF



Katie Kitching  
#7 | So. | MF



Anyssa Ibrahim  
#8 | So. | MF



Andrea Hauksdottir  
#10 | Jr. | MF



Lexi Dubreuz  
#11 | So. | D




Mia Palango  
#12 | Fr. | D



Camryn Lizardi  
#13 | Fr. | D/F



Evelyne Viens  
#14 | Jr. | F



Sabrina Wagner  
#15 | So. | D/F



Olivia Cooke  
#16 | Fr. | F/D



Rebekah Anderson  
#17 | Jr. | D



Leah Ferlin  
#18 | So. | F



Hanna Seybold  
#19 | R-Sr. | D



Kelli Burney  
#21 | Jr. | D



Ashley Meade  
#23 | So. | MF/F



Jordan Tuttle  
#24 | Sr. | D/MF



Bella Keane  
#26 | Fr. | D



Cassidy Kallenborn  
#27 | R-Jr. | MF




Malani Lee  
#28 | Jr. | F



Autumn Woodard  
#29 | Fr. | F/D



Bri Blethen  
#31 | Jr. | D



Kylee Burroughs  
#33 | R-So. | MF/F



Sydney Nasello  
#35 | Fr. | F



Jordyn Smith  
#42 | R-Sr. | MF



Emma Davies  
#44 | Fr. | F



Head Coach  
Denise Schilte-Brown



Associate Head Coach  
Chris Brown



Assistant Coach  
Iban Lopez



Volunteer Assistant/  
Goalkeeper Coach  
Juan De Brigard



USF

OUTLOOK

PLAYERS

COACHES

REVIEW

RECORDS

HISTORY

MEDIA





# 2018 SCHEDULE

DAY	DATE	OPPONENT	LOCATION	TIME (ET)
<b>Wednesday</b>	<b>Aug. 8</b>	<b>Stetson (Exh.)</b>	<b>Tampa, Fla.</b>	<b>7 p.m.</b>
Saturday	Aug. 11	South Carolina (Exh.)	Columbia, S.C.	1 p.m.
<b>Monday</b>	<b>Aug. 13</b>	<b>Washington (Exh.)</b>	<b>Tampa, Fla.</b>	<b>7 p.m.</b>
<b>Thursday</b>	<b>Aug. 16</b>	<b>Towson</b>	<b>Tampa, Fla.</b>	<b>7 p.m.</b>
Sunday	Aug. 19	Auburn	Auburn, Ala.	2 p.m.
<b>Friday</b>	<b>Aug. 24</b>	<b>Baylor</b>	<b>Tampa, Fla.</b>	<b>7 p.m.</b>
<b>Thursday</b>	<b>Aug. 30</b>	<b>Detroit Mercy</b>	<b>Tampa, Fla.</b>	<b>7 p.m.</b>
Friday	Sept. 7	Navy	Annapolis, Md.	7 p.m.
Sunday	Sept. 9	Delaware <sup>&amp;</sup>	Annapolis, Md.	7 p.m.
<b>Thursday</b>	<b>Sept. 13</b>	<b>Western Carolina</b>	<b>Tampa, Fla.</b>	<b>7 p.m.</b>
Thursday	Sept. 27	Connecticut*	Storrs, Conn.	7 p.m.
Sunday	Sept. 30	Temple*	Philadelphia, Pa.	1 p.m.
<b>Thursday</b>	<b>Oct. 4</b>	<b>Cincinnati*</b>	<b>Tampa, Fla.</b>	<b>7 p.m.</b>
<b>Sunday</b>	<b>Oct. 7</b>	<b>ECU*</b>	<b>Tampa, Fla.</b>	<b>1 p.m.</b>
Thursday	Oct. 11	Tulsa*	Tulsa, Okla.	8 p.m.
Sunday	Oct. 14	Memphis*	Memphis, Tenn.	1 p.m.
<b>Thursday</b>	<b>Oct. 18</b>	<b>Houston*</b>	<b>Tampa, Fla.</b>	<b>7 p.m.</b>
<b>Sunday</b>	<b>Oct 21</b>	<b>SMU*</b>	<b>Tampa, Fla.</b>	<b>1 p.m.</b>
<b>Friday</b>	<b>Oct. 26</b>	<b>UCF*</b>	<b>Tampa, Fla.</b>	<b>7 p.m.</b>

## 2018 AMERICAN CHAMPIONSHIP

Wednesday	Oct. 31	Quarterfinals	No. 1 Seed	TBD
Friday	Nov. 2	Semifinals	No. 1 Seed	TBD
Sunday	Nov. 4	Final	No. 1 Seed	TBD

## 2018 NCAA TOURNAMENT

Fri-Sun	Nov. 9-11	First Round	Campus Sites	TBD
Friday	Nov. 17	Second Round	Campus Sites	TBD
Sunday	Nov. 19	Third Round	Campus Sites	TBD
Fri-Sun	Nov. 23-24	Quarterfinals	Campus Sites	TBD
Friday	Nov. 30	College Cup	San Jose, Calif.	TBD
Sunday	Dec. 2	College Cup	San Jose, Calif.	TBD

**BOLD** indicates home match at Corbett Soccer Stadium

\* indicates conference match

<sup>&</sup> indicates neutral

All times are eastern and subject to change

USF
OUTLOOK
PLAYERS
COACHES
REVIEW
RECORDS
HISTORY
MEDIA





# DENISE SCHILTE-BROWN

## HEAD COACH

12<sup>th</sup> Season // 113-68-34 // UMBC, '96

Denise Schilte-Brown became the second coach in the history of the University of South Florida women's soccer program in December of 2006, bringing with her new energy and enthusiasm for both the team and the University.

Schilte-Brown will enter her 12th year at the helm of the University South Florida women's soccer program in the fall of 2018 and 21st year as a head coach overall. In her 11 seasons at USF, Schilte-Brown has amassed a record of 113-68-34 and a 207-137-53 slate overall.

She led the Bulls to the program's first American Athletic Conference Championship in 2017, back-to-back American Athletic Conference Championship appearances in 2014 & 2015, and a semifinal appearance in the inaugural season of the American Athletic Conference in 2013. She has led the Bulls to four BIG EAST Championship appearances, and has only missed two postseason conference tournaments in 16 seasons. She led USF to its first-ever NCAA Tournament appearance in 2010, its second in 2014, third in 2015 and fourth in 2017.

Schilte-Brown led the program to one of its best finishes in history in 2017. USF won the American Athletic Conference Tournament championship and made it to the second round of the NCAA tournament for just the second time in program history. The team posted a program-best AAC record at 7-1-0 during the regular season. During the season, Schilte-Brown reached her 200th overall win, and helped the program to its 200th overall win.

Also in 2017, Schilte-Brown achieved UEFA "A" license, just one level below the UEFA Pro license.

Under Schilte-Brown, the Bulls have improved in almost every offensive and defensive category over the years. USF bettered its numbers from the previous season in four straight seasons in wins, BIG EAST wins, goals scored, points, shots on goal, goals allowed, GAA and shutouts. USF's 39 goals scored in 2015 were the most of the Schilte-Brown era and the most since 1998, when it scored 59 goals on the season. It is the third most all-time in USF history.

In 2016, Schilte-Brown reached her 100th win at the helm of the Bulls and led the team to the longest perfect record in the nation with eight straight wins. USF was ranked for seven consecutive weeks and reached the highest ranking in program history at No. 14.

In 2015, Schilte-Brown's squad tied the record for wins in a season (15) and posted one of the best marks in non-conference play in school history. The squad was ranked in polls for consecutive weeks and reached one of the highest rankings in program history at No. 18. The team advanced to the conference championship for the second straight year and the NCAA tournament for the second straight year.

In 2014, Schilte-Brown led the team to a 13-7-2 record and a 6-3-0 mark in conference play. The Bulls advanced to the championship match of the conference tournament before falling in penalty kicks to second-seeded UConn. USF advanced to its second NCAA tournament appearance under Schilte-Brown and hosted the first round at Corbett Stadium.

The 2010 season proved to be a year of firsts for USF, not only under Schilte-Brown but the entire program. She took the Bulls the farthest they had ever been in the BIG EAST Championships. The Bulls were the No. 3 seed out of the American Division and received a first-round bye. USF traveled to the nation's capital and knocked off Georgetown in the quarterfinals.

Prior to 2010, the Bulls had never advanced past the second round of the championships and had never finished higher than second in a conference tournament in 16 seasons. USF was 3-3 in six BIG EAST Conference Championship matches.

More impressively, the Bulls earned the program's first NCAA Tournament in 2010 and picked up their first NCAA win, a 3-1 over Auburn in the first round in Tallahassee, Fla.

- USF
- OUTLOOK
- PLAYERS
- COACHES**
- REVIEW
- RECORDS
- HISTORY
- MEDIA



**SCHILTE-BROWN FILE**

**Hometown:** Halifax, Nova Scotia, Canada  
**Alma Mater:** UMBC - 1996  
**Family:** Husband, Chris  
 Twins, Ethan & Kenza

**CONFERENCE CHAMPIONSHIPS (3)**  
 American - 2017, CAA 2005\*  
 \*Regular Season & Tournament Champion

**NCAA APPEARANCES (6)**  
 2004, 2005, 2010, 2014, 2015, 2017

**NCAA SECOND ROUND (2)**  
 2010, 2017

**COACHING CAREER**

1997 ..... Eckerd College Assistant Coach  
 1998 ..... University of Tampa Assistant Coach  
 1998-1999 ..... University of Maryland-Baltimore County Head Coach  
 2000-2006 ..... VCU Head Coach  
 2007-Present ..... USF Head Coach

**USF AND COACH SCHILTE-BROWN**

YEAR	RECORD	CONFERENCE	POST SEASON
2007	4-10-3	3-6-2	BIG EAST First Round
2008	7-8-3	3-7-1	
2009	9-8-3	6-4-2	BIG EAST Quarterfinals
2010	14-6-3	6-3-2	NCAA Second Round
2011	6-8-4	2-6-3	
2012	10-5-4	6-2-2	BIG EAST Semifinals
2013	10-4-6	4-3-2	AAC Semifinals
2014	13-7-2	6-3	NCAA First Round
2015	15-4-3	6-2-1	NCAA First Round
2016	12-4-3	4-3-2	AAC Semifinals
2017	13-4-2	7-1-1	NCAA Second Round*

\*American Tournament Champion

**COACHING ACCOMPLISHMENTS**

2001 ..... CAA Coach of the Year  
 2000, 2001, 2002, 2003, 2004, 2005, 2006 ..... CAA Tournament Appearances  
 2007, 2009, 2010, 2012 ..... BIG EAST Tournament Appearances  
 2010 ..... BIG EAST Runner-Up  
 2014, 2015 ..... AAC Runner-Up



The Bulls bowed out of the tournament in a 2-1 loss to No. 8 Florida State in the second round.

Additionally, women's soccer finished ranked in a national poll for the first time in school history following the 2010 campaign.

The Bulls finished ranked No. 25 by Soccer America in the final regular season poll, No. 28 by Top Drawer Soccer and received votes in the final postseason ranking by the NCSAA, all of which were program firsts.

In 2009, USF returned to the BIG EAST Tournament and picked up its first BIG EAST postseason win, a 1-0 win over DePaul in Tampa in the first round. Following the season, the Bulls were recognized by Somis Sports as the 13th most improved women's soccer programs in America from 2008 to 2009.

In 2008, Schilte-Brown welcomed 28 newcomers to her soccer program and eclipsed the win total from the previous season but missed out on postseason play.

In her first season at USF, Schilte-Brown guided the 2007 Bulls to a 4-10-3 record and led the Bulls to their first Big East Championships in school history.

During her seven years at VCU, Schilte-Brown led the Rams to a 77-51-17 record, including Colonial Athletic Association (CAA) conference championships in 2004 and 2005 and a third-place finish in 2006. The Rams won the CAA Tournament as well in 2004 and under Schilte-Brown's guidance advanced to the program's only two NCAA Tournament appearances in 2004 and 2005.

Prior to arriving at VCU in 2000, Schilte-Brown directed the University of Maryland-Baltimore County Retrievers to an 18-17-1 record over two seasons, including a second and fourth-place finish in the Northeast Conference.

After graduating from UMBC in 1996 with a bachelor's degree in economics, Schilte-Brown served as an assistant coach at both Eckerd (Fla.) College (1997) and the University of Tampa (1998) before returning to her alma mater. While in Florida, she was also the head coach of the Tampa Heather U-13 and U-19 youth soccer clubs.

Schilte-Brown served four years as a regional coach for the Olympic Development Program (ODP), and ran the national training center in Tampa. She also served as a US National Team Coach for the U-23 national team camp, and was a national staff coach for U-23 camps. She was also an assistant coach for the Virginia Youth Soccer Association (VYSA) U-17 ODP. She was also a head coach at both the 2003 and 2004 InfoSport Pro Soccer Combines.

In February of 2001, Schilte-Brown became the first women's soccer player to be inducted into UMBC's Athletic Hall of Fame. The 1996 Big South Conference Player of the Year earned all-conference accolades four consecutive seasons while at UMBC and was the team MVP three of her four seasons with the Retrievers. Schilte-Brown still holds the UMBC record in goals (55), assists (38) and points (148).

A native of Grimsby, Ontario, and a member of the 1997 Canadian National Team, Schilte-Brown also played two seasons in the Women's Bundesliga professional league in Germany as well as the W-League in the United States from 1998-2001.

- USF
- OUTLOOK
- PLAYERS
- COACHES**
- REVIEW
- RECORDS
- HISTORY
- MEDIA





# CHRIS BROWN

## ASSOCIATE HEAD COACH

12<sup>th</sup> Season // American, '94

Entering his 12th season with USF in 2018, Chris Brown has played an important role in the success of the USF women's soccer program over the last 11 seasons.

Brown has helped guide the Bulls to constant improvement, as each season has seen the Bulls improve in almost every offensive and defensive category. USF bettered its numbers from the previous season in each of his first four seasons in total wins, conference wins, goals scored, points, shots on goal, goals allowed, GAA and shutouts.

Brown helped lead the Bulls to their first American Athletic Conference Tournament Championship in 2017, and a second-round NCAA appearance. He also helped USF to its best AAC regular season finish, 7-1, and the sixth straight 10 or more win season.

Brown and his wife, head coach Denise Schilte-Brown, have led the Bulls to every NCAA appearance in program history, including two appearances in the second round, as well as three AAC Championship appearances. The 7-1 conference record in 2017 was the program's best conference finish in history.

In 2010, the Bulls made their first appearance in the BIG EAST Championship Finals and made their first NCAA tournament, earning their first NCAA win



### BROWN FILE

**Hometown:** San Antonio, Texas  
**Alma Mater:** American, 1994  
 B.A. in Political Science  
 VCU, 2003  
 M.S. in Education  
**Family:** Wife, Denise  
 Twins, Ethan & Kenza

**CONFERENCE CHAMPIONSHIPS (3)**  
 American - 2017, CAA 2005 & 2005\*

\*Regular Season & Tournament Champion

**NCAA APPEARANCES (6)**  
 2004, 2005, 2010, 2014, 2015, 2017

**NCAA SECOND ROUND (2)**  
 2010, 2017

### COACHING CAREER

1997 ..... University of Tampa Assistant Coach  
 1998-1999 ..... UMBC Assistant Coach  
 2000-2006 ..... VCU Co-Head Coach  
 2009-2014 ..... Guyana Senior National Team Head Coach  
 2007-Present ..... USF Associate Head Coach

### COACHING ACCOMPLISHMENTS

2001 ..... CAA Coach of the Year  
 2000, 2001, 2002, 2003, 2004, 2005, 2006 ..... CAA Tournament Appearances  
 2004, 2005 ..... CAA Conference Championship  
 2005 ..... CAA Regular Season Championship  
 2007, 2009, 2010, 2012 ..... BIG EAST Tournament Appearances  
 2010 ..... BIG EAST Runner-Up  
 2010 ..... CONCACAF Finals Appearance  
 2014, 2015 ..... AAC Runner-Up  
 2004, 2005, 2010, 2014, 2015, 2017 ..... NCAA Appearance  
 2017 ..... AAC Tournament Championship

- USF
- OUTLOOK
- PLAYERS
- COACHES**
- REVIEW
- RECORDS
- HISTORY
- MEDIA



with a 3-1 defeat of Auburn. Brown helped the Bulls to the second-most wins program history (14) which was one shy of the program record.

Brown also worked with the Guyana Football Federation from 2009-2014. He served as the assistant coach for the Guyana Senior Women's National Team in 2009 before being promoted to head coach from 2010-2014. Brown helped the team to qualify for both the Central American and Caribbean Games and the final round of the 2010 Gold Cup. He was also head coach of the U20 Women's Team from 2012-2013.

In his first season with the Bulls, Brown helped guide the Bulls to the 2007 BIG EAST tournament and then again in 2009, where they picked up their first BIG EAST Championship win.

Brown came to USF from Virginia Commonwealth, where he worked with the Rams for seven seasons, six of which were as the co-head coach, alongside his wife, Denise.

Brown joined then-fiancée Denise Schilte for the 2000 season as an assistant coach and helped guide VCU, which finished just 3-15-2 the previous year, to a breakthrough campaign. The Rams finished with a record of 9-10-1 and advanced to the semifinals of the CAA tournament for the first time in school history. He was elevated to co-head coach after the couple married in April, 2001 and directed the 2001 VCU squad to seven wins and another appearance in the league tournament semifinals, which earned the husband-and-wife tandem CAA Coach-of-the-Year honors.

In 2004, the tandem guided the Rams to their first CAA Tournament Title and their first-ever trip to the NCAA Tournament. VCU continued its success the next season, winning the 2005 CAA regular season title and advancing to the NCAA Tournament for the second consecutive season while also winning the program's first and only game in the tournament, a 3-1 victory over Clemson. Those two seasons are still the only two in school history in which the Rams have advanced the NCAA Tournament.

Brown's soccer resume is outstanding, both as a coach and player. He played at both UNC Charlotte and American University before graduating with honors from the latter in 1994.

He played professionally for 11 seasons (1994-2004), including the last five with the Richmond Kickers of the A-League. Brown was also a member of the A-League's New Orleans Storm from 1996-99 and played briefly for Major League Soccer's Dallas Burn during the 1998 season. In addition, he spent two years with TusCelle of the German Third Division.

Brown's collegiate coaching career began as an assistant with the University of Tampa men's team in 1997. He then joined Schilte during her two-year stint as head coach at Maryland-Baltimore County before the pair arrived at VCU.

Born in London, England, Brown grew up in San Antonio, Texas, and holds citizenship in three countries: the United States, England and Canada. He possesses a USSF "A" coaching license and a USSF National Youth coaching license.

Brown and his wife, Denise, have two children, a set of twins named Ethan and Kenza.

**PLAYING CAREER**

- American University
- UNC Charlotte
- Tus Celle 1994-95
- New Orleans Storm, 1996-99
- Dallas Burn, 1998
- Richmond Kickers, 2000-2004

USF
OUTLOOK
PLAYERS
<b>COACHES</b>
REVIEW
RECORDS
HISTORY
MEDIA







# IBAN LOPEZ

## ASSISTANT COACH

2<sup>nd</sup> Season // University of Santiago de Compostela, Spain, '05

Iban Lopez was promoted to assistant coach for USF women's soccer entering into the 2018 season.

Lopez is an expert tactician with incredible passion for the game. He spent the 2017 championship season serving as a tactician and helped develop the soccer game model as well as tactical game plans and provided analysis of opponents and players. He was crucial in the adaptation of training methodology and preparation for training.

Lopez possesses 20 years of experience coaching in Spain and the U.S., and attained a UEFA Pro license in 2016. He arrived at USF in 2016 as a volunteer after serving as the director of soccer academy at CD Conxo in Spain.

- USF
- OUTLOOK
- PLAYERS
- COACHES**
- REVIEW
- RECORDS
- HISTORY
- MEDIA







# JUAN DE BRIGARD

## ASSISTANT COACH

8<sup>th</sup> Season // German Sport University Cologne

Juan Enrique De Brigard will begin his eighth season with the USF women's soccer program as a volunteer assistant coach in 2018, mainly working with the Bulls' goalkeepers. A highly-regarded expert in physical training, De Brigard has over 30 years of coaching experience recognized for providing groundbreaking levels of coaching and strategies to enhance individual and team play.

De Brigard helped mentor former Bulls' goalkeeper Christiane Endler, who signed to play professionally with Chelsea FC in England. Under De Brigard's leadership, Endler set the program's single-season record in shutouts with nine in 2012 and the all-time record in GAA at 0.90. Endler was named second team All-American Athletic Conference in 2013 and was also named conference goalkeeper of the week three times. De Brigard also mentored one of USF's most successful goalkeepers, Kat Elliott, who was one of only two Bulls to start in goal all four years of her career. She finished her career with the most shutouts of any USF goalie at 25.

De Brigard has helped lead the Bulls to six straight 10-plus win seasons and three postseason appearances in the past four years.

In his first season with the Bulls in 2010, De Brigard played a vital role in the Bulls' breakout season. He helped guide USF to the farthest they had ever been in the BIG EAST Championships. The Bulls were the No. 3 seed out of the American Division and received a first-round bye. USF traveled to the nation's capital and knocked off Georgetown in the quarterfinals. In the semifinals, USF came from behind twice to defeat then- No.12/8 Marquette, 3-2, in Piscataway, NJ. The Bulls eventually lost to No. 22 West Virginia, 1-0, in their first finals appearance.

Prior to 2010, the Bulls had never advanced past the second round of the championships and had never finished higher than second in a conference tournament in 16 seasons.

More impressively, the Bulls earned the program's first NCAA Tournament in 2010 and picked up their first NCAA win, a 3-1 over Auburn in the first round in Tallahassee, Fla. The Bulls bowed out of the tournament in a 2-1 loss to No. 8 Florida State in the second round.

Fluent in English, Spanish and German, De Brigard is a native of Colombia.

De Brigard obtained his B.S. in Physical Education from the world famous German Sport University in Cologne. He later completed his soccer education by acquiring his professional soccer coaching license of the German Soccer Federation.

De Brigard carries the exclusive title of the "Fussball - Lehrer" (Soccer Teacher) and is therefore qualified to coach any professional soccer team in the world.

In 25 years of international coaching experience, Coach De Brigard has been recognized for his versatile involvement in different areas of soccer. He has successfully trained many young players toward reaching their goals of obtaining professional soccer careers. He has been a head coach and a physical trainer at the highest level in Colombian soccer.

In 2008, De Brigard created non-profit organization that teaches football at no cost in elementary schools of low income areas in Tampa. More than 1,200 children have benefited from the program.





# PLAYER PAGES

W O M E N ' S S O C C E R

2018 MEDIA GUIDE





# 6 GRACE ADAMS

FIFTH YEAR // DEFENDER // 5-5 // DANSIS SENIOR HIGH SCHOOL // ACCRA, GHANA

### SENIOR SEASON (2017):

- Appeared in 14 games, started nine
- Scored two goals, including an overtime golden goal at Alabama (Aug. 24)
- Her game-winner at Alabama earned the program its 200th overall win
- Recorded 17 shots
- Helped the Bulls record eight shutouts
- Was named to the American Athletic Conference Honor Roll once (Aug. 28)

### JUNIOR SEASON (2016):

- Played in all 19 games of the season, starting four
- Finished the year with two goals and one assist
- Scored her first goal of the season against Temple (Oct. 13)
- Scored overtime game-winning goals against Temple (Oct.13) and ECU (Oct. 20 )
- Named to the American Athletic Conference All-Tournament Team

### SOPHOMORE SEASON (2015):

- Added to the Bulls roster hours before the first game of the season
- Appeared in 21 games, starting one
- Recorded three assists on the season, including assisting on two game-winning goals.

### PERSONAL:

- Major is interdisciplinary social sciences

Season	GP	Min.	G	A	Pts	Shot	Shot%	SOG	SOG%	GW	PK-ATT
2017	14	945	2	0	4	17	.118	4	.235	2	1-1
2016	19	977	2	1	5	12	.167	9	.750	2	0-0
2015	21	857	0	4	4	17	.000	5	.294	0	0-0
<b>Totals</b>	<b>54</b>	<b>2,779</b>	<b>4</b>	<b>5</b>	<b>13</b>	<b>46</b>	<b>.087</b>	<b>18</b>	<b>.391</b>	<b>4</b>	<b>1-1</b>

- USF
- OUTLOOK
- PLAYERS**
- COACHES
- REVIEW
- RECORDS
- HISTORY
- MEDIA





# 19 HANNA SEYBOLD

R-SENIOR // DEFENDER // 5-8 // FREEDOM HIGH SCHOOL // TAMPA, FLA.

- USF
- OUTLOOK
- PLAYERS
- COACHES
- REVIEW
- RECORDS
- HISTORY
- MEDIA

**2017:**

- Appeared 14 games
- Recorded her first goal as a Bull against Houston (Oct. 8)

**Robert Morris University (2015)**

- Played in 20 games at the defender position, starting 18
- Tallied six shots with five of them coming on goal
- Season-high two shots, both of which were on goal, against Wagner (10/16)
- Registered three points on three assists
- Her three assists came in victories over Canisius (9/13), Northern Kentucky (9/28), and Mount St. Mary's (10/30)

**Robert Morris University (2014)**

- Appeared in 17 games
- Earned first start against Niagara (9/18)
- Recorded three shots this season, all of which were on goal

**High School:**

- Was an all-section and all-county selection at Freedom
- Named team defensive most valuable player as a junior
- Was her team's offensive most valuable player as a senior
- Also played flag football in high school

**Personal:**

- Daughter of John and Wendy Seybold
- Has three siblings, Taylor, Nicole and Brian.

Season	GP	Min.	G	A	Pts	Shot	Shot%	SOG	SOG%	GW	PK-ATT
2017	14	331	1	1	3	7	.143	4	.571	0	0-0
2016	0	0	0	0	0	0	0	0	0	0	0-0
2015	20	1,509	0	3	3	6	0	5	.833	0	0-0
2014	17	1	0	0	0	3	0	3	1.00	0	0-0
<b>Totals</b>	<b>37</b>	<b>1,841</b>	<b>1</b>	<b>4</b>	<b>6</b>	<b>16</b>	<b>0.063</b>	<b>12</b>	<b>.750</b>	<b>0</b>	<b>0-0</b>





# 24 **JORDAN** **TUTTLE**



SENIOR // DEFENDER/MIDFIELDER // 5-7 // NOTRE DAME HIGH SCHOOL // YARDLEY, PA.

**2017:**

- Appeared in two games
- Recorded one shot against American (Aug. 20).

**2016:**

- Appeared in 18 games
- Recorded her first career start against Houston (Oct. 2)
- Scored her first career goal against Kentucky (Aug. 25)
- Also scored the winning goal against Kentucky (Aug. 25)

**2015:**

- In her first year as a Bull, appeared in 11 games
- Posted two shots

**High School:**

- Four-year letter winner at Notre Dame Catholic High School
- Was captain as a senior in 2015
- Earned all-state honors in 2014


**Personal:**

- Born on Sept. 18, 1996 in Holland, Pa.
- Daughter of Leah and John Tuttle
- Has one brother, Jack
- Intended major is International Business

Season	GP	Min.	G	A	Pts	Shot	Shot%	SOG	SOG%	GW	PK-ATT
2017	2	23	0	0	0	1	0	0	0	0	0-0
2016	18	655	1	0	2	12	.083	3	.250	1	0-0
2015	11	215	0	0	0	2	0.00	1	.500	0	0-0
<b>Totals</b>	<b>31</b>	<b>893</b>	<b>1</b>	<b>0</b>	<b>2</b>	<b>15</b>	<b>.067</b>	<b>4</b>	<b>.267</b>	<b>1</b>	<b>0-0</b>

- USF
- OUTLOOK
- PLAYERS**
- COACHES
- REVIEW
- RECORDS
- HISTORY
- MEDIA





# 3 **AUBREY MEGRATH**

JUNIOR // FORWARD/DEFENDER // 5-8 // PALM BEACH CENTRAL HIGH SCHOOL // WEST PALM BEACH, FLA.

**2017:**

- Started 18 games, appearing in all 19
- Was second on the team in goals with six
- She recorded her single-game high of two goals against SMU (Oct. 5)
- Posted 44 shots, 23 on goal
- Recorded a goal in the Bulls' victory over FGCU in the first round of the NCAA tournament

**2016:**

- Appeared in nine games
- Scored her first career goal against Jacksonville (Sept. 8)
- Started her first career game against FIU

**High School/Club:**

- Played for Palm Beach Central High School
- High school soccer team captain
- Played for Boca United club team
- Florida ODP State team in 2011, 2012 and 2013
- Attended Region 3 National Training Camp in Arizona
- 2012 state league first place, and team captain
- 2013 State Cup Champion, and team captain.

**Personal:**

- Daughter of Wendy and Bryan Megrath
- Has two sisters, Erika and Nichole
- Has one brother, Kyle Megrath.

Season	GP	Min.	G	A	Pts	Shot	Shot%	SOG	SOG%	GW	PK-ATT
2017	19	1,411	6	1	13	44	.136	23	.523	1	0-0
2016	17	745	0	3	3	6	0	4	.667	0	0-0
<b>Totals</b>	<b>36</b>	<b>2,156</b>	<b>6</b>	<b>4</b>	<b>16</b>	<b>50</b>	<b>.120</b>	<b>27</b>	<b>.540</b>	<b>1</b>	<b>0-0</b>





2018 **SOUTH FLORIDA** WOMEN'S SOCCER

# 10 **ANDREA** **HAUKSDOTTIR**

JUNIOR // MIDFIELDER // 5-7 // KVENNASKOLINN // KOPAVOGUR, ICELAND

**2017:**

- Named to the American All-Conference First Team
- Named to the All-Tournament team after the American Athletic Conference Championship
- Named to the United Soccer Coaches All-Southeast Region Second Team
- Started all 19 games at midfield
- Was a perfect 4-for-4 in penalty kicks
- Recorded eight assists and 16 points
- Recorded 47 shots
- Helped the Bulls post eight shutouts
- Netted one of the penalty kicks that led to the program's first-ever American Athletic Conference tournament championship
- Was named to the American Honor Roll once (Aug. 28)

**2016:**

- Started all 19 games in midfield
- Finished her freshman year second on the team with in scoring goals
- Recorded two assists for a total of 12 points
- Scored her first career goal against ULM (Aug. 19)

- Scored the game-winning goal against Alabama (Sept. 2) and Tulsa (Oct. 30)
- Selected for the all-rookie team
- Named second team all-conference

**CLUB/PREP:**

- Played for Kvennaskolijnn I Reykjavik
- Played for Breidablik club team
- Breidablik club team was Cup Champions in 2013
- Champions of Champions in 2014
- League champions in 2015
- Iceland U-17 Women's National team (2012)
- Iceland U-19 Women's National Team (2013-2015)
- Iceland Full Women's National Team 2016.

**PERSONAL:**

- Daughter of Thora Bjorg Gudjonsdottir & Haukur Njalsson, and stepfather Helgi Magnusson
- Five siblings: Johann, Kristin, Solrun, Sigrun and Maria
- Major is health sciences

Season	GP	Min.	G	A	Pts	Shot	Shot%	SOG	SOG%	GW	PK-ATT
2017	19	1,647	4	8	16	47	.085	17	.362	0	4-4
2016	19	1,562	5	2	12	20	.250	11	.550	2	0-0
<b>Totals</b>	<b>38</b>	<b>3,209</b>	<b>9</b>	<b>10</b>	<b>28</b>	<b>67</b>	<b>.134</b>	<b>28</b>	<b>.418</b>	<b>2</b>	<b>4-4</b>

- USF
- OUTLOOK
- PLAYERS**
- COACHES
- REVIEW
- RECORDS
- HISTORY
- MEDIA





# 14 **EVELYNE VIENS**

**JUNIOR // FORWARD // 5-8 // GARNEAU // L'ANCIENNE-LORETTE, QUEBEC, CANADA**

- USF
- OUTLOOK
- PLAYERS**
- COACHES
- REVIEW
- RECORDS
- HISTORY
- MEDIA

**2017:**

- Started all 19 games as forward
- Led the Bulls in points (33), goals (12), assists (9) and shots (87)
- Scored six game-winners, the most in a season in program history
- Was named American Athletic Conference Preseason Offensive Player of the Year
- Was named to the honor roll for three straight weeks, from Oct. 2 – Oct. 23
- Scored the game-winner in the Bulls' semifinal win over SMU (Nov. 3)
- Netted one of the penalty kicks that led to USF's first-ever American tournament championship
- Was named the American Athletic Conference tournament's most outstanding offensive player
- Was named to the all-tournament team
- Was named all-conference first team
- Was named to the United Soccer Coaches All-Southeast Region First Team
- Was named USF's women's soccer's first-ever All-American, when she was named to the United Soccer Coaches third team
- Recorded a goal in the Bulls' victory over FGCU in the first round of the NCAA tournament

**2016:**

- Started all 19 games as a forward
- Finished her freshman year first on the team, scoring a team-leading 16 goals
- Recorded four assists totaling 36 points
- Scored her first career goal against Kentucky (Aug. 25)
- Recorded a hat trick against Jacksonville (Sept. 8)
- Had three game-winning goals
- Was a perfect 2-for-2 on penalty kicks
- Tied the school record for goals in a season
- Was named American Athletic Conference Rookie of the Year

- Named first team all-conference
- Selected for the all-rookie team

**CLUB/PREP:**

- National champion during both 2014 and 2015 seasons
- Played for Haute-Saint-Charles club team
- MVP and Gold Boot of Quebec for U17 in 2014 (had 23 goals in 14 games)
- Gold Boot for U-18 in 2015 (31 goals 18 games)
- Won the Quebec Cup and finished first in LSEQ (Soccer Quebec League) with Diables Rouges of Haute-Saint-Charles in U18
- Won the bronze medal during the U18 National Championship
- Finished with eight goals in five games and won the Gold Boot during the national championship
- Two-time league All-Star (2014 and 2015)
- Two-time National Tournament All-Star (2014 and 2015)
- National Tournament MVP in 2014
- Quebec League MVP in 2015
- Canadian CEGEP All-Star and MVP in 2015.

**PERSONAL:**

- Daughter of Chanel & Andre Viens
- One sibling, Nicolas
- Major is accounting

Season	GP	Min.	G	A	Pts	Shot	Shot%	SOG	SOG%	GW	PK-ATT
2017	19	1,391	12	9	33	87	.138	52	.598	6	0-0
2016	19	1,386	16	4	36	69	.232	36	.522	3	2-2
<b>Totals</b>	<b>38</b>	<b>2,777</b>	<b>28</b>	<b>13</b>	<b>69</b>	<b>156</b>	<b>.179</b>	<b>88</b>	<b>.564</b>	<b>9</b>	<b>2-2</b>





# 17 **REBEKAH ANDERSON**



JUNIOR // DEFENDER // 5-5 // DURANT HIGH SCHOOL // VALRICO, FLA.

**2017:**

- Appeared in 10 games
- Posted one shot against Charlotte in the season opener (Aug. 18)

**2016:**

- Appeared in three games
- Recorded one shot

**CLUB/PREP:**

- State, regional and national champion with Durant High School in 2015
- 2014 national champion runner-up
- Captain of high school team
- Played for Tampa Bay United club team

**PERSONAL:**

- Daughter of Michelle & Mark Anderson
- One sibling, Dustin
- Major is biomedical sciences

Season	GP	Min.	G	A	Pts	Shot	Shot%	SOG	SOG%	GW	PK-ATT
2017	10	156	0	0	0	1	0.00	0	0.00	0	0-0
2016	3	42	0	0	0	1	0.00	0	0.00	0	0-0
<b>Totals</b>	<b>13</b>	<b>198</b>	<b>0</b>	<b>0</b>	<b>0</b>	<b>2</b>	<b>0.0</b>	<b>0</b>	<b>0.0</b>	<b>0</b>	<b>0-0</b>

- USF
- OUTLOOK
- PLAYERS**
- COACHES
- REVIEW
- RECORDS
- HISTORY
- MEDIA





# 21 **KELLI** **BURNEY**

R-JUNIOR // DEFENDER // 5-5 // LIBERTY HIGH SCHOOL // BEALETON, VA.

**2017:**

- Started 18 games for the Bulls and recorded one assist in the match at Houston (Oct. 8)
- Played 90 or more minutes in 14 games
- Helped the Bulls record eight shutouts

**2016:**

- Started all 19 games as a redshirt freshman
- Recorded one shot on goal

**2015:**

- Did not play in 2015 due to injury

**CLUB/PREP:**

- Only played her freshman year of high school, earning first team all-district honors in 2012
- Was a member of VSA Heat Blue
- US Youth National Finalist
- State Cup champion for three years

**PERSONAL:**

- Born May 4, 1997
- Daughter of Larry and Lucianne Burney
- One sibling, Kevin
- Major is finance

Season	GP	Min.	G	A	Pts	Shot	Shot%	SOG	SOG%	GW	PK-ATT
2017	18	1,582	0	1	1	0	0.00	0	0.00	0	0-0
2016	19	1,580	0	0	0	0	0.00	0	0.00	0	0-0t
<b>Totals</b>	<b>37</b>	<b>3,162</b>	<b>0</b>	<b>1</b>	<b>1</b>	<b>0</b>	<b>0.00</b>	<b>0</b>	<b>0.00</b>	<b>0</b>	<b>0-0</b>





# 27 **CASSIDY** **HALLENBORN**

R-JUNIOR // MIDFIELDER // 5-6 // SUNLAKE HIGH SCHOOL // LAND O' LAKES, FLA.

**2017:**

- Appeared in six games

**2016:**

- Appeared in one game

**2015:**

- Added depth for the Bulls at midfield, did not see action

**CLUB/PREP:**

- Four-year letter winner
- Team captain
- All-conference academic athlete
- Also lettered in softball, tennis and cross country

**PERSONAL:**

- Born March 4, 1997
- Daughter of Kip & Celeste Kallenborn
- Has one sibling, Connor
- Major is economics

Season	GP	Min.	G	A	Pts	Shot	Shot%	SOG	SOG%	GW	PK-ATT
2017	6	78	0	0	0	0	0.00	0	0.00	0	0-0
2016	1	6	0	0	0	0	0	0	0	0	0-0
2015	0	0	0	0	0	0	0	0	0	0	0-0
<b>Totals</b>	<b>1</b>	<b>84</b>	<b>0</b>	<b>0</b>	<b>0</b>	<b>0</b>	<b>0</b>	<b>0</b>	<b>0</b>	<b>0</b>	<b>0-0</b>

- USF
- OUTLOOK
- PLAYERS**
- COACHES
- REVIEW
- RECORDS
- HISTORY
- MEDIA





# 28 MALANI LEE

JUNIOR // FORWARD // 5-5 // PLYMOUTH, MASS. // IMG ACADEMY

**2017:**

- Did not play due to injury

- Youngest of nine children, has five brothers and three sisters
- Daughter of Christopher Hafferty and Melinda Wakefield.

**2016 (Arizona):**

- Appeared in one game

**Prep:**

- Four-year varsity letter at IMG Academy in Louisville, Ky.
- Captain of her high school team in her junior year
- Named most valuable player in her freshman, sophomore, and junior years
- Selected to the all-state, all-region, all-district, and all-city team in her freshman, sophomore, and junior years

Season	GP	Min.	G	A	Pts	Shot	Shot%	SOG	SOG%	GW	PK-ATT
2017	0	0	0	0	0	0	0	0	0	0	0
2016	1	8	0	0	0	0	0	0	0	0	0-0
<b>Totals</b>	<b>1</b>	<b>8</b>	<b>0</b>	<b>0</b>	<b>0</b>	<b>0</b>	<b>0</b>	<b>0</b>	<b>0</b>	<b>0</b>	<b>0-0</b>





# 31 **BRIANNA BLETHEN**



JUNIOR // DEFENDER // 5-8 // MANATEE HIGH SCHOOL // BRADENTON, FLA.

**2017:**

- Appeared in 18 games, started six
- Recorded one assist in the season opener against Charlotte (Aug. 18)
- Posted four shots, three on goal

**2016:**

- Appeared in 15 games, started in three

**CLUB/PREP:**

- MVP for high school soccer team during junior season (2014-2015)
- Honorable mention for Manatee and Sarasota All-County High School Soccer Team during junior season
- Played for Braden River Rage club team
- Captain of both high school and club teams during her senior season (2015-2016)

**PERSONAL:**

- Daughter of Michele & Darrell Blethen
- One sibling, Kaley
- Major is health sciences
- Received letter for academic achievement for maintaining a 3.5 GPA or higher from 2013-2015

Season	GP	Min.	G	A	Pts	Shot	Shot%	SOG	SOG%	GW	PK-ATT
2017	18	983	0	1	1	4	0.00	3	.750	0	0-0
2016	15	618	0	0	0	0	0.00	0	0	0	0-0
<b>Totals</b>	<b>15</b>	<b>1,601</b>	<b>0</b>	<b>1</b>	<b>1</b>	<b>4</b>	<b>0.00</b>	<b>3</b>	<b>.750</b>	<b>0</b>	<b>0-0</b>

- USF
- OUTLOOK
- PLAYERS**
- COACHES
- REVIEW
- RECORDS
- HISTORY
- MEDIA





# 42 **JORDYN SMITH**

R-JUNIOR // MIDFIELDER // 5-4 // MARTIN COUNTY HIGH SCHOOL // STUART, FLA.

**2017:**

- Did not play

- Played for Boca United FC

**2016:**

- Did not play

**Personal:**

- Daughter of Teresita and Jerry Smith
- Has one sister, Kelsey, who played at Eastern Florida
- Major is Psychology

**2015:**

- Did not play

**High School:**

- Was a four-year varsity letter winner
- Captain of her team as as senior
- 2012 rookie of the year
- Named an all-area first team member in 2012 and 2015
- Despite an ACL injury, Smith recorded nine goals and eight assists while playing in 21 games as a senior

Season	GP	Min.	G	A	Pts	Shot	Shot%	SOG	SOG%	GW	PK-ATT
2017	0	0	0	0	0	0	0.00	0	0.00	0	0-0
2016	0	0	0	0	0	0	0.00	0	0.00	0	0-0
2015	0	0	0	0	0	0	0.00	0	0.00	0	0-0
<b>Totals</b>	<b>0</b>	<b>0</b>	<b>0</b>	<b>0</b>	<b>0</b>	<b>0</b>	<b>0.00</b>	<b>0</b>	<b>0.00</b>	<b>0</b>	<b>0-0</b>





# **O** RICQUELLE FARQUHARSON



SOPHOMORE // GOALKEEPER // 5-5 // AMERICAN HERITAGE HIGH SCHOOL // DAVIE, FLA.

**2017:**

- Appeared in four games
- Recorded four saves

**High School:**

- Four-time state champion with American Heritage High School
- Conference and regional champion with high school 2013-2017
- Captained varsity team in high school 2016-2017
- CONCACAF finalist in 2015
- U20 Jamaican Women's National Team 2015-2016


**Personal:**

- Daughter of Donald and Maxine Farquharson
- Has two siblings, Donald and Renee

Season	GP	Min.	G	GAA	SV	SV%	W	L	T	SHO	SF
2017	4	94:22	1	1	4	.800	0	0	0	0	9
<b>Totals</b>	<b>4</b>	<b>94:22</b>	<b>1</b>	<b>1</b>	<b>4</b>	<b>.800</b>	<b>0</b>	<b>0</b>	<b>0</b>	<b>0</b>	<b>9</b>

- USF
- OUTLOOK
- PLAYERS**
- COACHES
- REVIEW
- RECORDS
- HISTORY
- MEDIA





# 2 **CHYANNE DENNIS**

SOPHOMORE // DEFENDER // 5-11 // AMERICAN HERITAGE HIGH SCHOOL // SUNRISE, FLA.

**2017:**

- Appeared in 17 games, started in 13
- Helped the Bulls record eight shutouts
- Posted seven shots
- Recorded one assist against Houston (Oct. 8)

**High School:**


- Attended three camps for the U.S. U17 Women's National Team
- Was on ODP State Team for two years
- Two-year captain of high school team
- Two-time state champion with American Heritage Plantation High School

**Personal:**

- Daughter of Georgiana Freckleton and Errol Dennis
- One sibling, Calvin

Season	GP	Min.	G	A	Pts	Shot	Shot%	SOG	SOG%	GW	PG-PA
2017	17	1280	0	1	1	7	0.00	2	.286	0	0-0
<b>Totals</b>	<b>17</b>	<b>1280</b>	<b>0</b>	<b>1</b>	<b>1</b>	<b>7</b>	<b>0.00</b>	<b>2</b>	<b>.286</b>	<b>0</b>	<b>0-0</b>





# 5 **FANNY** PELLETIER-LAROCHE

SOPHOMORE // DEFENDER // 5-5 // GEORGES-VANIER HIGH SCHOOL, LAVAL // QUEBEC, CANADA

**2017:**

- Appeared in 18 games, started 11
- Posted seven shots
- Recorded one assist against UConn (Oct. 22)

**High School:**

- Member of Team Quebec (2013-2017)
- Female Athlete of the Year – Provincial Finalist Thirty-First Meritas Gala Gatineau (2016)
- Only defender nominated for 2015 Provincial Elite Soccer League MVP
- Player of the Week for Provincial Elite Soccer League, U16 AAA (2015)
- Scored 11 goals from 2015-2016 as a central defense player with Lakeshore U16AA and U17AAA
- Captained teams last two years of high school
- National champion with U16 Club Nationals
- Team of the Year in 2015 and 2016

**Personal:**

- Student of the Year in sport-studies program with with a 91% average in 2016
- Perseverance Scholarship – Top Student Athlete in 2015
- Daughter of Chantal Laroche and Marc Pelletier
- Has two siblings, Sandrine and Nicolas

Season	GP	Min.	G	A	Pts	Shot	Shot%	SOG	SOG%	GW	PG-PA
2017	17	1280	0	1	1	7	0.00	2	.286	0	0-0
<b>Totals</b>	<b>17</b>	<b>1280</b>	<b>0</b>	<b>1</b>	<b>1</b>	<b>7</b>	<b>0.00</b>	<b>1</b>	<b>.186</b>	<b>0</b>	<b>9</b>

- USF
- OUTLOOK
- PLAYERS**
- COACHES
- REVIEW
- RECORDS
- HISTORY
- MEDIA





# 7 **KATIE HITCHING**

SOPHOMORE // MIDFIELDER // 5-3 // BEDALE HIGH SCHOOL // BEDALE, ENGLAND

**2017:**

- Appeared in 13 games, started nine
- Recorded her first-career goal with the game-winner at ECU (Sept. 21)
- The goal at ECU helped head coach Denise Schilte-Brown to her 200th career win
- Recorded a second goal at SMU (Oct. 5)
- Posted seven shots
- Was named the American Athletic Conference Rookie of the Week once (Oct. 9)
- Was named to the American All-Rookie team

Season	GP	Min.	G	A	Pts	Shot	Shot%	SOG	SOG%	GW	PG-PA
2017	13	601	2	0	4	7	.286	3	.429	1	0-0
<b>Totals</b>	<b>12</b>	<b>601</b>	<b>2</b>	<b>0</b>	<b>4</b>	<b>7</b>	<b>.286</b>	<b>3</b>	<b>.429</b>	<b>1</b>	<b>0-0</b>





# 8 ANYSSA IBRAHIM

SOPHOMORE // MIDFIELDER // 5-6 // VANIER COLLEGE // MONTREAL, QUEBEC, CANADA

**2017:**

- Appeared in 15 games, started four
- Recorded one assist against Howard (Sept. 15)
- Posted seven shots

- USF
- OUTLOOK
- PLAYERS**
- COACHES
- REVIEW
- RECORDS
- HISTORY
- MEDIA

Season	GP	Min.	G	A	Pts	Shot	Shot%	SOG	SOG%	GW	PG-PA
2017	14	422	0	1	1	7	0	1	.143	0	0-0
<b>Totals</b>	<b>14</b>	<b>422</b>	<b>0</b>	<b>1</b>	<b>1</b>	<b>7</b>	<b>0</b>	<b>1</b>	<b>.143</b>	<b>0</b>	<b>0-0</b>





# 11 **LEXI** **DUBREUZE**

SOPHOMORE // DEFENDER // 5-8 // CHARLES W. FLANAGAN HIGH SCHOOL // PEMBROKE PINES, FLA.

**2017:**

- Appeared in two games

**High School:**

- High school district champion in 2014 and high school freshman of the year
- Region III Pool Player in 2014
- Part of 2015 ODP national championship team
- Part of U20 Haitian Women's National Team
- U20 WPSL Final Four National Championships with FC Indiana in 2015
- Earned first International Cap in 2015 with the HWNT vs. Republic of Ireland WNT
- Sun Sentinel Honorable Mention and Miami Herald Second Team in 2014 and 2015
- Co-Captained Lauderhill Lions Club team.

**Personal:**

- Graduated seventh in academic standing out of 680 students in high school
- Accepted into USF Honors College
- Daughter of Mirline and Chandly Sr. Dubreuze
- One brother, Chandly Jr.

Season	GP	Min.	G	A	Pts	Shot	Shot%	SOG	SOG%	GW	PG-PA
2017	2	22	0	0	0	0	0.00	0	0.00	0	0-0
<b>Totals</b>	<b>2</b>	<b>22</b>	<b>0</b>	<b>0</b>	<b>0</b>	<b>0</b>	<b>0.00</b>	<b>0</b>	<b>0.00</b>	<b>0</b>	<b>0-0</b>





# 15 **SABRINA WAGNER**

SOPHOMORE // DEFENDER/FORWARD // 5-7 // J.W. MITCHELL HIGH SCHOOL // NEW PORT RICHEY, FLA.

**2017:**

- Started all 19 games
- Recorded her first-career goal in the season opener against Charlotte (Aug. 18)
- Posted five total assists, two against Tulsa (Oct. 1)
- Recorded 21 shots, 10 on goal
- Was named to the American Athletic Conference Honor Roll once (Aug. 21)

**High School:**

- Played on the Florida ODP State Team from 2011-2013
- Tampa Bay Times' North Suncoast Player of the Year in 2014
- Sunshine Athletic Conference First Team All-Conference from 2014-2016
- Tampa Bay Times' All-Tampa Bay First Team, highschool MVP and club team state cup champion all in 2015 and 2016
- High school team captain in 2017
- Class 4A District 8 Champion all four years of high school, 2014-2017

**Personal:**

- High Honor Roll all four years of high school (2014-2017)
- Daughter of Harry and Bobbie Wagner
- Has one brother, Harry Wagner

Season	GP	Min.	G	A	Pts	Shot	Shot%	SOG	SOG%	GW	PG-PA
2017	14	422	0	1	1	7	0	1	.143	0	0-0
<b>Totals</b>	<b>14</b>	<b>422</b>	<b>0</b>	<b>1</b>	<b>1</b>	<b>7</b>	<b>0</b>	<b>1</b>	<b>.143</b>	<b>0</b>	<b>0-0</b>

- USF
- OUTLOOK
- PLAYERS**
- COACHES
- REVIEW
- RECORDS
- HISTORY
- MEDIA





# 18 **LEAH FERLIN**

SOPHOMORE // FORWARD // 5-11 // THE BOLLES SCHOOL // JACKSONVILLE, FLA.

**2017:**

- Appeared in 14 games
- Recorded four goals, her first career goal was at ECU (Sept. 21)
- Scored the game-winner against Temple (Oct. 19)
- Posted 12 shots, seven on goal
- Netted one of the penalty kicks that led to the program's first-ever American tournament championship
- Recorded a goal in the Bulls' victory over FGCU in the first round of the NCAA tournament

- 2015 and 2016 North Florida Top Ten Player
- Three-time Jacksonville All-City Team
- 2016 ECNL finalist

**Personal:**

- Daughter of Sherry and Mark Ferlin
- Has two siblings, Alyssa and Brian

**High School:**

- 2014 and 2015 USYS national champion (Tampa Bay United Soccer Club)
- 2015 Class 2A Player of the Year
- 2015 and 2016 Class 2A state champion
- 2015 Class 2A Player of the Year

Season	GP	Min.	G	A	Pts	Shot	Shot%	SOG	SOG%	GW	PG-PA
2017	14	349	4	0	8	12	.333	7	.583	1	0-0
<b>Totals</b>	<b>14</b>	<b>349</b>	<b>4</b>	<b>0</b>	<b>8</b>	<b>12</b>	<b>3.33</b>	<b>7</b>	<b>.583</b>	<b>1</b>	<b>0-0</b>





# 23 **ASHLEY** **MEADE**

SOPHOMORE // MIDFIELDER/FORWARD // 5-7 // SAINT JOHN VIANNEY HIGH SCHOOL // WALL TOWNSHIP, N.J.

**2017:**

- Appeared in six games, started one

**High School:**

- Leading goal scorer on club team for two seasons straight
- Scored 26 goals in 2016 club season
- Captain of high school soccer team during junior and senior year
- Played on No. 3 club team in New Jersey, NJ Wildcats Lady Strikers
- Played pro-am (W-League 2015 season, WPSL 2016 season) with NJ Wildcats
- Played internationally with W-League NJ Wildcats
- Youngest player (U-16) to score in a pro-am game in New Jersey history

**Personal:**

- Four-year honor roll student in high school
- Daughter of Dave and Diana Meade
- Has one sister, Timi

Season	GP	Min.	G	A	Pts	Shot	Shot%	SOG	SOG%	GW	PG-PA
2017	6	80	0	0	0	0	0.00	0	0.00	0	0-0
<b>Totals</b>	<b>6</b>	<b>80</b>	<b>0</b>	<b>0</b>	<b>0</b>	<b>0</b>	<b>0.00</b>	<b>0</b>	<b>0.00</b>	<b>0</b>	<b>0-0</b>

- USF
- OUTLOOK
- PLAYERS**
- COACHES
- REVIEW
- RECORDS
- HISTORY
- MEDIA



# 25 DOMINIQUE NELSON



R-SO. // DEFENDER // 5-7 // EAST LAKE HIGH SCHOOL // TARPON SPRINGS, FLA.

**2016 (FAU):**

- Did not appear in a match

**2015 (FAU):**

- Saw time in one match
- Took a redshirt

**High School:**

- Attended East Lake High in Tarpon Springs, where she boasted a GPA of 4.30
- Helped guide her club team, Tampa Bay United, to the Florida State Cup finals, Region 3 quarterfinals and the USYS National Championship finals
- On her previous team, the West Florida Flames ENCL, helped lead her team to 35 tournament championships over five seasons

- Played nearly every position on the pitch, earning a starting role as a freshman at East Lake and leading the Eagles to the state semifinals, two Nike tournament championships, earning the top spot in the district standings each of her last three seasons
- A two-time all-county player, she was selected as a district Senior All-Star as well
- Off the pitch, was a member of the National Honor Society, English Honor Society and Mu Alpha Theta
- Tutored math and was a literacy coach at Lowry Elementary School.
- Volunteered for the Humane Society of Tampa and worked with the Disabled Veterans Olympic Games

**Personal:**

- Is a pre-engineering major

- USF
- OUTLOOK
- PLAYERS**
- COACHES
- REVIEW
- RECORDS
- HISTORY
- MEDIA

# 26 BELLA KEANE



SOPHOMORE // DEFENDER // 5-11 // CHAMINADE COLLEGE PREP // LOS ANGELES, CALIF.

**2017 (Highline College):**

- Seattle, WA-NWAC Conference and league champions. Undefeated record.
- All-Defensive Team, and all-star recognition
- Highline College Vice-President's list for GPA between 3.5 and 4.0

**2016 (University of San Francisco):**

- Made three appearances off the bench
- Played a season-high 12 minutes in a loss at Arizona (Sept. 11)
- Logged a total of 22 minutes of action on the year

**High School:**

- West Hills, Calif.-Chaminade High School four-year varsity. Won CIF DIV 1
- Championship in freshman year. All team Defense.
- Club Team during high school: LA Premier - spring season of 14' where her team won NPL division and went on to play in the national championships in

**Personal**

- Family: Parents-Paula and Tom Keane. Two brothers, Mason and Mack.





# 33 **KYLEE** **BURROUGHS**



R-SOPHOMORE // MIDFIELDER/FORWARD // 5-6 // PLANT CITY HIGH SCHOOL // PLANT CITY, FLA.

**2017:**

- Appeared in all 19 games, started five
- Scored her first-career goal against American (Aug. 20)
- Posted two assists against Tulsa (Oct. 1)
- Recorded 11 shots

**High School/Club:**

- Played for Plant City High School
- Was Plant City High School Player of the Year
- Part of All-Western Conference First Team
- Part of All Hillsborough County Team
- Played for Tampa Bay United club team
- Was 2015 Florida state champion U-16
- Was 2015 Nationals Final Four U-18
- Had 19 goals and 12 assists during her junior year

**Personal:**

- Daughter of Tanya and Jason Burroughs
- Was a part of the National Honor Society, National Technical Honor Society
- Is a Certified Veterinary Technician
- Completed over 120 hours of community service
- Was SGA Class Historian
- Intended major is Integrative Animal Biology/Pre-Veterinary Medicine

Season	GP	Min.	G	A	Pts	Shot	Shot%	SOG	SOG%	GW	PG-PA
2017	19	911	1	2	4	11	.091	2	.182	1	0-0
<b>Totals</b>	<b>19</b>	<b>911</b>	<b>1</b>	<b>2</b>	<b>4</b>	<b>11</b>	<b>.091</b>	<b>2</b>	<b>.182</b>	<b>1</b>	<b>0-0</b>

- USF
- OUTLOOK
- PLAYERS**
- COACHES
- REVIEW
- RECORDS
- HISTORY
- MEDIA

# 1 SYDNEY MARTINEZ

FRESHMAN // GOALKEEPER // 6-0 // EFFINGHAM COUNTY HIGH SCHOOL // SPRINGFIELD, GA.

**High School:**

- 2013-2017 Olympic Development State Team
- 2016 Girls High School Soccer Region Player of the Year
- 2016, 2017 MVP for high school varsity soccer
- 2016, 2017 high school soccer all-region team
- 2016-2017 Jacksonville Armada ECNL U18
- 2017 Georgia Coaches Association All-Star
- 2017 Junior year: played 900 minutes in goal with 117 saves and seven shutouts
- 2017 Southeast ECNL Champions
- 2017 third-place finish at Nationals
- 2017 Region III Olympic Development Team
- 2017 Region III Brazil trip
- 2018 Varsity team captain



# 4 HANNAH TELLEYSH

FRESHMAN // MIDFIELDER // 5-10 // LAKE NONA HIGH SCHOOL // ORLANDO, FLA.

**High School:**

- All-Metro 2015-2016 soccer
- All-District 2015-2016 soccer
- All-District 2016-2017 soccer
- IMG Top 150 2018 Class, 2015-2018
- ODP Interregional (Region 3), 2014-2015
- First-Team All-Florida, 2014-2016
- Played for Costa Rica Florida Team, 2015
- ECNL Nationals, 2015-2016
- Orlando Pride Development Academy, 2017-2018
- Select/Attended PUMA Classic, 2015-2016
- ECNL National Nike ID Camp, 2016-2017
- OCYS ECNL, 2014-2017
- ODP Final 4 Championship Team Florida, 2016-2017



# 12 MIA PALANGO

FRESHMAN // DEFENDER // 5-10 // ST. MARY CATHOLIC SECONDARY SCHOOL // HAMILTON, ONTARIO, CANADA

**High School:**

- OFSSA Provincial Championship quarterfinalist (2015)
- OFSSA Game MVP
- Team captain and team heart and soul award
- Team OYSL provincial and national champions



- USF
- OUTLOOK
- PLAYERS**
- COACHES
- REVIEW
- RECORDS
- HISTORY
- MEDIA



# 13 CAMRYN LIZARDI

FRESHMAN // DEFENDER // 5-6 // BRADEN RIVER HIGH SCHOOL // BRADENTON, FLA.

**High School:**

- Braden River High School varsity soccer team (four-year letter)
- Goals and assists leader for BRHS varsity soccer sophomore and junior years
- HT Preps All-Area high school soccer team
- Puerto Rico U20 Women's National Team
- Top Drawer Soccer Top 25 Southeast Regional player
- ODP Region III FL State Team
- Honor Roll
- National Honor Society



# 16 OLIVIA COOKE

FRESHMAN // FORWARD/DEFENDER // 5-8 // BILL BROTHERS // MARKHAM, ONTARIO, CANADA

**High School:**

- Ontario Soccer REX 2015
- Provincial team 2015-17
- 2017 provincial team co-captain
- Starter for the August 2017 Canada Games, earned a silver medal
- September 2017 & November 2017 National Excel Camp
- Ontario REX Supercentre, January 2018



# 29 AUTUMN WOODARD

FRESHMAN // FORWARD/DEFENDER // 5-1 // RIDGEVIEW HIGH SCHOOL // ORANGE PARK, FLA.

**High School:**

- Four-year varsity player
- Team captain senior year
- MVF (Most Valuable Forward) all 4 years
- Freshman year: 32 goals and 4 assists
- Sophomore year: 20 goals and 5 assists
- Junior year: 28 goals and 10 assists
- Senior year: 22 goals and 7 assists
- Total: 102 goals and 26 assists



- USF
- OUTLOOK
- PLAYERS**
- COACHES
- REVIEW
- RECORDS
- HISTORY
- MEDIA

# 35 SYDNEY NASELLO

FRESHMAN // FORWARD/MIDFIELDER // 5-3 // LAND O' LAKES HIGH SCHOOL // LAND O' LAKES, FLA.

### High School:

- Player of Year, 2016
- All-state, 2017
- Captain senior year
- All-Tampa three years
- All-conference three year
- Offensive Player of year for three years
- U18 USWNT invite, 2017
- Selected Best 11 for ECNL, 2017
- Florida state champion, 2016 and 2017.



# 44 EMMA DAVIES

FRESHMAN // FORWARD // 5-4 // SIR WINSTON CHURCHILL SECONDARY SCHOOL // ST. CATHERINES, ONTARIO, CANADA

### High School:

- Canadian national champion, 2014
- Ontario Cup Champion 2014
- Ontario Cup finalist, 2015
- Team Ontario, 2015-17
- Canadian National Champion U18, 2016
- Canada Games finalist, 2017



- USF
- OUTLOOK
- PLAYERS
- COACHES
- REVIEW
- RECORDS
- HISTORY
- MEDIA







# 2017 REVIEW

W O M E N ' S S O C C E R

2018 MEDIA GUIDE

# 2017 RESULTS

DATE	MATCH	RESULT	SCORE		SHOTS		SAVES		CORNERS		FOULS		ATTENDANCE
			USF	OPP.	USF	OPP.	USF	OPP.	USF	OPP.	USF	OPP.	
Aug. 18	vs. Charlotte	<b>W</b>	<b>3</b>	<b>2</b>	<b>24</b>	<b>7</b>	<b>1</b>	<b>10</b>	<b>7</b>	<b>3</b>	<b>5</b>	<b>11</b>	<b>818</b>
Aug. 20	vs. American	<b>W</b>	<b>3</b>	<b>0</b>	<b>27</b>	<b>7</b>	<b>6</b>	<b>9</b>	<b>11</b>	<b>0</b>	<b>6</b>	<b>7</b>	<b>314</b>
Aug. 25	at Alabama	W	2	1	7	6	6	1	1	3	19	13	498
Aug. 27	vs. UNC	<b>L</b>	<b>4</b>	<b>2</b>	<b>6</b>	<b>25</b>	<b>7</b>	<b>3</b>	<b>0</b>	<b>10</b>	<b>10</b>	<b>5</b>	<b>912</b>
Sept. 3	at Ohio State	L	6	2	18	13	4	5	2	0	16	18	682
Sept. 15	at Howard	W	1	0	29	9	4	10	4	2	10	9	100
Sept. 21	at ECU	W	2	1	15	9	2	5	4	4	9	4	417
Sept. 24	at Cincinnati	L	1	0	13	15	8	6	5	4	12	10	731
Sept. 29	vs. Memphis*	<b>W</b>	<b>3</b>	<b>1</b>	<b>12</b>	<b>15</b>	<b>4</b>	<b>3</b>	<b>2</b>	<b>5</b>	<b>6</b>	<b>5</b>	<b>696</b>
Oct. 1	vs. Tulsa*	<b>W</b>	<b>3</b>	<b>0</b>	<b>19</b>	<b>11</b>	<b>2</b>	<b>9</b>	<b>3</b>	<b>3</b>	<b>10</b>	<b>4</b>	<b>570</b>
Oct. 5	at SMU*	W	3	2	8	14	4	1	2	4	12	6	308
Oct. 8	at Houston*	W	4	0	24	21	7	7	2	5	16	8	552
Oct. 19	vs Temple*	<b>W</b>	<b>1</b>	<b>0</b>	<b>21</b>	<b>8</b>	<b>4</b>	<b>8</b>	<b>9</b>	<b>0</b>	<b>9</b>	<b>10</b>	<b>664</b>
Oct. 22	vs. UConn*	<b>W</b>	<b>2</b>	<b>1</b>	<b>17</b>	<b>14</b>	<b>4</b>	<b>5</b>	<b>8</b>	<b>2</b>	<b>3</b>	<b>3</b>	<b>807</b>
Oct. 27	at UCF*	T	0	0	10	20	9	5	3	6	15	15	1410
Nov. 3	vs. SMU&	W	1	0	17	2	0	5	7	1	12	13	535
Nov. 5	at UCF&	T	0(PK: 5-3)		17	17	7	9	6	6	17	13	952
Nov. 11	vs. FGCU #	W	3	0	17	8	3	7	8	4	15	10	1023
Nov. 17	at Florida #	L	1	0	4	12	8	1	1	10	17	13	1142

**BOLD** indicates home contests held at Corbett Stadium

\* indicates American Athletic Conference game

& indicates AAC Tournament game

# indicates NCAA Tournament game

## 2017 STATISTICAL LEADERS

### POINTS

NAME.....#	
Evelyne Viens.....	33
Andrea Hauksdottir.....	16
Aubrey Megrath.....	13
Leah Ferlin.....	8
Sabrina Wagner.....	7
Kylee Burroughs.....	4
Grace Adams.....	4
Katie Kitching.....	4
Hanna Seybold.....	3
Sarah Harrison.....	3
Jessica Hamrick.....	2

### GOALS

NAME.....#	
Evelyne Viens.....	12
Aubrey Megrath.....	6
Andrea Hauksdottir.....	4
Leah Ferlin.....	4
Grace Adams.....	2
Katie Kitching.....	2
Sabrina Wagner.....	1
Kylee Burroughs.....	1
Hanna Seybold.....	1
Sarah Harrison.....	1
Jessica Hamrick.....	1

### ASSISTS

NAME.....#	
Evelyne Viens.....	9
Andrea Hauksdottir.....	8
Sabrina Wagner.....	5
Kylee Burroughs.....	2

### SHOTS ON GOAL

NAME.....#	
Evelyne Viens.....	52
Aubrey Megrath.....	23
Andrea Hauksdottir.....	17
Sabrina Wagner.....	10
Leah Ferlin.....	7
Yasmine Hall.....	5
Grace Adams.....	4
Jessica Hamrick.....	4
Fanny Pelletier-Laroche.....	3
Katie Kitching.....	3
Brianna Blethen.....	3

### SHOTS

NAME.....#	
Evelyne Viens.....	87
Andrea Hauksdottir.....	47
Aubrey Megrath.....	44
Sabrina Wagner.....	21
Grace Adams.....	17
Leah Ferlin.....	12
Kylee Burroughs.....	11
Yasmine Hall.....	10
Jessica Hamrick.....	9

### GAME WINNING GOALS

NAME.....#	
Evelyne Viens.....	6
Grace Adams.....	2
Aubrey Megrath.....	1
Leah Ferlin.....	1
Jessica Hamrick.....	1
Katie Kitching.....	1
Kylee Burroughs.....	1



# FINAL AMERICAN ATHLETIC CONFERENCE STANDINGS

Team	Conference				Overall			AAC Game vs. USF
	W	L	T	Pts.	W	L	T	
UCF*	7	0	2	23	13	2	3	T - USF 0, UCF 0
USF^	7	1	0	22	13	4	2	--
Cincinnati	5	2	2	17	13	4	3	L - CIN 1, USF 0
Memphis	4	2	3	15	11	6	3	W - USF 3, MEM 1
UConn	5	4	0	15	7	9	3	W - USF 2, UCONN 1
SMU	4	4	1	13	10	7	3	W - USF 3, SMU 2
Houston	3	6	0	9	7	9	1	W - USF 4, HOU 0
Temple	2	6	1	7	6	10	2	W - USF 1, TEM 0
Tulsa	1	6	2	5	3	12	4	W - USF 3, TUL 0
ECU	1	8	0	0	6	10	2	W - USF 2, ECU 1

\*Regular season champion

^Tournament champion

## 2017 HIGHS

### USF TEAM HIGHS

#### POINTS

- 12 ..... at Houston (Oct. 8)
- 10 ..... at SMU (Oct. 5)

#### GOALS

- 4 ..... at Houston (Oct. 8)

#### ASSISTS

- 4 ..... at Houston (Oct. 8)  
SMU (Oct. 5)

#### SHOTS

- 29 ..... at Howard (Sept. 15)

#### SHOTS ON GOAL

- 13 ..... vs. Charlotte (Aug. 18)
- 12 ..... vs. American (Aug. 20)  
vs. Tulsa (Oct. 1)

#### SAVES

- 9 ..... at UCF (Oct. 27)
- 8 ..... at Cincinnati (Sept. 24)  
at Florida (Nov. 17)

#### CORNER KICKS

- 11 ..... vs. American (Aug. 20)
- 9 ..... vs. Temple (Oct. 19)

### OPPONENT TEAM HIGHS

#### POINTS

- 16 ..... at Ohio State (Sept. 3)
- 11 ..... vs. UNC (Aug. 27)

#### GOALS

- 6 ..... at Ohio State (Sept. 3)
- 4 ..... vs. UNC (Aug. 27)

#### ASSISTS

- 4 ..... at Ohio State (Sept. 3)  
at SMU (Oct. 5)

#### SHOTS

- 25 ..... vs. UNC (Aug. 27)
- 21 ..... at Houston (Oct. 8)

#### SHOTS ON GOAL

- 11 ..... vs. UNC (Aug. 27)
- 10 ..... at Ohio State (Sept. 3)  
at UCF (Oct. 27)

#### SAVES

- 10 ..... vs. Charlotte (Aug. 18)  
at Howard (Sept. 15)

#### CORNER KICKS

- 10 ..... UNC (Aug. 27)  
Florida (Nov. 17)

### USF INDIVIDUAL GAME HIGHS

#### POINTS

- 4 ..... Evelyne Viens vs. Charlotte  
Evelyne Viens at Houston  
Evelyne Viens vs. FGCU

#### GOALS

- 2 ..... Evelyne Viens vs. Charlotte  
Evelyne Viens at Houston  
Aubrey Megrath at SMU

#### ASSISTS

- 3 ..... Evelyne Viens at SMU

#### SHOTS

- 9 ..... Evelyne Viens vs. American
- 8 ..... Evelyne Viens vs. Charlotte

#### SHOTS ON GOAL

- 5 ..... Evelyne Viens vs. Charlotte  
Evelyne Viens vs. American

#### SAVES

- 9 ..... Kat Elliott at UCF
- 8 ..... Kat Elliott at Cincinnati

USF
OUTLOOK
PLAYERS
COACHES
REVIEW
RECORDS
HISTORY
MEDIA

# COMBINED SEASON STATS

RECORD:	OVERALL	HOME	AWAY	NEUTRAL
ALL GAMES	13-4-2	7-1	5-2-1	1-1-1
CONFERENCE	7-1-1	4-0	3-1-1	0-0
NON-CONFERENCE	6-3-1	3-1	2-1	1-1-1

Date	Opponent	Score	Att.
Aug 18	CHA	Wo2 3-2	818
Aug 20	AU	W 3-0	314
Aug 24	at Alabama	Wot 2-1	498
Aug 27	#4 NC	L 2-4	912
Sep 03	at Ohio State	L 2-6	682
Sep 15	at Howard	W 1-0	100
* 09/21/201	at ECU	W 2-1	417
* Sep 24	at Cincinnati	L 0-1	731
* Sep 28	MEM	W 3-1	696
* Oct 01	TULSA	W 3-0	489
* Oct 05	at SMU	W 3-2	308
* Oct 08	at Houston	W 4-0	552
* Oct 22	UCONN	W 2-1	807
* Oct 19	TEMPLE	W 1-0	664
* 10/27/201	at #7 UCF	To2 1-1	1410
11/3/2017	vs SMU	W 1-0	535
11/5/2017	vs #7 UCF	To3 0-0	952
Nov 11	FGCU	W 3-0	1023
11/17/201	vs #19 Florida	L 0-1	1142

TEAM STATISTICS	USF	OPP
SHOT STATISTICS		
Goals-Shot attempts	36-305	21-246
Goals scored per game	1.89	1.11
Shot pct.	.118	.085
Shots on goal-Attempts	145-305	110-246
SOG pct.	.475	.447
Shots/Game	16.1	12.9
CORNER KICKS	85	72
PENALTY KICKS	5-5	2-3
PENALTIES		
Yellow cards	17	12
Red cards	1	0
ATTENDANCE		
Total	5723	4698
Dates/Avg Per Date	8/715	8/587
Neutral Site #/Avg	3/876	

#	Player	gp	g	a	pts	sh	sh%	sog	sog%	gw	pk-att
14	VIENS, Evelyne	19	12	9	33	87	.138	52	.598	6	0-0
10	HAUKSDOTTIR, Andrea	19	4	8	16	47	.085	17	.362	0	4-4
3	MEGRATH, Aubrey	19	6	1	13	44	.136	23	.523	1	0-0
15	WAGNER, Sabrina	19	1	4	6	21	.048	10	.476	0	0-0
6	ADAMS, Grace	14	2	0	4	17	.118	4	.235	2	1-1
18	FERLIN, Leah	14	4	0	8	12	.333	7	.583	1	0-0
33	BURROUGHES, Kylee	19	1	1	3	11	.091	2	.182	1	0-0
16	HALL, Yasmine	16	0	1	1	10	.000	5	.500	0	0-0
22	HAMRICK, Jessica	19	1	0	2	9	.111	4	.444	1	0-0
19	SEYBOLD, Hanna	14	1	1	3	7	.143	4	.571	0	0-0
7	KITCHING, Katie	13	2	0	4	7	.286	3	.429	1	0-0
5	PELLETIER-LAROCHE,	18	0	1	1	7	.000	3	.429	0	0-0
2	DENNIS, Chyanne	17	0	1	1	7	.000	2	.286	0	0-0
8	IBRAHIM, Anyssa	15	0	1	1	7	.000	1	.143	0	0-0
31	BLETHEN, Brianna	18	0	1	1	4	.000	3	.750	0	0-0
26	PARR, Ocean	15	0	1	1	2	.000	1	.500	0	0-0
32	HARRISON, Sarah	6	1	1	3	2	.500	1	.500	0	0-0
6	HAWKINS-DABNEY, Ta	6	0	1	1	1	.000	1	1.000	0	0-0
29	CROUCH, Rebecca	8	0	0	0	1	.000	1	1.000	0	0-0
24	TUTTLE, Jordan	2	0	0	0	1	.000	0	.000	0	0-0
17	ANDERSON, Rebekah	10	0	0	0	1	.000	0	.000	0	0-0
0	FARQUHARSON, Rikki	4	0	0	0	0	.000	0	.000	0	0-0
11	DUBREUZE, Alexia	2	0	0	0	0	.000	0	.000	0	0-0
4	RAYMOND, Brittany	1	0	0	0	0	.000	0	.000	0	0-0
36	ELLIOTT, Kat	19	0	0	0	0	.000	0	.000	0	0-0
27	KALLENBORN, Cassidy	6	0	0	0	0	.000	0	.000	0	0-0
21	BURNEY, Kelli	18	0	1	1	0	.000	0	.000	0	0-0
23	MEADE, Ashley	6	0	0	0	0	.000	0	.000	0	0-0
Total		19	36	33	105	305	.118	145	.475	13	5-5
Opponents		19	21	16	58	246	.085	110	.447	4	2-3

#	Goalie	GP	Min.	GA	GAAvg	Saves	Pct	W-L-T	Sho
0	FARQUHARSON, Rikk	4	94:22	1	0.95	4	.800	0-0-0	0/3
36	ELLIOTT, Kat	19	1671:24	20	1.08	83	.806	13-4-2	5/3
Total		19	1765:46	21	1.07	89	.809	13-4-2	8
Opponents		19	1765:46	36	1.83	109	.752	4-13-2	3

Goals by Period	1st	2nd	OT	OT2	OT3	Total
USF	19	15	1	1	0	36
Opponents	10	11	0	0	0	21

Shots by Period	1st	2nd	OT	OT2	OT3	Total
USF	125	169	6	5	0	305
Opponents	99	130	10	7	0	246

Saves by Period	1st	2nd	OT	OT2	OT3	Total
USF	42	40	4	3	0	89
Opponents	40	65	1	3	0	109

Corners by Period	1st	2nd	OT	OT2	OT3	Total
USF	38	44	1	2	0	85
Opponents	29	35	3	5	0	72

Fouls by Period	1st	2nd	OT	OT2	OT3	Total
USF	101	113	4	1	0	219
Opponents	91	82	4	0	0	177



# 2017 AMERICAN STATS

RECORD:	OVERALL	HOME	AWAY	NEUTRAL
ALL GAMES	7-1-1	4-0	3-1-1	0-0
CONFERENCE	7-1-1	4-0	3-1-1	0-0
NON-CONFERENCE	0-0	0-0	0-0	0-0

Date	Opponent	Score	Att.
* 09/21/2017	at ECU	w 2-1	417
* Sep 24	at Cincinnati	L 0-1	731
* Sep 28	MEM	w 3-1	696
* Oct 01	TULSA	w 3-0	489
* Oct 05	at SMU	w 3-2	308
* Oct 08	at Houston	w 4-0	552
* Oct 22	UCONN	w 2-1	807
* Oct 19	TEMPLE	w 1-0	664
* 10/27/2017	at #7 UCF	To2 1-1	1410

TEAM STATISTICS	USF	OPP
<b>SHOT STATISTICS</b>		
Goals-Shot attempts	19-139	7-127
Goals scored per game	2.11	0.78
Shot pct.	.137	.055
Shots on goal-Attempts	69-139	50-127
SOG pct.	.496	.394
Shots/Game	15.4	14.1
CORNER KICKS	38	33
PENALTY KICKS	2-2	0-1
<b>PENALTIES</b>		
Yellow cards	4	4
Red cards	0	0
<b>ATTENDANCE</b>		
Total	2656	3418
Dates/Avg Per Date	4/664	5/684
Neutral Site #/Avg	0/0	

#	Player	gp	g	a	pts	sh	sh%	sog	sog%	gw	pk-att
14	VIENS, Evelyne	9	5	6	16	38	.132	21	.553	2	0-0
3	MEGRATH, Aubrey	9	4	0	8	19	.211	12	.632	1	0-0
10	HAUKSDOTTIR, Andrea	9	1	6	8	16	.062	6	.375	0	1-1
18	FERLIN, Leah	9	3	0	6	10	.300	6	.600	1	0-0
15	WAGNER, Sabrina	9	0	2	2	10	.000	4	.400	0	0-0
6	ADAMS, Grace	8	1	0	2	8	.125	1	.125	1	1-1
22	HAMRICK, Jessica	9	1	0	2	6	.167	3	.500	1	0-0
33	BURROUGHS, Kylee	9	0	1	1	6	.000	1	.167	0	0-0
16	HALL, Yasmine	7	0	0	0	5	.000	2	.400	0	0-0
7	KITCHING, Katie	9	2	0	4	5	.400	2	.400	1	0-0
5	PELLETIER-LAROCHE,	8	0	1	1	4	.000	3	.750	0	0-0
2	DENNIS, Chyanne	8	0	1	1	4	.000	1	.250	0	0-0
31	BLETHEN, Brianna	8	0	0	0	2	.000	2	1.000	0	0-0
19	SEYBOLD, Hanna	7	1	0	2	2	.500	2	1.000	0	0-0
8	IBRAHIM, Anyssa	9	0	0	0	2	.000	0	.000	0	0-0
26	PARR, Ocean	9	0	1	1	1	.000	1	1.000	0	0-0
25	HAWKINS-DABNEY, Ta	1	0	0	0	1	.000	1	1.000	0	0-0
4	RAYMOND, Brittany	1	0	0	0	0	.000	0	.000	0	0-0
11	DUBREUZE, Alexia	1	0	0	0	0	.000	0	.000	0	0-0
0	FARQUHARSON, Rikki	2	0	0	0	0	.000	0	.000	0	0-0
27	KALLENBORN, Cassidy	2	0	0	0	0	.000	0	.000	0	0-0
23	MEADE, Ashley	1	0	0	0	0	.000	0	.000	0	0-0
32	HARRISON, Sarah	1	0	0	0	0	.000	0	.000	0	0-0
17	ANDERSON, Rebekah	3	0	0	0	0	.000	0	.000	0	0-0
24	TUTTLE, Jordan	1	0	0	0	0	.000	0	.000	0	0-0
36	ELLIOTT, Kat	9	0	0	0	0	.000	0	.000	0	0-0
21	BURNEY, Kelli	9	0	1	1	0	.000	0	.000	0	0-0
29	CROUCH, Rebecca	4	0	0	0	0	.000	0	.000	0	0-0
Total		9	19	19	57	139	.137	69	.496	7	2-2
Opponents		9	7	6	20	127	.055	50	.394	1	0-1

#	Goalie	GP	Min.	GA	GAAvg	Saves	Pct	W-L-T	Sho
0	FARQUHARSON, Rikk	2	26:49	0	0.00	2	1.000	0-0-0	0/2
36	ELLIOTT, Kat	9	803:11	7	0.78	41	.854	7-1-1	1/2
Total		9	830:00	7	0.76	43	.860	7-1-1	3
Opponents		9	830:00	19	2.06	50	.725	1-7-1	1

Goals by Period	1st	2nd	OT	OT2	Total
USF	10	9	0	0	19
Opponents	1	6	0	0	7

Shots by Period	1st	2nd	OT	OT2	Total
USF	54	82	1	2	139
Opponents	47	76	3	1	127

Saves by Period	1st	2nd	OT	OT2	Total
USF	19	22	1	1	43
Opponents	20	29	0	1	50

Corners by Period	1st	2nd	OT	OT2	Total
USF	18	18	0	2	38
Opponents	11	18	2	2	33

Fouls by Period	1st	2nd	OT	OT2	Total
USF	47	44	1	0	92
Opponents	32	31	2	0	65







GAME 9

USF 3, MEMPHIS 1  
SEPT. 28 // TAMPA // CORBETT STADIUM

Po #	Player	Sh	SO	G	A
gk	1 ASHWORTH SHEPARD	-	-	-	-
f	4 WOERNER, Elizabeth	3	-	-	1
m	6 LEVASSEUR, Cathery	-	-	-	-
f	7 LEVASSEUR, Marie	2	1	-	-
f	9 MORTON, Mikayla	3	1	-	-
m	10 LIST, Jessica	2	1	-	-
d	11 KINGSTON, Sydney	-	-	-	-
d	16 GAUTHIER, Olivia	-	-	-	-
f	17 LARISEY, Clarissa	4	1	1	-
m	24 OVERBY, Maggie	-	-	-	-
d	26 MALLIN, Stasia	-	-	-	-
-- Substitutes --					
	2 DOLAN, Serena	1	-	-	-
	5 HUDSON-MARKS, Ch	-	-	-	-
	19 STEVENS, Sessen	-	-	-	-
Totals		15	4	1	1

#	Goalkeepers	Min	GA	Saves
1	ASHWORTH SHEPARD	90:00	3	4

Shots by period	1	2	Total
MEM	3	12	15
USF	5	7	12

Corner kicks	1	2	Total
MEM	1	4	5
USF	1	1	2

**Scoring summary:**

No.	Time	Team	Goal scorer	Assist	Description
1.	3:55	USF	MEGRATH, Aubrey (2)	VIENS, Evelyne	
2.	31:16	USF	ADAMS, Grace (2)	Penalty kick	
3.	54:48	MEM	LARISEY, Clarissa	WOERNER, Elizabeth	
4.	79:20	USF	VIENS, Evelyne (6)	HAUKSDOTTIR, Andrea	10 passes from near midfield, 14 picks it passes def.

**Cautions and ejections:**  
 YC-USF #6 (32:14); YC-MEM #7 (88:34)  
 Win-ELLIOTT, Kat (5-3-0). Loss-ASHWORTH SHEPARD, R. (6-4-1).  
 Stadium: Corbett Stadium  
 Officials: Referee: Edin Kapidzic; Asst. Referee: Eddie Fiumara; Brandon Walk-Hodge;  
 Alt. Official: Sergio Vinvescas;  
 Offsides: MEM 1, USF 0.

Official's signature

GAME 10

USF 3, TULSA 0  
OCT. 1 // TAMPA // CORBETT STADIUM

Tulsa (3-9-2, 1-3-0 AAC) vs. USF (7-3-0, 3-1-0 AAC)  
 Date: Oct 01, 2017 • Attendance: 489  
 Weather: 85 degrees, sunny

Po #	Player	Sh	SO	G	A
gk	0 MCKEON, Courtney	-	-	-	-
f	3 MORRIS, Valiree	-	-	-	-
mf	6 KAISER, Alyssa	2	1	-	-
d	7 HOOVER, Danielle	-	-	-	-
mf	11 CREASON, Amanda	-	-	-	-
mf	13 DAKE, Tana	1	-	-	-
mf	14 THUN-BLANKENSHIP,	-	-	-	-
mf	15 HECKMAN, Ashlyn	3	-	-	-
d	21 DUBACH, Averee	1	-	-	-
d	22 MARTIN, Anna	-	-	-	-
f	23 GUTHRIE, Addyson	1	-	-	-
-- Substitutes --					
	2 COUBINS, Mackenzie	-	-	-	-
	4 HUSTAVA, Ashlan	-	-	-	-
	5 HOLMES, Christina	-	-	-	-
	9 MCADAMS, Mckenzi	-	-	-	-
	10 WHITLOW, Reagan	-	-	-	-
	16 IGWE, Neha	1	-	-	-
	17 WILLIAMS, Anna	2	1	-	-
Totals		11	2	0	0

#	Goalkeepers	Min	GA	Saves
0	MCKEON, Courtney	90:00	3	8
TM	TEAM	0:00	0	1

Shots by period	1	2	Total
Tulsa	4	7	11
USF	7	12	19

Corner kicks	1	2	Total
Tulsa	2	1	3
USF	2	1	3

**Scoring summary:**

No.	Time	Team	Goal scorer	Assist	Description
1.	1:42	USF	VIENS, Evelyne (7)	WAGNER, Sabrina (unassisted)	
2.	24:07	USF	OWN GOAL		Long pass from 15 to 33, 33 shoots and T players knocks over GK
3.	70:01	USF	FERLIN, Leah (2)	VIENS, Evelyne BURROUGHS, Kylee	

**Cautions and ejections:**  
 Win-ELLIOTT, Kat (7-3-0). Loss-MCKEON, Courtney (3-4-1).  
 Stadium: Corbett Stadium  
 Officials: Referee: Danny Marques; Asst. Referee: Michel Catin; Arnel Selman;  
 Alt. Official: Boyan Subotic;  
 Offsides: Tulsa 2, USF 2.

Official's signature

GAME 11

USF 3, SMU 2  
OCT. 5 // DALLAS, TEXAS // WESTCOTT FIELD

USF (8-3-0, 4-1-0 AAC) vs. SMU (5-4-3, 0-2-1 AAC)  
 Date: Oct 05, 2017 • Attendance: 308  
 Weather: Clear, 83F, 49% hum, 7 mph SE

Po #	Player	Sh	SO	G	A	Fo	Min
gk	36 ELLIOTT, Kat	-	-	-	-	-	90
f	3 MEGRATH, Aubrey	3	2	2	-	-	79
d	6 ADAMS, Grace	-	-	-	-	-	90
mf	7 KITCHING, Katie	2	1	1	-	-	61
mf	10 HAUKSOTTIR, Andra	2	1	1	-	-	78
f	14 VIENS, Evelyne	1	-	-	3	-	59
d	15 WAGNER, Sabrina	-	-	-	-	-	90
d	21 BURNEY, Kelli	-	-	-	-	-	90
mf	22 HAMRICK, Jessica	-	-	-	-	-	90
d	26 PARR, Ocean	-	-	-	-	-	57
f	33 BURROUGHS, Kylee	-	-	-	-	-	42
-- Substitutes --							
	5 PELLETIER-LAROCHE,	-	-	-	-	-	66
	8 IBRAHIM, Anyssa	-	-	-	-	-	24
	18 FERLIN, Leah	-	-	-	-	-	31
	19 SEYBOLD, Hanna	-	-	-	-	-	11
	31 BLETHEN, Brianna	-	-	-	-	-	33
Totals		8	4	3	4	12	

#	Goalkeepers	Min	GA	Saves
36	ELLIOTT, Kat	90:00	2	4

Shots by period	1	2	Total
USF	5	3	8
SMU	7	7	14

Corner kicks	1	2	Total
USF	1	1	2
SMU	1	3	4

**Scoring summary:**

No.	Time	Team	Goal scorer	Assist	Description
1.	5:33	USF	MEGRATH, Aubrey (3)	VIENS, Evelyne	14 thru ball into 18-yard box to 3; Finish from 10 yds out
2.	46:05	USF	KITCHING, Katie (2)	VIENS, Evelyne PARR, Ocean	Wall Pass between 7 and 14; Finish from 6 yard out
3.	55:36	USF	MEGRATH, Aubrey (4)	VIENS, Evelyne	14 cross through 6-yard box; Tapped in at near post
4.	66:40	SMU	ALLRED, Hannah (3)	THOMPSON, Haley BISHOP, Haley	Uncontested finish from 18 yards out
5.	85:13	SMU	HERRON, Katharine (1)	OATES, Claire	Freekick by 20, 2 finished THORNTON, Allie

**Cautions and ejections:**  
 YC-USF #19 (76:10)  
 Win-ELLIOTT, Kat (7-3-0). Loss-BROWN, Catie (5-4-3).  
 Stadium: Westcott Field  
 Officials: Referee: John Navarro; Asst. Referee: Fernanda Pinarte; Jody Pinkerton;  
 Alt. Official: Troy Dodge; Timekeeper: Carl Koontz; Scorer: Spencer Stewart;  
 Offsides: USF 4, SMU 1.

Official's signature

GAME 12

USF 4, HOUSTON 0  
OCT. 8 // HOUSTON, TEXAS // CARL LEWIS COMPLEX

USF9-3, 4-1(American) vs. Houston5-6-1, 1-3(American)  
 Date: Oct 08, 2017 • Attendance: 552  
 Weather: 85 Degrees, Sunny

Po #	Player	Sh	SO	G	A
gk	36 ELLIOTT, Kat	-	-	-	-
f	3 MEGRATH, Aubrey	2	1	1	-
d	5 PELLETIER-LAROCHE	-	-	-	-
mf	6 ADAMS, Grace	1	-	-	-
mf	7 KITCHING, Katie	1	-	-	-
mf	10 HAUKSOTTIR, Andra	4	1	2	-
f	14 VIENS, Evelyne	6	3	2	-
d	15 WAGNER, Sabrina	1	-	-	-
d	21 BURNEY, Kelli	-	-	-	-
mf	22 HAMRICK, Jessica	1	1	-	-
d	26 PARR, Ocean	1	-	-	-
-- Substitutes --					
	0 FARQUHARSON, Rikk	-	-	-	-
	2 DENNIS, Chyanne	1	1	-	-
	8 IBRAHIM, Anyssa	1	-	-	-
	16 HALL, Yasmine	2	2	-	-
	17 ANDERSON, Rebekah	-	-	-	-
	18 FERLIN, Leah	-	-	-	-
	19 SEYBOLD, Hanna	1	1	-	-
	27 KALLENBORN, Cassidy	-	-	-	-
	29 CROUCH, Rebecca	-	-	-	-
	31 BLETHEN, Brianna	-	-	-	-
	33 BURROUGHS, Kylee	2	-	-	-
Totals		24	11	4	4

#	Goalkeepers	Min	GA	Saves
36	ELLIOTT, Kat	77:49	0	5
0	FARQUHARSON, Rikki	12:11	0	2

Shots by period	1	2	Total
USF	8	16	24
Houston	9	12	21

Corner kicks	1	2	Total
USF	1	1	2
Houston	2	3	5

**Scoring summary:**

No.	Time	Team	Goal scorer	Assist	Description
1.	25:14	USF	VIENS, Evelyne (8)	BURNEY, Kelli	Scored goal off long pass
2.	41:59	USF	SEYBOLD, Hanna (1)	HAUKSDOTTIR, Andrea	Scored goal from right corner
3.	55:35	USF	VIENS, Evelyne (9)	HAUKSDOTTIR, Andrea	Scored unassisted goal after getting ahead defense
4.	71:38	USF	MEGRATH, Aubrey (5)	DENNIS, Chyanne	scored unassisted goal on breakout

**Cautions and ejections:**  
 YC-HOU #25 (81:39)  
 Win-ELLIOTT, Kat (8-3). Loss-GODFREY, Kate (0-1).  
 Stadium: Carl Lewis Complex  
 Officials: Referee: Abdu Bensalah; Asst. Referee: Midge Van Es; Asa Adair;  
 Alt. Official: James Spencer; Timekeeper: Houston Official; Scorer: Houston Official;  
 Offsides: USF 10, Houston 3.

Official's signature



GAME  
13

# USF 1, TEMPLE 0

OCT. 19 // TAMPA // CORBETT STADIUM

Temple (6-8-2, 2-4-1 AAC) vs.  
USF (10-3-0, 6-1-0 AAC)  
Date: Oct 19, 2017 • Attendance: 664  
Weather: 65, partly cloudy

Pos#	Player	Sh	SO	G	A
gk	0 BASILEO, Morgan	-	-	-	-
mf	4 WILKINS, Emma	-	-	-	-
d	7 DOLAN, Kelcie	-	-	-	-
m	8 FALCONE, Elana	1	1	-	-
m	9 MCGINNIN, Sarah	-	-	-	-
f	10 MCKEOWN, Gabriella	2	1	-	-
d	14 BROWN, Aisha	-	-	-	-
d	16 KEITEL, Emily	-	-	-	-
d	21 POWELL, Lacey	-	-	-	-
f	23 CUNNINGHAM, Kayla	1	-	-	-
m	25 ESPOSITO, Juliet	1	1	-	-
-- Substitutes --					
11	DIGENOVA, Marissa	1	1	-	-
19	MOROCCO, Morgan	-	-	-	-
24	MCGINLEY, Kerri	2	-	-	-
26	DUPREE, Djovon	-	-	-	-
27	GLASSFORD, Morgan	-	-	-	-
Totals		8	4	0	0

#	Goalkeepers	Min	GA	Saves
0	BASILEO, Morgan	90:00	1	8

Shots by period	1	2	Total
Temple	3	5	8
USF	9	12	21

Corner kicks	1	2	Total
Temple	0	0	0
USF	4	5	9

No.	Time	Team	Goal scorer	Assist	Description
1.	62:20	USF	FERLIN, Leah (3)	WAGNER, Sabrina	15 lower left outside box passes up to 18, Long shot from top of box

**Cautions and ejections:**

Win-ELLIOTT, Kat (10-3-0). Loss-BASILEO, Morgan (5-4-2).

Stadium: Corbett Stadium

Officials: Referee: Martin Bel; Asst. Referee: Hassan Belmahia; Eddie Fiumara;

Aft. Official: Julio Noboa;

Offsides: Temple 0, USF 3.

Official's signature

Goals by period	1	2	Total
UCONN	0	1	1
USF	1	1	2

GAME  
14

# USF 3, UCONN 0

OCT. 22 // TAMPA // CORBETT STADIUM

UCONN (6-9-3, 4-4-0 AAC) vs.  
USF (11-3-0, 7-1-0 AAC)  
Date: Oct 22, 2017 • Attendance: 807  
Weather: Partly sunny, 85, winds SE 5-10 MPH

Pos#	Player	Sh	SO	G	A
gk	25 Hofer, Courtney	-	-	-	-
m	2 Leone, Sofia	-	-	-	-
d	12 Drueth, Heidi	-	-	-	-
d	16 Schiappa, Regan	-	-	-	-
f	17 Vinciguerra, Kristen	-	-	-	-
d	19 Keegans, Liane	-	-	-	-
f	21 Bell, Vivian	4	2	-	-
m	24 Spillane, Erin	1	-	-	-
m	33 Toole, Sabrina	-	-	-	-
f	34 Santos, Elena	1	-	-	-
d	77 Liebel, Paige	-	-	-	-
-- Substitutes --					
3	Evellard, Yamilae	-	-	-	-
4	Casimiro, Alexa	-	-	-	-
7	Elmore, Kess	4	1	-	-
11	Urbanek, Kim	3	2	1	-
22	Gottwik, Danielle	-	-	-	-
23	Danyko-Kulchicky, S	1	-	-	-
27	Pattillo, Julia	-	-	-	-
Totals		14	5	1	0

#	Goalkeepers	Min	GA	Saves
25	Hofer, Courtney	90:00	2	5

Shots by period	1	2	Total
UCONN	1	13	14
USF	5	12	17

Corner kicks	1	2	Total
UCONN	1	1	2
USF	4	4	8

No.	Time	Team	Goal scorer	Assist	Description
1.	12:53	USF	VIENS, Evelyne (10)	HAUKSDOTTIR, Andrea	HAUKSDOTTIR, Andrea
2.	48:29	USF	HAMRICK, Jessica (1)	PELLLETIER-LAROCHE, F	PELLLETIER-LAROCHE, F
3.	59:35	UCONN	Urbanek, Kim (1)	(unassisted)	HAUKSDOTTIR, Andrea

**Cautions and ejections:**

Win-ELLIOTT, Kat (11-3-0). Loss-Hofer, Courtney (4-4-0).

Stadium: Corbett Stadium

Officials: Referee: Brandon Artis; Asst. Referee: Harrison Pitman; Michel L. Catin;

Aft. Official: Hassan Belmahia;

Offsides: UCONN 0, USF 5.

Official's signature

GAME  
15

# USF 1, #7 UCF 1 (2OT)

OCT. 27 // ORLANDO // UCF SOCCER COMPLEX

South Florida (11-3-1, 7-1-1) vs UCF (12-1-2, 7-0-2)  
Attendance: 1410  
Stadium: UCF Soccer Complex at Orlando, Fla.  
Weather: partly cloudy

**South Florida**

Po	#	Player	Sh	SO	G	A	Fo	Min
GK	36	ELLIOTT, Kat	-	-	-	-	-	110
D	2	DENNIS, Chyanne	-	-	-	-	-	110
F	3	MEGRATH, Aubrey	1	-	-	-	-	97
D	5	PELLETIER-LAROCHE, F	-	-	-	-	-	103
F	7	KITCHING, Katie	-	-	-	-	-	53
10	HAUKSDOTTIR, Andrea	2	1	1	-	-	-	110
F	14	VIENS, Evelyne	5	4	-	-	-	93
F	15	WAGNER, Sabrina	1	1	-	-	-	110
D	21	BURNEY, Kelli	-	-	-	-	-	110
D	22	HAMRICK, Jessica	-	-	-	-	-	103
F	26	PARR, Ocean	-	-	-	-	-	45
-- Substitutes --								
8	IBRAHIM, Anyssa	-	-	-	-	-	-	8
F	18	FERLIN, Leah	-	-	-	-	-	20
D	19	SEYBOLD, Hanna	-	-	-	-	-	7
D	31	BLETHEN, Brianna	-	-	-	-	-	65
F	33	BURROUGHS, Kylee	1	-	-	-	-	67
Totals			10	6	1	0	15	

#	Goalkeepers	Min	GA	Saves
36	ELLIOTT, Kat	110:00	1	9

Shots by Period	1	2	OT	OT2	Total
South Florida	4	3	1	2	10
UCF	8	8	3	1	20

Corners by Period	1	2	OT	OT2	Total
South Florida	1	0	0	2	3
UCF	1	1	2	2	6

No.	Time	Team	Goal Scorer	Assist	Description
1.	44:50	USF	HAUKSDOTTIR, Andrea(4)	Penalty kick	*lower left
2.	87:41	UCF	ORSCHMANN, Dina(6)	FERRARA, Morgan	*Cross by 12 finds 15 in the box

**Cautions and Ejections:**

YC-USF #3 (29:35); YC-UCF #11 (40:44); YC-USF #31 (90:17);

South Florida-Kat Elliott(10-3-0); UCF-Vera Varis(10-1-2);

Officials: Referee: Abdu Bensalah; Asst. Referee 1: Hassan Belmahia; Asst. Referee 2: Daniel Gutierrez; Aft. Official: Edin Kapidizic; Timekeeper: Robert Smith;

Scorer: Nate Blythe;

Offsides: South Florida 2, UCF 4.

Official's Signature

GAME  
16

# USF 1, SMU 0 (AAC SEMIFINAL)

OCT. 8 // ORLANDO // UCF SOCCER COMPLEX

SMU (10-7-3) vs.  
USF (12-3-1)  
Date: 11/3/2017 • Attendance: 535  
Weather:

**SMU**

Pos#	Player	Sh	SO	G	A
gk	1 BROWN, Catie	-	-	-	-
d	2 HERRON, Katharine	-	-	-	-
d	7 MEEHAN, Mary	-	-	-	-
d	10 THORPE, Blair	-	-	-	-
d	11 THOMPSON, Haley	-	-	-	-
d	13 NASHMI, Isabelle	-	-	-	-
f	14 ALLRED, Hannah	-	-	-	-
d	16 HARRINGTON, Lauren	1	-	-	-
d	18 OATES, Claire	-	-	-	-
d	20 THORNTON, Allie	-	-	-	-
d	23 COOLEY, Jessica	-	-	-	-
-- Substitutes --					
3	NOVI, Katia	-	-	-	-
4	BISHOP, Hailey	-	-	-	-
5	COPE, Emily	-	-	-	-
6	WINN, Ale	-	-	-	-
9	MAURER, Robyn	-	-	-	-
12	FLEET, Hannah	-	-	-	-
26	ADLER, Sophie	-	-	-	-
Totals		2	0	0	0

#	Goalkeepers	Min	GA	Saves
1	BROWN, Catie	90:00	1	5

Shots by period	1	2	Total
SMU	1	1	2
USF	6	11	17

Corner kicks	1	2	Total
SMU	0	1	1
USF	4	3	7

No.	Time	Team	Goal scorer	Assist	Description
1.	33:05	USF	VIENS, Evelyne	(unassisted)	*Off a turnover, strike by 14 off near po

**Cautions and ejections:**

Win-ELLIOTT, Kat (12-3-1). Loss-BROWN, Catie (10-7-3).

Stadium: UCF Soccer Complex

Officials: Referee: Cassio Ribeiro; Asst. Referee: Joe Poremba; Mike Wallace;

Aft. Official: Jan Halaska; Scorer: Nate Blythe;

Offsides: SMU 0, USF 4.

Official's signature

2018 SOUTH FLORIDA WOMEN'S SOCCER

USF  
OUTLOOK  
PLAYERS  
COACHES  
REVIEW  
RECORDS  
HISTORY  
MEDIA

# GAME 17

## USF 0, UCF 0 (USF 5-3, PK) NOV. 5 // ORLANDO // UCF SOCCER COMPLEX

USF (12-3-2) vs. UCF (13-1-2)  
Date: 11/5/2017 • Attendance: 952  
Weather: partly cloudy

Pos #	Player	Sh	SO	G	A
gk	36 Elliott, Kat	-	-	-	-
d	2 Dennis, Chyanne	-	-	-	-
f	3 Megrath, Aubrey	2	1	-	-
d	5 Pelletier-Laroche, F	1	-	-	-
10	Hauksdottir, Andrea	4	3	-	-
f	14 Viens, Evelyne	6	4	-	-
f	15 Wagner, Sabrina	-	-	-	-
d	21 Burney, Kelli	-	-	-	-
d	22 Hamrick, Jessica	1	-	-	-
f	26 Parr, Ocean	-	-	-	-
f	33 Burroughs, Kylee	-	-	-	-
-- Substitutes --					
7	Kitching, Katie	-	-	-	-
8	Ibrahim, Anyssa	1	-	-	-
16	Hall, Yasmine	1	1	-	-
18	Ferlin, Leah	1	-	-	-
23	Meade, Ashley	-	-	-	-
25	Hawkins-Dabney, Tat	-	-	-	-
31	Blethen, Brianna	-	-	-	-
Totals		17	9	0	0

#	Goalkeepers	Min	GA	Saves
36	Elliott, Kat	110:00	0	7

Shots by period	1	2	OT	O2	O3	Total
USF	8	5	3	1	0	17
UCF	3	4	4	6	0	17

Corner kicks	1	2	OT	O2	O3	Total
USF	4	1	1	0	0	6
UCF	2	1	0	3	0	6

Scoring summary:					
No.	Time	Team	Goal scorer	Assist	Description
1.	11:00	USF	Hauksdottir, Andrea	(unassisted)	
2.	11:00	UCF	Sousa, Kathellen	(unassisted)	
3.	11:00	USF	Viens, Evelyne	(unassisted)	
4.	11:00	UCF	Sanders, Stefanie	(unassisted)	
5.	11:00	USF	Wagner, Sabrina	(unassisted)	
6.	11:00	UCF	Creighton, Christine	(unassisted)	
7.	11:00	USF	Ferlin, Leah	(unassisted)	
8.	11:00	USF	Burney, Kelli	(unassisted)	

**Cautions and ejections:**  
 YC-USF #8 (63:02); YC-USF #15 (65:13); YC-UCF #11 (74:52);  
 YC-USF #5 (85:02)

USF-Elliott, Kat (12-3-2). UCF-Varis, Vera (11-1-3).  
 Stadium: UCF Soccer Complex  
 Officials: Referee: Mark Allatin; Asst. Referee: Jan Halaska; Bruno Mozzo;  
 Alt. Official: Joe Poremba; Scorer: Nate Blythe;  
 Offsides: USF 5, UCF 0.

Official's signature

# GAME 18

## USF 3, FGCU 0 NOV. 11 // TAMPA // CORBETT STADIUM

FGCU (14-3-1) vs. USF (12-3-2)  
Date: Nov 11, 2017 • Attendance:  
Weather: 78 degrees, sunny, 10% chance of showers

Pos#	Player	Sh	SO	G	A
gk	33 WECK, Melissa	-	-	-	-
f	5 GREENE, Lauren	1	1	-	-
m	6 MORGAN, Cassidy	-	-	-	-
m	7 FRITZ, Holly	3	2	-	-
d	9 KNUDSTRUP, Camille	-	-	-	-
d	10 PATTON, Lindsey	-	-	-	-
d	12 SPITZER, Zoey	-	-	-	-
m	13 HUDSON, Nikki	2	-	-	-
d	17 PARKS, Ashley	-	-	-	-
f	23 NESS, Varin	-	-	-	-
m	25 BOILESEN, Marjorie	1	-	-	-
-- Substitutes --					
3	NELSON, Jocelyn	-	-	-	-
4	LAW, Paige	-	-	-	-
8	OLSEN, Emile	-	-	-	-
15	RUGAR, Kiara	-	-	-	-
19	SMETKOVA, Petra	-	-	-	-
21	MULLIGAN, Meaghan	1	-	-	-
22	VAN WAGNER, Hope	-	-	-	-
26	GORDON, Silvana	-	-	-	-
Totals		8	3	0	0

#	Goalkeepers	Min	GA	Saves
33	WECK, Melissa	90:00	3	7

Shots by period	1	2	Total
FGCU	3	5	8
USF	4	13	17

Corner kicks	1	2	Total
FGCU	3	1	4
USF	2	6	8

Scoring summary:					
No.	Time	Team	Goal scorer	Assist	Description
1.	17:48	USF	VIENS, Evelyne (12)	WAGNER, Sabrina	15 to 14, 14 shots from top center of box to lower right corner
2.	78:45	USF	FERLIN, Leah (4)	VIENS, Evelyne	
3.	82:13	USF	MEGRATH, Aubrey (6)	VIENS, Evelyne	pass from 14 lower right corner

**Cautions and ejections:**  
 YC-USF #33 (52:21); YC-FGCU #10 (78:14)

Stadium: Corbett Stadium  
 Officials: Referee: Daniel Gutierrez; Asst. Referee: Tim Bower; Randy Cook;  
 Alt. Official: Anthony Chiocky;  
 Offsides: FGCU 1, USF 2.

Official's signature

# GAME 19

## USF 0, #19 UF 1 NOV. 17 // GAINESVILLE, FLA. // BEN HILL GRIFFIN STADIUM

South Florida (13-4-2) vs Florida (16-0-0)  
 Attendance: 1142  
 Stadium: Donald R Dizney at Gainesville, FL  
 Weather: 65 F, 6 mph ENE, 68% humidity, mostly clear

South Florida						#19 Florida											
Pos #	Player	Sh	SO	G	A	Fo	Min	Pos #	Player	Sh	SO	G	A	Fo	Min		
GK	36 Kat Elliott	-	-	-	-	-	90	GK	31 Kaylan Marcese	-	-	-	-	-	90		
D	2 Chyanne Dennis	-	-	-	-	-	90	MF	5 Melanie Monteagudo	1	-	-	-	-	65		
F	3 Aubrey Megrath	-	-	-	3	-	73	MF	11 Briana Solis	2	1	-	1	-	90		
D	5 F Pelletier-Laroche	-	-	-	-	-	90	MF	12 Sammie Betters	1	1	-	-	-	90		
MF	10 Andrea Hauksdottir	2	-	-	3	-	90	MF	15 Sarah Troccoli	1	1	-	-	-	90		
F	14 Evelyne Viens	2	1	-	3	-	90	D	20 Julia Lester	-	-	-	-	-	90		
D/F	15 Sabrina Wagner	-	-	-	2	-	90	MF	21 Deanne Rose	3	3	-	-	-	85		
D	21 Kelli Burney	-	-	-	1	-	90	MF	22 Parker Roberts	-	-	-	-	1	90		
MF	22 Jessica Hamrick	-	-	-	2	-	90	F	27 Mayra Pelayo	3	2	1	-	-	87		
F	26 Ocean Parr	-	-	-	-	-	33	MF	38 Gabby Sailer	1	1	-	-	-	73		
F	33 Kylee Burroughs	-	-	-	1	-	59	D	81 Rachelle Smith	-	-	-	-	-	84		
-- Substitutes --								-- Substitutes --									
7	Katie Kitching	-	-	-	1	-	11	MF	2 Samantha Chung	-	-	-	-	-	4		
8	Anyssa Ibrahim	-	-	-	-	-	27	MF	10 Tess Sapone	-	-	-	-	-	39		
F	18 Leah Ferlin	-	-	-	-	-	5	F	14 Madison Alexander	-	-	-	-	-	1		
D	19 Hanna Seybold	-	-	-	-	-	5	MF	18 Lais Araujo	-	-	-	-	-	23		
D	31 Brianna Blethen	-	-	-	-	-	57	Totals						12	9	1	13
Totals		4	1	0	0	17		Goalkeepers		Min	GA	Saves					
36	Kat Elliott	90:00	1	6				31	Kaylan Marcese	90:00	0	1					

Shots by Period	1	2	Total
South Florida	2	2	4
Florida	8	4	12

Corner by Period	1	2	Total
South Florida	0	1	1
Florida	4	6	10

Scoring Summary:					
No.	Time	Team	Goal Scorer	Assist	Description
1.	42:00	UF	Mayra Pelayo(4)	Briana Solis	10 yards away from the left wing

**Cautions and Ejections:**  
 YC-USF #3 (54:48); YC-USF #10 (74:03);

Loss-Kat Elliott(13-4-2). Win-Kaylan Marcese(11-5).  
 Officials: Referee: Timothy Debynsingh; Asst. Referee 1: Abdel Kuttaneh; Asst. Referee 2: Natalie Simon; Alt. Official: Martin Bel; Scorer: David Segura;  
 Offsides: South Florida 1, Florida 1.

Official's Signature





# HISTORY & RECORDS

W O M E N ' S S O C C E R

2018 MEDIA GUIDE



# COACH RESULTS

2018 SOUTH FLORIDA WOMEN'S SOCCER

YEAR	COACH	OVERALL	CONFERENCE	POSTSEASON	GOALS	ASSISTS	POINTS	SHOTS	SAVES	GA	GAA	SHO
2017	Denise Schilte-Brown	13-4-2	7-1-0	2-1-1*	36	33	105	305	89	21	1.83	8
2016	Denise Schilte-Brown	12-4-3	4-3-2	0-1-1	36	24	96	267	81	21	1.05	7
2015	Denise Schilte-Brown	15-4-3	6-2-1	2-1-1*	39	35	113	381	79	15	0.65	12
2014	Denise Schilte-Brown	13-7-2	6-3-0	2-1-1*	36	28	100	328	60	25	1.1	9
2013	Denise Schilte-Brown	10-4-6	4-3-2	1-0-1	38	35	111	321	90	21	0.97	8
2012	Denise Schilte-Brown	10-5-4	6-2-2	1-0-1	23	21	67	226	84	16	0.79	10
2011	Denise Schilte-Brown	6-8-4	2-6-3	N/A	25	26	76	321	102	23	1.19	3
2010	Denise Schilte-Brown	14-6-3	6-3-2	3-2-0*	39	39	117	328	99	21	0.88	10
2009	Denise Schilte-Brown	9-8-3	6-4-2	1-1-0	26	24	76	248	99	17	0.85	8
2008	Denise Schilte-Brown	7-8-3	3-7-1	N/A	13	15	41	180	117	17	0.88	7
2007	Denise Schilte-Brown	4-10-3	3-6-2	0-1-0	9	9	27	147	79	25	1.42	5
2006	T. Logan Fleck	6-10-1	3-8-0	N/A	19	14	52	178	75	25	1.44	5
2005	T. Logan Fleck	7-7-3	2-6-3	N/A	25	21	71	202	94	24	1.33	5
2004	T. Logan Fleck	5-9-2	4-6-0	N/A	15	9	39	232	69	22	1.32	5
2003	T. Logan Fleck	8-8-2	6-3-1	0-1-0	20	14	54	174	120	22	1.18	4
2002	T. Logan Fleck	8-8-2	4-4-2	0-1-0	28	19	75	197	81	29	1.54	4
2001	T. Logan Fleck	4-13-2	1-8-1	N/A	21	19	61	177	126	51	2.56	1
2000	T. Logan Fleck	6-10-1	4-6-1	0-1-0	32	25	89	231	81	32	1.87	3
1999	T. Logan Fleck	11-8-0	7-4-0	0-1-0	34	56	87		116	29	1.38	5
1998	T. Logan Fleck	15-1-3	9-0-2	1-1-0	59	54	169		69	17	0.84	6
1997	T. Logan Fleck	10-6-1	4-4-1	0-1-0	34	26	94		78	26	1.51	4
1996	T. Logan Fleck	6-11-1	2-7-0	1-1-0	28	23	89		76	50	2.78	3
1995	T. Logan Fleck	11-3-0			49	27	123		86	9	0.64	9
TOTALS		197-157-52	91-95-28	12-14-5	648	563	1827	4138	1961	537	N/A	133

\*--indicates NCAA Tournament appearance | tie occurred in AAC Championship game

## USF SOCCER HIGHLIGHTS

### 1995

The USF soccer program began with a bang under head coach T. Logan Fleck as they put together an 11-3 record, including nine shutouts.

### 1996

Kristine Edner (first team), Janeen Sobush (third team) and Heather Buchanan (freshman) become the first Bulls to earn postseason all-conference awards.

### 1998

The Bulls posted a program record 15 wins and 59 goals in just their fourth season. They went undefeated in the regular season before picking up their first loss in the C-USA Tournament.

### 1999

USF's 50th program win is a 1-0 conference victory at Southern Miss on Sept. 26. The Bulls won seven consecutive games that year from Sept. 12-Oct. 1.

### 2000

Siri Nordby becomes just the second player in school history to record two hat tricks in one season. She finished with three in her career to tie Kristine Edner for the program high.

### 2003

Breck Bankester becomes the first Bull to earn the C-USA Defensive Player of the Year Award. Bankester had a then-program record 115 saves and a 1.18 goals-against average.

### 2005

The Bulls join the BIG EAST and finish 2-6-3 in conference play with wins over St. John's and Cincinnati.

### 2007

Denise Schilte-Brown was named the second coach in program history after compiling a 77-51-17 record at Virginia Commonwealth and appearing in two NCAA Tournaments.

### 2010

After posting a 14-6-3 record, the Bulls made their first NCAA appearance and picked up their first tournament win with a 3-1 victory over Auburn. USF went 1-1 in the tournament after falling, 2-1, to FSU.

### 2013

USF posts an undefeated home record, going 8-0-3 with six shutouts and outscoring opponents, 30-6.

### 2014

The Bulls host the first NCAA Women's Soccer Tournament game at Corbett Stadium, welcoming Illinois State to Tampa.

### 2015

USF tied the program record with 15 wins, the most under head coach Denise Schilte-Brown, and advanced to its second straight NCAA Tournament.

### 2016

Denise Schilte-Brown reached her 100th win at the helm of the Bulls and led the team to the longest perfect record in the nation with eight straight wins. USF was ranked for seven consecutive weeks and reached the highest ranking in program history at No. 14.

### 2017

The program reached its 200th overall win with an overtime, 2-1 victory at Alabama. Denise Schilte-Brown reached her 200th career win in the conference opener with a 2-1 victory over ECU. The Bulls reached their fourth NCAA tournament, and picked up their second tournament win, shutting out FGCU 3-0. USF went 10 straight games undefeated from Sept. 24 to Nov. 11. The Bulls posted their program best conference record, 7-1-1.



**GOALS**

2017	Evelyne Viens	12
<b>2016</b>	<b>Evelyne Viens</b>	<b>16</b>
2015	Olivia Chance	9
2014	Olivia Chance	9
2013	Olivia Chance	9
2012	Sharla Passariello	8
2011	Demi Stokes/Chelsea Klotz	4
2010	Chelsea Klotz/Venicia Reid	11
2009	Chelsea Klotz	9
2008	Chelsea Klotz	4
2007	Lindsay Brauer	4
2006	Lindsay Brauer	9
2005	Jenny Mulvihill	7
2004	Katie Reed	4
2003	Jenny Mulvihill	6
2002	Tia Opliger	8
2001	Rachel Thjomoe/tine Hagh	5
2000	Siri Nordby	11
1999	Siri Nordby	14
<b>1998</b>	<b>Kristine Edner</b>	<b>16</b>
1997	Kristine Edner	11
1996	Kristine Edner	10
1995	Erin Devine	15

**ASSISTS**

2017	Evelyne Viens	9
2016	Trudi Carter/ Evelyne Viens	4
2015	Olivia Chance	10
2014	Olivia Chance	6
2013	Sharla Passariello	8
2012	Taylor Patterson	5
2011	Demi Stokes	4
2010	Venicia Reid	9
2009	Nicole Pineiro/Taylor Patterson	5
2008	Amanda McCormick/Rehana Murani	4
2007	Autumn Browning	4
2006	Lindsay Brauer	4
2005	Katie Reed	5
2004	Three Players	3
2003	Katie Reed	5
2002	Kim Martins	5
2001	Rachel Thjomoe	6
2000	Alea Long	7
1999	Tia Opliger	6
<b>1998</b>	<b>Siri Nordby</b>	<b>13</b>
1997	Siri Nordby	10
1996	Kristine Edner	9
1995	Annie Wagner	10

**POINTS**

2017	Evelyne Viens	33
2016	Evelyne Viens	36
2015	Olivia Chance	28
2014	Olivia Chance	24
2013	Sharla Passariello	24
2012	Sharla Passariello	19
2011	Demi Stokes	12
2010	Venicia Reid	31
2009	Chelsea Klotz	19
2008	Chelsea Klotz	8
2007	Lindsay Brauer/Autumn Browning	10
2006	Lindsay Brauer	22
2005	Jenny Mulvihill	14
2004	Katie Reed	10
2003	Jenny Mulvihill	14
2002	Tia Opliger	17
2001	Rachel Thjomoe	16
2000	Siri Nordby	25
1999	Siri Nordby	23
<b>1998</b>	<b>Kristine Edner</b>	<b>43</b>
1997	Kristine Edner/Siri Nordby	26
1996	Kristine Edner	29
1995	Erin Devine	32

**GAME-WINNING GOALS**

<b>2017</b>	<b>Evelyne Viens</b>	<b>6</b>
2016	Evelyne Viens	3
2015	Olivia Chance/ Leticia Skeete	4
2014	Leticia Skeete	4
2013	Olivia Chance	3
2012	S. Passariello/D. Stokes/O. Chance	3
2011	Chelsea Klotz	2
2010	Chelsea Klotz	5
2009	Chelsea Klotz	5
2008	Chelsea Klotz	5
2007	Lindsay Brauer	3
2006	Lindsay Brauer	3
2005	Jenny Mulvihill	2
2004	Katie Reed	2
2003	Jenny Mulvihill	3
2002	Tia Opliger	2
2001	C. Koester/A. Long	1
2000	Siri Nordby	3
1999		n/a
1998		n/a
1997		n/a
1996		n/a
1995		n/a

**SHOTS**

2017	Evelyne Viens	87
2016	Evelyne Viens	69
2015	Olivia Chance	77
2014	Olivia Chance	75
2013	Sharla Passariello	83
2012	Sharla Passariello	79
2011	Demi Stokes	56
<b>2010</b>	<b>Chelsea Klotz</b>	<b>104</b>
2009	Chelsea Klotz	63
2008	Chelsea Klotz	41
2007	Lindsay Brauer	43
2006	Lindsay Brauer	53
2005	Jenny Mulvihill	37
2004	Katie Reed	42
2003	Jenny Mulvihill	39
2002	Tia Opliger	59
2001	Stine Hagh	34
2000	Siri Nordby	76
1999	Siri Nordby	73
1998	Kristine Edner	73
1997	Kristine Edner	81
1996	Kristine Edner	69
1995	Annie Wagner	70

**SAVES**

2017	Kat Elliott	83
2016	Kat Elliott	75
2015	Kat Elliott	78
2014	Kat Elliott	39
2013	Christiane Endler	87
2012	Christiane Endler	83
2011	Nicole McClure	87
2010	Nicole McClure	93
2009	Mallori Lofton-Malachi	93
<b>2008</b>	<b>Mallori Lofton-Malachi</b>	<b>116</b>
2007	Mallori Lofton-Malachi	76
2006	Casey Garrett	65
2005	Casey Garrett	88
2004	Breck Bankester	66
2003	Breck Bankester	115
2002	Breck Bankester	73
2001	Breck Bankester	64
2000	Valerie Wetzel	81
1999	Valerie Wetzel	89
1998	Alicia Bostain	69
1997	Alicia Bostain	72
1996	Diane Sumner	75
1995	Diane Sumner	70

**GOALS-AGAINST AVERAGE**

2017	Kat Elliott	1.08
2016	Kat Elliott	1.10
2015	Kat Elliott	0.65
2014	Kat Elliott	0.95
2013	Christiane Endler	1.04
2012	Christiane Endler	0.76
2011	Nicole McClure	1.24
2010	Nicole McClure	0.89
2009	Mallori Lofton-Malachi	0.88
2008	Mallori Lofton-Malachi	0.88
2007	Mallori Lofton-Malachi	1.37
2006	Casey Garrett	1.39
2005	Casey Garrett	1.33
2004	Breck Bankester	1.16
2003	Breck Bankester	1.18
2002	Breck Bankester	1.57
2001	Breck Bankester	1.89
2000	Valerie Wetzel	1.86
1999	Valerie Wetzel	1.08
1998	Alicia Bostain	0.84
<b>1997</b>	<b>Alicia Bostain</b>	<b>0.60</b>
1996	Diane Sumner	2.44
1995	Diane Sumner	0.71

**SHUTOUTS**

2017	Kat Elliott	5
2016	Kat Elliott	4
<b>2015</b>	<b>Kat Elliott</b>	<b>10</b>
2014	Kat Elliott	6
2013	Christiane Endler	6
2012	Christiane Endler	9
2011	Nicole McClure	3
2010	Nicole McClure	8
2009	Mallori Lofton-Malachi	6
2008	Mallori Lofton-Malachi	7
2007	Mallori Lofton-Malachi	5
2006	Casey Garrett	4
2005	Casey Garrett	5
2004	Breck Bankester	5
2003	Breck Bankester	4
2002	Breck Bankester	4
2001	Breck Bankester	1
2000	Valerie Wetzel	3
1999	Valerie Wetzel	5
1998	Alicia Bostain	7
1997	Alicia Bostain	4
1996	Diane Sumner	3
1995	Diane Sumner	9

**MINUTES IN GOAL**

2017	Kat Elliott	1671:24
2016	Kat Elliott	1715:41
2015	Kat Elliott	2068:25
2014	Kat Elliott	1230:49
2013	Christiane Endler	1812:18
2012	Christiane Endler	1780:26
2011	Nicole McClure	1596:21
<b>2010</b>	<b>Nicole McClure</b>	<b>2118:43</b>
2009	Mallori Lofton-Malachi	1740:99
2008	Mallori Lofton-Malachi	1742:28
2007	Mallori Lofton-Malachi	1572
2006	Casey Garrett	1492
2005	Casey Garrett	1619
2004	Breck Bankester	1475
2003	Breck Bankester	1678
2002	Breck Bankester	1490
2001	Breck Bankester	1046
2000	Valerie Wetzel	1544
1999	Valerie Wetzel	1432
1998	Alicia Bostain	1820
1997	Alicia Bostain	1457
1996	Diane Sumner	1515
1995	Diane Sumner	1011

\*PROGRAM RECORDS IN BOLD

### TEAM RECORDS-SEASON

#### GOALS

1.	59	1998
2.	49	1995
3.	39	2010
	39	2015
5.	38	2013

#### ASSISTS

1.	56	1999
2.	54	1998
3.	39	2010
4.	35	2013
	35	2015

#### POINTS

1.	169	1998
2.	123	1995
3.	117	2010
4.	113	2015
5.	111	2013

#### SAVES

1.	126	2001
2.	120	2003
3.	117	2008
4.	116	1999
5.	102	2011

#### GOALS ALLOWED

1.	9	1995
2.	15	2015
3.	16	2012
4.	17	2008
	17	2009
	17	1998

#### GOALS-AGAINST AVERAGE

1.	0.64	1995
2.	0.65	2015
3.	0.79	2012
4.	0.84	1998
5.	0.85	2009

#### SHUTOUTS

1.	12	2015
2.	10	2012
	10	2010
4.	9	1995
	9	2014

### TEAM RECORDS-GAME

Goals Scored ..... 9  
2x, last vs. Alabama A&M (2011)

Assists ..... 11  
vs. Alabama A&M (2011)

Shots ..... 48  
vs. Jacksonville (1995)

Corner Kicks ..... 16  
at Stetson (1998)

Saves ..... 16  
2x, last at FSU (2000)

Fouls ..... 22  
at DePaul (2001)

### OPPONENT RECORDS-GAME

Goals Scored ..... 8  
at Cincinnati (1996)

Assists ..... 8  
at Cincinnati (1996)

Shots ..... 31  
vs. Notre Dame (2005)

Corner Kicks ..... 19  
at UNC-Charlotte

Saves ..... 20  
at Stetson (1998)

Fouls ..... 28  
at FSU (1998)

### TEAM FIRSTS

Inaugural Season ..... 1995

First Game ..... Sept. 7, 1995  
UNF 3, USF 0

First Win ..... Sept. 14, 1995  
USF 6, Florida Southern 1

First Conference Win ..... Sept. 29, 1996  
USF 3, DePaul 1

First trip to the NCAA Tournament ..... 2010  
First NCAA Tournament win ..... 2010  
First AAC Tournament Championship ..... Nov. 5, 2017

### ALL-TIME USF HAT TRICKS

1995 ..... Annie Wagner  
Jacksonville (9/26/95)  
..... Erin Devine  
at St. Thomas (10/28/95)

1996 ..... Kristine Edner  
Florida Atlantic (9/7/96)

1998 ..... Kristine Edner  
Jacksonville (9/15/98)  
Southern Miss (11/1/98)

1999 ..... Siri Nordby  
Louisville (9/19/99)

2000 ..... Siri Nordby  
at Memphis (9/17/00)  
at Louisville (10/22/00)

2006 ..... Lindsay Brauer  
South Alabama (8/27/06)

2016 ..... Evelyne Viens  
Jacksonville (9/8/2016)

USF
OUTLOOK
PLAYERS
COACHES
REVIEW
<b>RECORDS</b>
HISTORY
MEDIA





**INDIVIDUAL SEASON RECORDS****GAME**

Goals Scored.....	4	Erin Devine at St. Thomas (1995)
Assists.....	3	Rachel Thjomoe vs. The Citadel (2001) Siri Nordby vs. Louisville (1992)
Points Scored.....	8	Annie Wagner vs. Jacksonville (1995)
Shots.....	15	Valerie Wetzel at Louisville (2000) Annie Wagner vs. Jacksonville (1995)
Saves.....	16	Diane Sumner (1995) Valerie Wetzel (2000)

**GOALS**

1. Evelyne Viens.....	16	2016
Kristine Edner.....	16	1998
3. Erin Devine.....	15	1995
4. Siri Nordby.....	14	1999
5. Evelyne Viens.....	12	2017
6. Kristine Edner.....	11	1997
Siri Nordby.....	11	2000
Chelsea Klotz.....	11	2010
Venicia Reid.....	11	2010
10. Kristine Edner.....	10	1996

**ASSISTS**

1. Siri Nordby.....	13	1998
2. Annie Wagner.....	10	1995
Siri Nordby.....	10	1997
Olivia Chance.....	10	2015
5. Kristine Edner.....	9	1996
Venicia Reid.....	9	2010
Evelyne Viens.....	9	2017
8. Sharla Passariello.....	8	2013
Andrea Hauksdottir.....	8	2017
10. Aleia Long.....	7	2000

**SHOTS**

1. Chelsea Klotz.....	104	2010
2. Evelyne Viens.....	87	2017
3. Sharla Passariello.....	83	2013
4. Kristine Edner.....	81	1997
5. Sharla Passariello.....	79	2012

**SAVES**

1. Mallori Lofton Malachi.....	116	2008
2. Breck Bankester.....	115	2003
3. Mallori Lofton Malachi.....	93	2009
Nicole McClure.....	93	2010
5. Valerie Wetzel.....	89	1999

**SHUTOUTS**

1. Kat Elliott.....	10	2015
2. Christiane Endler.....	9	2012
Diane Sumner.....	9	1995
4. Nicole McClure.....	8	2010
5. Mallori Lofton Malachi.....	7	2008
Alicia Bostain.....	7	1998

**GOALS-AGAINST AVERAGE**

1. Kat Elliott.....	0.65	2015
2. Diane Sumner.....	0.71	1995
3. Christiane Endler.....	0.76	2012
4. Alicia Bostain.....	0.84	1998
5. Mallori Lofton Malachi.....	0.88	2008
Mallori Lofton Malachi.....	0.88	2009

**INDIVIDUAL CAREER RECORDS****GOALS**

1.	Siri Nordby	41	1997-00
2.	Kristine Edner	37	1996-98
3.	Olivia Chance	31	2012-15
4.	Chelsea Klotz	28	2008-11
	Evelyne Viens	28	2016-Pres.
6.	Tia Opliger	25	1998-02
7.	Charla Passariello	22	2010-13
8.	Leticia Skeete	19	2013-16
9.	Demi Stokes	17	2011-14
10.	Erin Devine	15	1995-96

**ASSISTS**

1.	Siri Nordby	28	1997-00
2.	Kristine Edner	24	1996-98
3.	Olivia Chance	21	2012-15
4.	Tia Opliger	17	1998-02
5.	Rehana Murani	14	2008-11
	Demi Stokes	14	2011-14
6.	Evelyne Viens	13	2016-Pres.
7.	Sharla Passariello	11	2010-13
	Annie Wagner	11	1995-97
	Janeen Sobush	11	1995-98
	Rachel Thjomoe	11	2001-03
	Noelle Pineiro	11	2008-11
	Taylor Patterson	11	2009-12

**SHOTS**

1.	Chelsea Klotz	261	2008-11
2.	Siri Nordby	252	1997-00
3.	Kristine Edner	223	1996-98
4.	Olivia Chance	215	2012-15
5.	Sharla Passariello	214	2010-13
6.	Demi Stokes	161	2011-14
7.	Tia Opliger	134	1998-02
8.	Noelle Pineiro	124	2008-11
9.	Janeen Sobush	116	1995-98
10.	Taylor Patterson	101	2009-12

**GAMES PLAYED**

1.	Jordyn Listro	82	2013-16
2.	Alexandra "Boo" Eagle	79	2009-12
	Olivia Chance	79	2012-14
	Diana Saenz	79	2012-15
5.	Molly Stack	78	2008-11
	Jackie Simpson	78	2012-15
7.	Gina Pacheco	77	2008-10
	Leticia Skeete	77	2013-16
9.	Chelsea Klotz	76	2008-11
	Noelle Pineiro	76	2008-11

**SAVES**

1.	Breck Bankester	318	2001-04
2.	Mallori Lofton-Malachi	290	2006-09
3.	Kat Elliott	275	2014-2017
4.	Valerie Wetzel	213	1999-01
5.	Nicole McClure	180	2010-11
6.	Christiane Endler	176	2012-Pres
7.	Alicia Bostain	156	1997-98, 01-02
8.	Casey Garret	154	2004-06
9.	Dianne Sumner	145	1995-96
10.	Karen Potter	27	1997, 1999

**GOALS-AGAINST AVERAGE**

1.	Christiane Endler	0.90	2012-2014
2.	Kat Elliott	0.93	2014-2017
3.	Nicole McClure	1.04	2010-11
4.	Mallori Lofton-Malachi	1.05	2006-09
5.	Alicia Bostain	1.31	1997-08,01
6.	Casey Garrett	1.39	2004-06
7.	Breck Bankester	1.41	2001-04
8.	Valerie Wetzel	1.69	1999-01



**PLAYER HONORS****UNITED SOCCER COACHES ALL-AMERICAN**

Evelyne Viens, Third-Team (2017)

**UNITED SOCCER COACHES ALL-SOUTHEAST REGION**

Evelyne Viens, First-Team (2017)

Andrea Hauksdottir, Second Team (2017)

**AMERICAN ATHLETIC CONFERENCE PRESEASON OFFENSIVE PLAYER OF THE YEAR**

Evelyne Viens, 2017

**PRESEASON ALL-CONFERENCE TEAM**

Andrea Hauksdottir, 2017

**ROOKIE OF THE YEAR**

Evelyne Viens, 2016

**DEFENSIVE PLAYER OF THE YEAR**

Jackie Simpson, 2015

**ROOKIE OF THE YEAR**

Evelyne Viens, 2016

**TOURNAMENT****MOST OUTSTANDING OFFENSIVE PLAYER**

Evelyne Viens, 2017

**TOURNAMENT****MOST OUTSTANDING DEFENSIVE PLAYER**

Kat Elliott, 2017

**ALL-TOURNAMENT TEAM**

Evelyne Viens, 2017

**2017****FIRST TEAM**

Andrea Hauksdottir

Evelyne Viens

**SECOND TEAM**

Kat Elliott

**ALL-ROOKIE TEAM**

Katie Kitching

**2016****FIRST TEAM**

Evelyne Viens

**2015****FIRST TEAM**

Olivia Chance

Jackie Simpson

**SECOND TEAM**

Kat Elliott

Allie Rossi

**2014****FIRST TEAM**

Olivia Chance

**SECOND TEAM**

Jackie Simpson

Demi Stokes

**ROOKIE TEAM**

Ocean Parr

**2013****SECOND TEAM**

Christiane Endler

Demi Stokes

Cristin Granados

**ROOKIE TEAM**

Leticia Skeete

**2014****FIRST TEAM**

Olivia Chance

**SECOND TEAM**

Jackie Simpson

Demi Stokes

**ROOKIE TEAM**

Ocean Parr

**PLAYER OF THE WEEK****2017**

Evelyne Viens (Offense), Aug. 21

Kat Elliott (Defense), Oct. 2

Katie Kitching (Rookie), Oct. 9

**2016**

Carlotta Fennefoss (defense), Aug. 22

Evelyne Viens (offense), Aug. 29

Evelyne Viens (rookie), Aug. 29

Andrea Hauksdottir (rookie), Sept. 5

Evelyne Viens (offense), Sept. 12

Kat Elliott (goalie), Sept. 12

Evelyne Viens (rookie), Sept. 26

Evelyne Viens (rookie), Oct. 24

Evelyne Viens (rookie), Oct. 31

**2015**

Cristina Ferral (defense), Aug. 24

Kat Elliott (goalie), Sept. 7

Kat Elliott (goalie), Sept. 14

Kat Elliott (goalie), Sept. 28

Jackie Simpson (defense), Sept. 28

Kat Elliott (goalie), Oct. 19

**2014**

Olivia Chance (offense), Oct. 6

Jackie Simpson (defense), Oct. 6

Olivia Chance (offense), Oct. 20

Kat Elliott (rookie), Oct. 20

**2013**

Christiane Endler (goalie), Aug. 26

Christiane Endler (goalie), Oct. 7

Cristin Granados (offense), Oct. 7

Christiane Endler (goalie), Oct. 21

**BIG EAST****2006****FIRST TEAM**

Lindsay Brauer

**2007****SECOND TEAM**

Lindsay Brauer

**HONORABLE MENTION**

Autumn Browning

**2009****THIRD TEAM**

Taylor Patterson

**2010****FIRST TEAM**

Chelsea Klotz

**THIRD TEAM**

Taylor Patterson

Venicia Reed

**2011****SECOND TEAM**

Chelsea Klotz

Demi Stokes

**THIRD TEAM**

Taylor Patterson

USF
OUTLOOK
PLAYERS
COACHES
REVIEW
RECORDS
<b>HISTORY</b>
MEDIA

**2012**  
FIRST TEAM  
Taylor Patterson

SECOND TEAM  
Sharla Passariello

ALL-ROOKIE  
Olivia Chance

**BIG EAST PLAYER OF THE WEEK**  
**2012**

Christiane Endler (goalie), Sept. 10  
Taylor Patterson (defense), Oct. 8  
Christiane Endler (goalie), Oct. 8  
Christiane Endler (freshman), Oct. 15

**CONFERENCE USA**

**1996**  
FIRST TEAM  
Kristine Edner  
THIRD TEAM  
Janeen Sobush

**1997**  
FIRST TEAM  
Kristine Edner

THIRD TEAM  
Siri Nordby

**1998**  
FIRST TEAM  
Kristine Edner  
Tia Opliger  
Janeen Sobush

THIRD TEAM  
Brooke Beck  
Siri Nordby  
Carlene Wawrzonek  
Jennifer Wilson

**1999**  
FIRST TEAM  
Siri Nordby  
SECOND TEAM  
Tia Opliger

THIRD TEAM  
Brooke Beck

**2000**  
FIRST TEAM  
Siri Nordby

SECOND TEAM  
Tia Opliger

THIRD TEAM  
Brooke Beck

**2002**  
FIRST TEAM  
Tia Opliger  
THIRD TEAM  
Breck Bankester

**2003**  
FIRST TEAM  
Breck Bankester  
Katie Reed

THIRD TEAM  
Stacci Sastre

**2004**  
FIRST TEAM  
Tia Opliger

THIRD TEAM  
Breck Bankester  
Stacci Sastre

**FRESHMAN OF THE YEAR**  
Tia Opliger, 1998

**COACH OF THE YEAR**  
T. Logan Fleck, 1998

**CUSA PLAYER OF THE WEEK**  
**1997**  
Kristine Edner (offense), Oct. 13

**1998**  
Helen Campbell (defense), Oct. 5

**1999**  
Siri Nordby (offense), Sept. 27

**2000**  
Siri Nordby (offense), Sept. 18

**2002**

Stacci Sastre (defense), Oct. 7  
Aleia Long (offense), Oct. 28

**2003**  
Jenny Mulvihill (offense), Oct. 27





USF
OUTLOOK
PLAYERS
COACHES
REVIEW
RECORDS
HISTORY
MEDIA

**1995**

**Head Coach:** T. Logan Fleck

**Record:** 11-3

**1997**

**Head Coach:** T. Logan Fleck

**Record:** 10-6-1, Conference USA 4-4-1

DATE	OPPONENT	SITE	RESULT
Sept. 7	North Florida	Tampa, Fla.	L, 0-3
Sept. 14	Florida Southern	Tampa, Fla.	W, 6-1
Sept. 16	Jacksonville State	Tampa, Fla.	W, 1-0
Sept. 19	Webber College	A	W, 6-1
Sept. 23	Miami	Coral Gables, Fla.	W, 3-0
Sept. 26	Jacksonville	Tampa, Fla.	W, 9-0
Oct. 1	North Florida	Jacksonville, Fla.	W, 3-0
Oct. 3	Eckerd College	Tampa, Fla.	W, 4-0
Oct. 12	Nova-Southeastern	Tampa, Fla.	L, 1-2
Oct. 14	Miami	Tampa, Fla.	W, 2-0
Oct. 19	Eckerd College	Tampa, Fla.	W, 2-0
Oct. 21	Nova-Southeastern	A	L, 0-2
Oct. 24	Webber College	Tampa, Fla.	W, 5-0
Oct. 28	St. Thomas	A	W, 7-0

**1996**

**Head Coach:** T. Logan Fleck

**Record:** 6-11-1, Conference USA 2-7-0

DATE	OPPONENT	SITE	RESULT
Aug. 31	Georgia Southern	Tampa, Fla.	L, 0-2
Sept. 7	FAU	Tampa, Fla.	W, 5-2
Sept. 12	Nova-Southeastern	A	W, 2-0
Sept. 19	Charlotte*	Tampa, Fla.	L, 2-3
Sept. 24	Jacksonville	Tampa, Fla.	W, 5-0
Sept. 27	UAB*	Tampa, Fla.	L, 1-6
Sept. 29	DePaul*	Tampa, Fla.	W, 3-1
Sept. 30	Wofford	Tampa, Fla.	T, 3-3 OT
Oct. 4	Saint Louis*	St. Louis, Mo.	L, 0-3
Oct. 6	Memphis*	Memphis, Tenn.	L, 2-4
Oct. 11	FAU	Boca Raton, Fla.	L, 1-4
Oct. 18	Cincinnati*	Cincinnati, Ohio	L, 0-8
Oct. 20	Louisville*	Louisville, Ky.	L, 0-2
Oct. 25	Tulane*	Tampa, Fla.	W, 4-1
Oct. 30	Stetson	DeLand, Fla.	L, 2-3
Nov. 1	Marquette*	Tampa, Fla.	L, 0-5
Nov. 6	Tulane#	Tampa, Fla.	W, 3-0
Nov. 7	Marquette#	Tampa, Fla.	L, 0-3

\* C-USA Game

# C-USA Championship

DATE	OPPONENT	SITE	RESULT
Aug. 30	Eckerd College	Tampa, Fla.	W, 3-0
Sept. 12	Charlotte*&	Charlotte, N.C.	L, 1-5
Sept. 14	Wofford&	Charlotte, N.C.	W, 3-0
Sept. 16	Stetson	Tampa, Fla.	W, 2-1
Sept. 19	DePaul*	Chicago, Ill.	W, 4-1
Sept. 21	Marquette*	Milwaukee, Wisc.	L, 0-3
Sept. 26	Saint Louis*	Tampa, Fla.	T, 2-2 OT
Sept. 28	Cincinnati*	Tampa, Fla.	L, 0-1
Oct. 3	UAB*	Birmingham, Ala.	L, 0-2
Oct. 5	Tulane*	New Orleans, La.	W, 2-1 OT
Oct. 10	FAU	Boca Raton, Fla.	W, 2-1
Oct. 12	FIU	Miami, Fla.	W, 4-2
Oct. 17	Memphis*	Tampa, Fla.	W, 4-0
Oct. 19	Stetson	DeLand, Fla.	W, 2-1
Oct. 22	Florida State	Tampa, Fla.	L, 0-1
Oct. 24	Louisville*	Tampa, Fla.	W, 3-0
Nov. 4	Charlotte#	Fenton, Mo.	L, 2-5

& Charlotte/PUMA Classic

\* C-USA Game

# C-USA Championship

**1998**

**Head Coach:** T. Logan Fleck

**Record:** 15-1-3, Conference USA 9-0-2

DATE	OPPONENT	SITE	RESULT
Sept. 2	Stetson	DeLand, Fla.	W, 1-0 OT
Sept. 6	FIU	Tampa, Fla.	W, 5-1
Sept. 11	FAU	Tampa, Fla.	W, 5-2
Sept. 15	Jacksonville	Tampa, Fla.	W, 5-2
Sept. 18	Louisville*	Louisville, Ky.	W, 3-1
Sept. 20	Cincinnati*	Cincinnati, Ohio	W, 2-1
Sept. 28	Tulane*	Tampa, Fla.	W, 1-0
Oct. 2	UAB*	Tampa, Fla.	W, 3-0
Oct. 4	Memphis*	Tampa, Fla.	W, 7-0
Oct. 9	Florida State	Tallahassee, Fla.	T, 1-1 OT
Oct. 13	UCF	Tampa, Fla.	W, 4-0
Oct. 16	Marquette*	Milwaukee, Wisc.	W, 2-1
Oct. 18	DePaul*	Chicago, Ill.	T, 1-1 OT
Oct. 23	Houston*	Tampa, Fla.	W, 3-1
Oct. 25	Saint Louis*	Tampa, Fla.	W, 5-2
Oct. 30	Charlotte*	Charlotte, N.C.	T, 2-2 OT
Nov. 1	Southern Miss*	Tampa, Fla.	W, 4-0

Nov. 6	Tulane#	Farmers Branch, Texas	W, 4-0
Nov. 7	Marquette#	Farmers Branch, Texas	L, 1-2
* C-USA Game			
# C-USA Championship			

Oct. 15	Tulane*	Tampa, Fla.	L, 2-3
Oct. 20	Cincinnati*	Cincinnati, Ohio	L, 1-5
Oct. 22	Louisville*	Louisville, Ky.	W, 6-0
Oct. 25	Jacksonville	Tampa, Fla.	W, 2-1
Oct. 29	Charlotte*	Tampa, Fla.	L, 0-2
Nov. 1	Marquette#	St. Louis, Mo.	L, 1-2 2 OT

**1999**

**Head Coach:** T. Logan Fleck

**Record:** 11-8-0, Conference USA 7-4-0

\* C-USA Game  
# C-USA Championship

DATE	OPPONENT	SITE	RESULT
Aug. 27	FAU	Boca Raton, Fla.	W, 1-0
Aug. 29	FIU	Miami, Fla.	L, 0-2
Sept. 2	Furman&	Jacksonville, Fla.	L, 1-5
Sept. 4	College of Charleston&	Jacksonville, Fla.	W, 3-1
Sept. 7	Florida State	Tampa, Fla.	L, 0-1
Sept. 12	Stetson	Tampa, Fla.	W, 4-1
Sept. 17	Cincinnati*	Tampa, Fla.	W, 1-0
Sept. 19	Louisville*	Tampa, Fla.	W, 7-1
Sept. 21	Jacksonville	Jacksonville, Fla.	W, 3-2
Sept. 24	Tulane*	New Orleans, La.	W, 2-0
Sept. 26	Southern Miss*	Hattiesburg, Miss.	W, 1-0
Oct. 1	Memphis*	Memphis, Tenn.	W, 2-1
Oct. 3	UAB*	Birmingham, Ala.	L, 0-1
Oct. 15	DePaul*	Tampa, Fla.	W, 3-0
Oct. 17	Marquette*	Tampa, Fla.	L, 0-5
Oct. 22	Saint Louis*	St. Louis, Mo.	L, 0-2
Oct. 24	Houston*	Houston, Texas	L, 1-2
Oct. 29	Charlotte*	Tampa, Fla.	W, 3-2 2 OT
Nov. 3	Houston#	Farmers Branch, Texas	L, 2-3

& Jacksonville Invite  
\* C-USA Game  
# C-USA Championship

**2000**

**Head Coach:** T. Logan Fleck

**Record:** 6-10-1, Conference USA 4-6-1

DATE	OPPONENT	SITE	RESULT
Aug. 27	Florida State	Tallahassee, Fla.	L, 1-2 2 OT
Sept. 1	Florida	Gainesville, Fla.	L, 0-5
Sept. 3	Stetson	DeLand, Fla.	L, 1-2 2 OT
Sept. 15	UAB*	Tampa, Fla.	T, 2-2 2 OT
Sept. 17	Memphis*	Memphis, Tenn.	W, 7-0
Sept. 20	FAU	Tampa, Fla.	W, 4-3 2 OT
Sept. 22	Houston*	Tampa, Fla.	W, 2-1
Sept. 24	Saint Louis*	Tampa, Fla.	L, 0-2
Sept. 29	Marquette*	Milwaukee, Wisc.	L, 0-2
Oct. 1	DePaul*	Chicago, Ill.	W, 2-0
Oct. 13	Southern Miss*	Tampa, Fla.	L, 1-2 2 OT

**2001**

**Head Coach:** T. Logan Fleck

**Record:** 4-13-2 Conference USA 1-8-1

DATE	OPPONENT	SITE	RESULT
Sept. 2	Utah	A	W, 4-1
Sept. 5	Stetson	DeLand, Fla.	L, 0-3
Sept. 7	Citadel&	Jacksonville, Fla.	L, 1-7
Sept. 9	High Point&	Jacksonville, Fla.	T, 1-1 2 OT
Sept. 21	DePaul*	Chicago, Ill.	T, 2-2 2 OT
Sept. 23	Cincinnati*	Cincinnati, Ohio	L, 0-4
Sept. 28	Louisville*	Tampa, Fla.	W, 1-0
Sept. 30	Charlotte*	Tampa, Fla.	L, 0-3
Oct. 2	Florida State	Tampa, Fla.	L, 0-1
Oct. 5	Jacksonville	Tampa, Fla.	W, 3-1
Oct. 7	FAU	Boca Raton, Fla.	L, 1-4
Oct. 12	TCU*	Tampa, Fla.	L, 3-4
Oct. 14	Houston*	Tampa, Fla.	L, 1-2 2 OT
Oct. 19	Tulane*	New Orleans, La.	L, 0-5
Oct. 21	Southern Miss*	Hattiesburg, Miss.	L, 1-2 2 OT
Oct. 24	UCF	Orlando, Fla.	L, 2-3
Oct. 28	Memphis *	Memphis, Tenn.	L, 0-3
Oct. 31	Miami	Coral Gables, Fla.	L, 0-2
Nov. 2	UAB*	Tampa, Fla.	L, 1-3

& Jacksonville Invite  
\* C-USA Game

**2002**

**Head Coach:** T. Logan Fleck

**Record:** 8-8-2, Conference USA 4-4-2

DATE	OPPONENT	SITE	RESULT
Sept. 1	Miami	Coral Gables, Fla.	L, 1-5
Sept. 6	Stetson	Tampa, Fla.	W, 4-0
Sept. 8	Jacksonville	Jacksonville, Fla.	L, 0-2
Sept. 13	FIU&	Jacksonville, Fla.	W, 1-0
Sept. 15	Elon&	Jacksonville, Fla.	W, 3-2
Sept. 20	Depaul*	Tampa, Fla.	L, 0-1



Sept. 22	Florida State	Tallahassee, Fla.	L, 2-3
Sept. 27	East Carolina*	Greenville, N.C.	L, 2-3
Sept. 29	Saint Louis*	St. Louis, Mo.	L, 0-4
Oct. 4	Marguerite*	Tampa, Fla.	T, 1-1 2 OT
Oct. 6	FAU	Tampa, Fla.	W, 2-1
Oct. 11	Tulane*	Tampa, Fla.	L, 0-1
Oct. 13	Memphis*	Tampa, Fla.	W, 2-0
Oct. 19	TCU*	Fort Worth, Texas	T, 3-3 2 OT
Oct. 20	Houston*	Houston, Texas	W, 3-2
Oct. 25	Southern Miss*	Tampa, Fla.	W, 1-0 2 OT
Oct. 27	UAB*	Birmingham, Ala.	W, 2-1 2 OT
Nov. 6	Cincinnati#	Tampa, Fla.	L, 1-3

& Jacksonville Invite

\* C-USA Game

# C-USA Championship

**2003**

**Head Coach:** T. Logan Fleck  
**Record:** 8-8-2, Conference USA 6-3-1

DATE	OPPONENT	SITE	RESULT
Sept. 1	UCF	Tampa, Fla.	L, 1-2
Sept. 4	Stetson	DeLand, Fla.	W, 1-0 OT
Sept. 7	Miami	Tampa, Fla.	L, 1-2
Sept. 14	FAU	Boca Raton, Fla.	L, 0-1
Sept. 19	East Carolina	Tampa, Fla.	T, 1-1
Sept. 21	Charlotte*	Charlotte, N.C.	W, 3-1
Sept. 26	Louisville*	Tampa, Fla.	W, 2-1
Sept. 28	Cincinnati*	Tampa, Fla.	W, 2-0
Oct. 1	Florida State	Tampa, Fla.	L, 0-3
Oct. 7	Jacksonville	Tampa, Fla.	W, 2-1
Oct. 10	Tulane*	New Orleans, La.	L, 1-2
Oct. 12	Southern Miss*	Hattiesburg, Miss.	L, 0-1
Oct. 17	FIU	Tampa, Fla.	T, 2-2 2 OT
Oct. 19	Houston*	Tampa, Fla.	W, 1-0
Oct. 24	Memphis*	Memphis, Tenn.	W, 1-0
Oct. 26	TCU*	Tampa, Fla.	W, 2-1 OT
Oct. 31	UAB*	Tampa, Fla.	L, 0-2
Nov. 5	Saint Louis#	Charlotte, N.C.	L, 0-2

\* C-USA Game

# C-USA Championship

**2004**

**Head Coach:** T. Logan Fleck  
**Record:** 5-9-2, Conference USA 4-6-0

DATE	OPPONENT	SITE	RESULT
Aug. 28	Stetson	Tampa, Fla.	T, 0-0 2 OT
Sept. 2	Jacksonville	Jacksonville, Fla.	W, 2-1 2 OT
Sept. 8	UCF	Orlando, Fla.	L, 0-5
Sept. 16	FIU	Miami, Fla.	L, 1-2
Sept. 18	FAU	Tampa, Fla.	T, 1-1 2 OT
Sept. 24	Louisville*	Tampa, Fla.	L, 0-1
Oct. 2	UAB*	Tampa, Fla.	L, 0-3
Oct. 5	Florida State	Tallahassee, Fla.	L, 0-2
Oct. 8	Southern Miss*	Hattiesburg, Miss.	W, 3-0
Oct. 10	Tulane*	New Orleans, La.	W, 1-0
Oct. 15	Memphis*	Tampa, Fla.	W, 4-0
Oct. 17	Saint Louis*	Tampa, Fla.	L, 0-2
Oct. 22	Houston*	Houston, Texas	L, 1-2 OT
Oct. 24	TCU*	Fort Worth, Texas	L, 0-1
Oct. 29	ECU*	Greenville, N.C.	L, 1-2
Oct. 31	Cincinnati*	Tampa, Fla.	W, 1-0

\* C-USA Game

**2005**

**Head Coach:** T. Logan Fleck  
**Record:** 7-7-3, BIG EAST 2-6-3

DATE	OPPONENT	SITE	RESULT
Aug. 28	FAU	Boca Raton, Fla.	L, 0-1
Sept. 3	St. Thomas	Tampa, Fla.	W, 5-0
Sept. 5	Stetson	Tampa, Fla.	W, 2-0
Sept. 9	Mercer&	Macon, Ga.	W, 2-0
Sept. 11	Longwood&	Macon, Ga.	W, 3-1
Sept. 16	Marquette*	Milwaukee, Wisc.	L, 1-4
Sept. 18	North Florida	Tampa, Fla.	W, 1-0
Sept. 23	Providence*	Providence, R.I.	T, 0-0
Sept. 25	Connecticut*	Tampa, Fla.	L, 0-1 OT
Sept. 30	DePaul*	Tampa, Fla.	T, 1-1 2 OT
Oct. 2	Notre Dame*	Tampa, Fla.	L, 0-4
Oct. 7	Pittsburgh*	Pittsburgh, Pa.	T, 2-2 OT
Oct. 9	West Virginia*	Morgantown, W.V.	L, 0-2
Oct. 14	Louisville*	Louisville, Ky.	L, 0-1
Oct. 16	Cincinnati*	Cincinnati, Ohio	W, 3-2 OT
Oct. 21	St. John's*	Tampa, Fla.	W, 3-2 2 OT
Oct. 23	Syracuse*	Syracuse, N.Y.	L, 2-3

& Mercer Tournament

\* BIG EAST Game

USF
OUTLOOK
PLAYERS
COACHES
REVIEW
RECORDS
HISTORY
MEDIA

**2006**

**Head Coach:** T. Logan Fleck  
**Record:** 6-10-1, BIG EAST 3-8-0

DATE	OPPONENT	SITE	RESULT
Aug. 25	High Point&	Tampa, Fla.	W, 4-0
Aug. 27	South Alabama&	Tampa, Fla.	W, 4-0
Sept. 3	FAU	Tampa, Fla.	T, 2-2 2 OT
Sept. 5	Stetson	DeLand, Fla.	W, 3-0
Sept. 8	Marquette*	Tampa, Fla.	W, 1-0
Sept. 10	FIU	Tampa, Fla.	L, 0-3
Sept. 15	Miami	Coral Gables, Fla.	L, 0-1
Sept. 22	Providence*	Tampa, Fla.	W, 2-0
Sept. 24	Connecticut*	Storrs, Conn.	L, 0-3
Sept. 29	Seton Hall*	South Orange, N.J.	L, 1-4
Oct. 1	Rutgers*	Piscataway, N.J.	L, 0-5
Oct. 6	West Virginia*	Tampa, Fla.	L, 0-2
Oct. 8	Pittsburgh*	Tampa, Fla.	W, 2-1 OT
Oct. 13	Louisville*	Tampa, Fla.	L, 0-1 OT
Oct. 15	Cincinnati*	Tampa, Fla.	L, 0-1
Oct. 20	St. John's*	Queens, N.Y.	L, 0-2
Oct. 22	Syracuse*	Syracuse, N.Y.	L, 0-1

& Dafeldecker Classic  
 \* BIG EAST Game

**2007**

**Head Coach:** Denise Schilte-Brown  
**Record:** 4-10-3, 3-6-2

DATE	OPPONENT	SITE	RESULT
Sept. 2	Mississippi	Oxford, Miss.	T, 0-0
Sept. 7	Florida	Gainesville, Fla.	L, 0-4
Sept. 9	Georgia	Athens, Ga.	L, 0-3
Sept. 14	Miami	Coral Gables, Fla.	W, 3-2
Sept. 16	Florida Atlantic	Boca Raton, Fla.	L, 0-1
Sept. 21	Marquette*	Milwaukee, Wisc.	L, 0-1
Sept. 28	Connecticut*	Tampa, Fla.	L, 0-1
Sept. 30	Providence*	Providence, R.I.	W, 1-0
Oct. 7	Villanova*	Tampa, Fla.	T, 0-0 2OT
Oct. 12	Syracuse*	Tampa, Fla.	W, 1-0
Oct. 14	St. John's*	Tampa, Fla.	W, 4-2
Oct. 19	Cincinnati*	Cincinnati, Ohio	L, 0-3
Oct. 21	Louisville*	Louisville, Ky.	L, 0-2
Oct. 23	Georgetown*	Tampa, Fla.	L, 0-2
Oct. 26	West Virginia*	Morgantown, W.V.	L, 0-2
Oct. 28	Pittsburgh*	Pittsburgh, Pa.	T, 0-0
Nov. 1	Villanova#	Villanova, Pa.	L, 0-2

\* BIG EAST Game  
 # BIG EAST Championship

**2008**

**Head Coach:** Denise Schilte-Brown  
**Record:** 7-8-3, 3-7-1 BIG EAST

DATE	OPPONENT	SITE	RESULT
Aug. 22	North Florida	Tampa, Fla.	T, 1-1 2OT
Aug. 29	UAB	Birmingham, Ala.	W, 1-0
Aug. 31	Vanderbilt	Nashville, Tenn.	L, 0-1 2 OT
Sept. 5	Kent State	Tampa, Fla.	W, 1-0
Sept. 11	Stetson	Tampa, Fla.	T, 1-1 2 OT
Sept. 14	Illinois State	Tampa, Fla.	W, 3-2 2 OT
Sept. 19	Marquette*	Tampa, Fla.	L, 0-1 OT
Sept. 21	FAU	Tampa, Fla.	W, 1-0 2 OT
Sept. 25	Connecticut*	Storrs, Conn.	T, 0-0 2 OT
Sept. 28	Providence*	Tampa, Fla.	W, 2-0
Oct. 3	Notre Dame*	South Bend, Ind.	L, 0-3
Oct. 5	DePaul*	Chicago, Ill.	W 1-0
Oct. 10	Syracuse*	Syracuse, N.Y.	W, 1-0
Oct. 12	St. John's*	Queens, N.Y.	L, 0-1
Oct. 17	Cincinnati*	Tampa, Fla.	L, 1-2
Oct. 19	Louisville*	Tampa, Fla.	L, 0-1
Oct. 24	Pittsburgh*	Tampa, Fla.	L, 0-1
Oct. 26	West Virginia*	Tampa, Fla.	L, 0-2

\* BIG EAST Game

**2009**

**Head Coach:** Denise Schilte-Brown  
**Record:** 9-8-3, 6-4-2 BIG EAST

DATE	OPPONENT	SITE	RESULT
Aug. 28	Florida Atlantic	Tampa, Fla.	W, 1-0
Aug. 30	Florida	Gainesville, Fla.	L, 1-2
Sept. 4	Florida International	Tampa, Fla.	T, 0-0 2 OT
Sept. 6	LSU	Tampa, Fla.	L, 1-2
Sept. 11	Austin Peay	Tampa, Fla.	W, 6-0
Sept. 13	UCF	Orlando, Fla.	L, 0-1
Sept. 17	Marquette	Milwaukee, Wisc.	L, 1-2
Sept. 20	Stetson	DeLand, Fla.	W, 3-2 2 OT
Sept. 24	Pittsburgh*	Pittsburgh, Pa.	T, 0-0 2 OT
Sept. 27	West Virginia*	Tampa, Fla.	W, 2-1
Oct. 2	Seton Hall*	Tampa, Fla.	W, 1-0
Oct. 4	Rutgers*	Tampa, Fla.	T, 0-0 2 OT
Oct. 9	Providence*	Tampa, Fla.	L, 0-1
Oct. 11	Connecticut*	Tampa, Fla.	W, 2-1
Oct. 16	Louisville*	Louisville, Ky.	W, 3-0



Oct. 18	Cincinnati*	Cincinnati, Ohio	W, 2-1 OT
Oct. 23	St. John's*	Queens, N.Y	L, 0-1 2OT
Oct. 25	Syracuse*	Syracuse, N.Y.	L, 2-3
Oct. 29	DePaul#	Tampa, Fla.	W, 1-0
Nov. 1	Notre Dame#	South Bend, Ind.	L, 0-5

\* BIG EAST Game

# BIG EAST Championship

**2010**

**Head Coach:** Denise Schilte-Brown

**Record:** 11-4-3, 6-3-2 BIG EAST

DATE	OPPONENT	SITE	RESULT
Aug. 20	North Florida	Tampa, Fla.	W, 4-0
Aug. 27	Murray State&	Murray, Ky.	W, 4-2
Aug. 29	Southeast Missouri State&	Murray, Ky.	W, 4-0
Sept. 3	UCF	Tampa, Fla.	L, 0-1 2 OT
Sept. 5	Stetson	Tampa, Fla.	W, 4-0
Sept. 10	Jacksonville	Jacksonville, Fla.	T, 1-1 2 OT
Sept. 12	Harvard	Tampa, Fla.	W, 2-1
Sept. 17	Marquette*	Tampa, Fla.	L, 1-2
Sept. 23	Pittsburgh*	Tampa, Fla.	W, 2-0
Sept. 26	West Virginia*	Morgantown, W.V.	T, 0-0 2 OT
Oct. 1	Georgetown*	Washington, D.C.	L, 1-3
Oct. 3	Villanova*	Villanova, Pa.	W, 1-0
Oct. 8	Providence*	Providence, R.I.	T, 1-1 2 OT
Oct. 10	UCONN*	Storrs, Conn.	L, 0-3
Oct. 15	Louisville*	Tampa, Fla.	W, 1-0
Oct. 17	Cincinnati*	Tampa, Fla.	W, 1-0
Oct. 22	St. Johns*	Tampa, Fla.	W, 2-0
Oct. 24	Syracuse*	Tampa, Fla.	W, 2-1
Nov. 1	Georgetown#	Washington, D.C.	W, 1-0 2 OT
Nov. 5	Marquette#	Piscataway, N.J.	W, 3-2
Nov. 7	West Virginia#	Piscataway, N.J.	L, 0-1
Nov. 12	Auburn^	Tallahassee, Fla.	W, 3-1
Nov. 14	Florida State^	Tallahassee, Fla.	L, 1-2

& Murray St. Tournament

\* BIG EAST Game

# BIG EAST Championship

^ NCAA Tournament

**2011**

**Head Coach:** Denise Schilte-Brown

**Record:** 6-8-4, 2-6-3 BIG EAST

DATE	OPPONENT	SITE	RESULT
Aug. 19	UCF	Orlando, Fla.	L, 1-5
Aug. 26	Indiana	Tampa, Fla.	W, 2-1

Aug. 28	Alabama A&M	Tampa, Fla.	W, 9-0
Sept. 2	Vanderbilt&	Tampa, Fla.	L, 0-1
Sept. 4	Murray St.&	Tampa, Fla.	T, 0-0
Sept. 9	Akron	Tampa, Fla.	W, 1-0
Sept. 11	Jacksonville	Tampa, Fla.	W, 2-1 OT
Sept. 15	West Virginia*	Tampa, Fla.	L, 1-2 2 OT
Sept. 18	Pittsburgh*	Pittsburgh, Pa.	T, 2-2
Sept. 22	Notre Dame*	Tampa, Fla.	T, 1-1 2 OT
Sept. 26	DePaul*	Tampa, Fla.	W, 1-0 OT
Sept. 30	Cincinnati*	Cincinnati, Ohio	T, 1-1 2 OT
Oct. 2	Louisville*	Louisville, Ky.	L, 2-1 2 OT
Oct. 7	Uconn*	Tampa, Fla.	L, 0-1
Oct. 9	Providence*	Tampa, Fla.	L, 0-1
Oct. 14	Syracuse*	Syracuse, N.Y.	L, 0-1 2 OT
Oct. 16	St. Johns*	Queens, N.Y.	W, 3-2
Oct.. 22	Marquette*	Milwaukee, Wisc.	L, 0-2

& Dafeledecker Classic

\* BIG EAST Game

**2012**

**Head Coach:** Denise Schilte-Brown

**Record:** 10-5-4, 6-2-2 BIG EAST

DATE	OPPONENT	SITE	RESULT
Aug. 17	UCF	Tampa, Fla.	L, 1-3
Aug. 19	Miami	Tampa, Fla.	W, 1-0
Aug. 24	Indiana	Bloomington, Ind.	W, 3-0
Aug. 31	Georgia&	Orlando, Fla.	L, 1-2
Sept. 2	Dartmouth&	Orlando, Fla.	L, 1-2
Sept. 7	College of Charleston%	Charleston, S.C.	W, 2-1
Sept. 9	Kennesaw St.%	Charleston, S.C.	W, 2-0
Sept. 16	Pittsburgh*	Tampa, Fla.	T, 0-0 2 OT
Sept. 21	Rutgers*	Piscataway, N.J.	L, 0-1 2 OT
Sept. 23	Seton Hall*	South Orange, N.J.	W, 1-0
Sept. 28	Cincinnati*	Tampa, Fla.	W, 4-1
Sept. 30	Louisville*	Tampa, Fla.	T, 1-1 2 OT
Oct.. 5	Uconn*	Storrs, Conn.	W, 1-0
Oct.. 7	Providence*	Providence, R.I.	W, 1-0
Oct.. 12	Syracuse*	Tampa, Fla.	W, 1-0
Oct.. 14	St. Johns*	Tampa, Fla.	W, 2-0
Oct.. 20	Marquette*	Milwaukee, Wisc.	L, 0-4
Oct.. 28	Louisville#	Tampa, Fla.	T, 0-0
Nov. 2	Georgetown#	Storrs, Conn.	T, 1-1

& UCF Tournament

% College of Charleston Cup

\* BIG EAST Game

# BIG EAST Championship

USF
OUTLOOK
PLAYERS
COACHES
REVIEW
RECORDS
HISTORY
MEDIA

**2013**

**Head Coach:** Denise Schilte-Brown  
**Record:** 10-4-6, 4-3-2 American

DATE	OPPONENT	SITE	RESULT
Aug. 23	Arkansas-Pine Bluff	Tampa, Fla.	W, 7-0
Aug.. 25	Texas	Austin, Texas	T, 1-1 2 OT
Aug.. 30	Clemson	Tampa, Fla.	T, 1-1 2 OT
Sept. 1	Niagara	Tampa, Fla.	W, 3-0
Sept. 6	MTSU	Tampa, Fla.	W, 1-0
Sept. 8	North Florida	Tampa, Fla.	W, 1-0
Sept. 12	South Carolina	Columbia, S.C.	L, 0-1
Sept. 15	Florida	Tampa, Fla.	T, 1-1 2 OT
Sept. 20	South Alabama	Tampa, Fla.	W, 1-0
Sept. 27	UCF*	Orlando, Fla.	L, 1-2
Oct. 4	Temple*	Tampa, Fla.	W, 1-0
Oct. 6	Uconn*	Tampa, Fla.	W, 3-2 2 OT
Oct. 11	Louisville*	Louisville, Ky.	L, 0-3
Oct. 13	Cincinnati*	Cincinnati, Ohio	L, 2-3
Oct. 18	Memphis*	Tampa, Fla.	W, 3-1
Oct. 20	Rutgers*	Tampa, Fla.	T, 2-2 2 OT
Oct. 24	SMU*	Dallas, Texas	T, 0-0 2 OT
Oct. 27	Houston*	Houston, Texas	W, 6-3
Nov. 3	UConn#	Orlando, Fla.	W, 4-1
Nov. 8	UCF#	Orlando, Fla.	T, 0-0

\* AAC Game  
# AAC Championship

**2014**

**Head Coach:** Denise Schilte-Brown  
**Record:** 13-7-2, 6-3 American

DATE	OPPONENT	SITE	RESULT
Aug. 22	FAU	Tampa, Fla.	L, 0-1
Aug.24	Florida	Gainesville, Fla.	L, 0-2
Aug. 29	Navy	Tampa, Fla.	T, 1-1 2 OT
Aug. 31	FGCU	Tampa, Fla.	W, 1-0
Sept. 5	MTSU&	A	W, 3-0
Sept. 7	Kennesaw St.&	N	W, 1-0 1 OT
Sept. 12	South Carolina	Tampa, Fla.	L, 0-3
Sept. 14	Texas	Tampa, Fla.	W, 2-0
Sept. 18	Boston College	A	W, 3-2
Sept. 25	Tulsa*	Tulsa, Okla	L, 2-3 2 OT
Sept. 28	Memphis*	Memphis, Tenn.	L, 0-1
Oct.3	Houston*	Tampa, Fla.	W, 3-1
Oct.. 5	SMU*	Tampa, Fla.	W, 2-1
Oct.. 10	UCF*	Tampa, Fla.	L, 0-3

Oct.. 17	Uconn*	Storrs, Conn.	W, 2-0
Oct. 19	Temple*	Philadelphia, Pa.	W, 2-0
Oct. 24	Cincinnati*	Tampa, Fla.	W, 4-2
Oct.. 26	East Carolina*	Tampa, Fla.	W, 2-0
Nov. 2	Cincinnati#	Tampa, Fla. (Host)	W, 3-2
Nov. 7	East Carolina#	Tampa, Fla.(Host)	W, 3-0
Nov. 9	Uconn#	Tampa, Fla. (Host)	T, 0-0
Nov. 15	Illinois St. ^	Tampa, Fla. (Host)	L, 3-2

& Blue Raider Classic  
\* AAC Game  
# AAC Championship  
^ NCAA Tournament

**2015**

**Head Coach:** Denise Schilte-Brown  
**Record:** 15-3-2, 6-2-1 American

DATE	OPPONENT	SITE	RESULT
Aug..21	Baylor	Waco, Texas	W, 2-1
Aug. 28	LIU	Tampa, Fla.	W, 5-0
Aug. 30	Mississippi State	Tampa, Fla.	W, 3-0
Sept. 4	South Alabama	Mobile, Ala.	W, 2-1
Sept. 6	Troy	Mobile, Ala.	W, 1-0
Sept. 11	Charlotte	Charlotte, N.C.	W, 2-1
Sept. 13	Clemson	Clemson, S.C.	T, 0-0
Sept. 17	Georgia Southern	Tampa, Fla.	W, 5-0
Sept. 20	Texas Tech	Lubbock, Texas	L, 2-1
Sept. 24	Uconn*	Tampa, Fla.	W, 1-0
Sept. 27	Temple*	Tampa, Fla.	W, 1-0
Oct. 2	Cincinnati*	Cincinnati, Ohio	L, 1-0
Oct. 4	East Carolina*	Greenville, N.C.	W, 2-1
Oct. 8	Tulsa*	Tampa, Fla.	W, 1-0
Oct. 11	Memphis*	Tampa, Fla.	T, 2-2
Oct. 15	Houston*	Houston, Texas	W, 2-0
Oct. 18	SMU*	Dallas, Texas	W, 2-0
Oct. 23	UCF*	Orlando, Fla.	L, 3-1
Nov. 3	Memphis #	Dallas, Texas	W, 3-0
Nov. 5	UCF#	Dallas, Texas	W, 1-0
Nov. 8	Cincinnati#	Dallas, Texas	T, 1-1
Nov. 14	FGCU^	Tampa, Fla.	L, 2-1

\*AAC Game  
#AAC Championship  
^ NCAA Tournament



**2016****Head Coach:** Denise Schilte-Brown**Record:** 12-4-3, 4-3-2 American

DATE	OPPONENT	SITE	RESULT
Aug. 19	ULM	Jackson, Miss.	W, 2-0
Aug. 21	FIU	Tampa, Fla.	W, 3-2 OT
Aug. 25	Kentucky	Lexington, Ky.	W, 3-2
Aug. 28	UMass	Tampa, Fla.	W, 3-0
Sept. 2	Alabama	Tampa, Fla.	W, 1-0
Sept. 8	Jacksonville	Tampa, Fla.	W, 6-0
Sept. 11	Georgia Southern	Statesboro, Ga.	W, 2-0
Sept. 25	Old Dominion	Norfolk, Va.	W, 3-1
Sept. 29	SMU*	Tampa, Fla.	L, 1-0
Oct. 2	Houston*	Tampa, Fla.	W, 2-1
Oct. 7	UCF*	Tampa, Fla.	T, 1-1 2 OT
Oct. 13	Temple*	Philadelphia, Pa.	W, 1-0 2 OT
Oct. 16	Uconn*	Storrs, Conn.	L, 3-1
Oct. 20	ECU*	Tampa, Fla.	W, 2-1
Oct. 23	Cincinnati*	Tampa, Fla.	T, 2-2
Oct. 27	Memphis*	Memphis, Tenn.	L, 3-1
Oct. 20	Tulsa*	Tulsa, Okla.	W, 3-2
Nov. 2	Cincinnati #	Storrs, Conn.	T, 0-0
Nov. 4	Uconn#	Storrs, Conn.	L, 2-0

\*AAC Game

#AAC Championship

Nov. 3	SMU#	Orlando, Fla.	W, 1-0
Nov. 5	No. 7 UCF#	Orlando, Fla.	T, 0-0 (PK: USF 5-3)
Nov. 11	FGCU^	Tampa, Fla.	W, 3-0
Nov. 17	No. 19 Florida^	Gainesville, Fla.	L, 1-0

\*AAC Game

#AAC Championship

^ NCAA Tournament Game

**2017****Head Coach:** Denise Schilte-Brown**Record:** 13-4-3, 7-1-1 American

DATE	OPPONENT	SITE	RESULT
Aug. 18	Charlotte	Tampa, Fla.	W, 3-2 (2OT)
Aug. 20	American	Tampa, Fla.	W, 3-0
Aug. 24	Alabama	Tuscaloosa, Ala.	W, 2-1 (OT)
Aug. 27	No. 4 UNC	Tampa, Fla.	L, 4-2
Sept. 3	Ohio State	Columbus, Ohio	L, 6-2
Sept. 15	Howard	Washington, D.C.	W, 1-0
Sept. 21	ECU*	Greenville, N.C.	W, 2-1
Sept. 25	Cincinnati*	Cincinnati, Ohio	L, 1-0
Sept. 28	Memphis*	Tampa, Fla.	W, 3-1
Oct. 1	Tulsa*	Tampa, Fla.	W, 3-0
Oct. 5	SMU*	Dallas, Texas	W, 3-2
Oct. 8	Houston*	Houston, Texas	W, 4-0
Oct. 19	Temple*	Tampa, Fla.	W, 1-0
Oct. 22	UConn*	Tampa, Fla.	W, 2-1
Oct. 27	No. 7 UCF*	Orlando, Fla.	T, 0-0

**All-Time Series Results A-Z**

(+) Conference Tournament

(&) NCAA Tournament

(^) Exhibition

**Akron (1-0-0; 1-0-0 home, 0-0-0 away, 0-0-0 neutral)**

Date	Site	Result	Score	Overall	GF-GA
9/9/11	H	W	1-0	1-0-0	1-0

**Alabama (2-0-0; 1-0-0 home, 1-0-0 away, 0-0-0 neutral)**

Date	Site	Result	Score	Overall	GF-GA
9/2/16	H	W	3-0	1-0-0	3-0
8/24/17	A	W	2-1(OT)	2-0-0	5-1

**Alabama A&M (1-0-0; 1-0-0 home, 0-0-0 away, 0-0-0 neutral)**

Date	Site	Result	Score	Overall	GF-GA
8/28/11	H	W	9-0	1-0-0	9-0

**American University (1-0-0; 1-0-0 home, 0-0-0 away, 0-0-0 neutral)**

Date	Site	Result	Score	Overall	GF-GA
8/20/17	H	W	3-0	1-0-0	3-0

**Arkansas- Pine Bluff (1-0-0; 1-0-0 home, 0-0-0 away, 0-0-0 neutral)**

Date	Site	Result	Score	Overall	GF-GA
8/23/13	H	W	7-0	1-0-0	7-0

**Auburn (1-0-0; 0-0-0 home, 0-0-0 away, 1-0-0 neutral)**

Date	Site	Result	Score	Overall	GF-GA
11/12/10	N (&)	W	3-1	1-0-0	3-1

**Austin Peay (1-0-0; 1-0-0 home, 0-0-0 away, 0-0-0 neutral)**

Date	Site	Result	Score	Overall	GF-GA
9/11/09	H	W	6-0	1-0-0	6-0

**Baylor (1-0-0; 0-0-0 home, 1-0-0 away, 0-0-0 neutral)**

Date	Site	Result	Score	Overall	GF-GA
8/21/15	A	W	2-1 (2OT)	1-0-0	2-1

**Boston College (1-0-0; 0-0-0 home, 1-0-0 away, 0-0-0 neutral)**

Date	Site	Result	Score	Overall	GF-GA
9/18/14	A	W	3-2	1-0-0	3-2

**Central Florida (2-10-3; 1-4-1 home, 0-6-1 away, 1-0-0 neutral)**

Date	Site	Result	Score	Overall	GF-GA
1998	H	W	4-0	1-0-0	4-0
2001	A	L	3-2	1-1-0	6-3
2003	H	L	2-1	1-2-0	7-5
2004	A	L	5-0	1-3-0	7-10
9/13/09	A	L	1-0	1-4-0	7-11
9/3/10	H	L	1-0 (2OT)	1-5-0	7-12
8/19/11	A	L	5-1	1-6-0	8-17
8/17/12	H	L	3-1	1-7-0	9-20
9/27/13	A	L	2-1	1-8-0	10-22
11/8/13	A (+)	T	0-0 (5-3 PKs)	1-8-1	10-22
10/10/14	H	L	3-0	1-9-1	10-25
10/23/15	A	L	3-1	1-10-1	13-26
11/5/15	N(+)	W	1-0 (2OT)	2-10-1	14-26
10/7/16	H	T	1-1 (2OT)	2-10-2	15-27

10/27/17	A	T (2OT)	1-1	2-10-3	16-28
11/5/17	A	T (3OT)	0-0	2-10-4	16-28

**Charlotte (4-5-1; 2-3-0 home, 2-1-1 away, 0-1-0 neutral)**

Date	Site	Result	Score	Overall	GF-GA
9/19/96	H	L	3-2	0-1-0	2-3
9/12/97	A	L	5-1	0-2-0	3-8
11/4/97	N (+)	L	5-2	0-3-0	5-13
10/30/98	A	T	2-2 (OT)	0-3-1	7-15
10/29/99	H	W	3-2	1-3-1	10-17
10/29/00	H	L	2-0	1-4-1	10-19
9/30/01	H	L	3-0	1-5-1	10-22
9/21/03	A	W	3-1	2-5-1	13-23
9/11/15	A	W	2-1	3-5-1	15-24
8/11/17	H	W	3-2(2OT)	4-5-1	18-26

**Cincinnati (10-11-4; 7-4-1 home, 3-5-1 away, 0-1-1 neutral)**

Date	Site	Result	Score	Overall	GF-GA
10/18/96	A	L	8-0	0-1-0	0-8
9/28/97	H	L	1-0	0-2-0	0-9
9/20/98	A	W	2-1	1-2-0	2-10
9/17/99	H	W	1-0	2-2-0	3-10
10/20/00	H	L	5-1	2-3-0	4-15
9/23/01	A	L	4-0	2-4-0	4-19
11/6/02	N	L	3-1	2-5-0	5-22
9/28/03	H	W	2-0	3-5-0	7-22
10/31/04	H	W	1-0	4-5-0	8-22
10/16/05	A	W	3-2(OT)	5-5-0	11-25
10/15/06	H	L	1-0	5-6-0	11-26
10/19/07	A	L	3-0	5-7-0	11-29
10/17/08	H	L	2-1	5-8-0	12-31
10/18/09	A	W	2-1(OT)	6-8-0	14-32
10/17/10	H	W	1-0	7-8-0	15-32
9/30/11	A	T	1-1(2OT)	7-8-1	16-33
9/28/12	H	W	4-1	8-8-1	20-34
10/13/13	A	L	3-2	8-9-1	22-37
10/24/14	H	W	4-2	9-9-1	26-39
11/2/14	H(+)	W	3-2	10-9-1	29-41
10/2/15	A	L	1-0	10-10-1	29-42
11/8/15	N(+)	T	1-1(4-2PKs)	10-10-2	29-42
10/23/16	H	T	2-2 (2OT)	10-10-3	31-44
11/2/16	N (+)	T	0-0 (4-3PKs)	10-10-4	31-44
9/24/17	A	L	1-0	10-11-4	31-45

**Citadel (1-0-0; 0-0-0 home, 0-0-0 away, 1-0-0 neutral)**

Date	Site	Result	Score	Overall	GF-GA
9-7-01	N	W	7-1	1-0-0	7-1

**Clemson (0-0-2; 0-0-1 home, 0-0-1 away, 0-0-0 neutral)**

Date	Site	Result	Score	Overall	GF-GA
9/30/13	H	T	1-1	0-0-1	1-1
9/13/15	A	T	0-0	0-0-2	1-1

**College of Charleston (2-0-0; 0-0-0 home, 1-0-0 away, 1-0-0 neutral)**

Date	Site	Result	Score	Overall	GF-GA
9/4/99	N	W	3-1	1-0-0	3-1
9/7/12	H	W	2-1	2-0-0	5-2



**Connecticut (7-8-1; 3-4-0 home, 3-4-1 away, 0-0-0 neutral)**

Date	Site	Result	Score	Overall	GF-GA
9/25/05	H	L	1-0 (OT)	0-1-0	0-1
9/24/06	A	L	3-0	0-2-0	0-4
9/28/07	H	L	1-0	0-3-0	0-5
9/25/08	A	T	0-0 (2OT)	0-3-1	0-5
10/11/09	H	W	2-1	1-3-1	2-6
10/10/10	A	L	3-0	1-4-1	2-9
10/7/11	H	L	1-0	1-5-1	2-10
10/5/12	A	W	1-0	2-5-1	3-10
10/6/13	H	W	3-2 (2OT)	3-5-1	6-12
11/3/13	A (+)	W	4-1	4-5-1	10-13
10/17/14	A	W	2-0	5-5-1	12-13
11/9/14	H (+)	L	0-0 (3-2 PKs)	5-6-1	12-13
9/24/15	H	W	1-0	6-6-1	13-13
10/16/16	A	L	3-1	6-7-1	14-16
11/4/16	A (+)	L	2-0	6-8-1	14-18
10/22/17	H	W	2-1	7-8-1	16-19

**Dartmouth (0-1-0; 0-0-0 home, 0-1-0 away, 0-0-0 neutral)**

Date	Site	Result	Score	Overall	GF-GA
9/2/12	N	L	2-1	0-1-0	1-2

**DePaul (8-1-3; 4-1-1 home, 4-0-2 away, 0-0-0 neutral)**

Date	Site	Result	Score	Overall	GF-GA
9/29/96	H	W	3-1	1-0-0	3-1
9/19/97	A	W	4-1	2-0-0	7-2
10/18/98	A	T	1-1 (OT)	2-0-1	8-3
10/15/99	H	W	3-0	3-0-1	11-3
10/1/00	A	W	2-0	4-0-1	13-3
9/21/01	A	T	2-2 (2OT)	4-0-2	15-5
9/20/02	H	L	1-0	4-1-2	15-6
9/30/05	H	T	1-1 (2OT)	4-1-3	16-7
10/5/08	A	W	1-0	5-1-3	17-7
10/29/09	H (+)	W	1-0	6-1-3	18-7
10/13/10	A	W	1-0	7-1-3	19-7
9/26/11	H	W	1-0 (OT)	8-1-3	20-7

**East Carolina (10-2-1; 5-0-0 home, 3-2-1 away, 0-0-0 neutral)**

Date	Site	Result	Score	Overall	GF-GA
10/7/01	A	W	1-0	2-0-0	4-1
9/7/02	H	W	4-0	3-0-0	8-1
9/27/02	A	L	3-2		3-1-0 10-6
9/10/03	A	T	1-1 (2OT)	3-1-1	11-7
10/24/03	A	W	1-0	4-1-1	12-7
10/20/04	A	L	2-1		4-2-1 13-9
11/3/04	H	W	4-1	5-2-1	17-10
10/26/14	H	W	2-0	6-2-1	19-10
11/7/14	H (+)	W	3-0	7-2-1	22-10
10/4/15	A	W	2-1	8-2-1	24-11
10/20/16	H	W	2-1 (OT)	9-2-1	26-12
9/21/17	A	W	2-1	10-2-1	28-13

**Eckerd College (3-0-0; 3-0-0 home, 0-0-0 away, 0-0-0 neutral)**

Date	Site	Result	Score	Overall	GF-GA
10/3/95	H	W	4-0		1-0-0 4-0
10/19/95	H	W	2-0		2-0-0 6-0
8/30/97	H	W	3-0		3-0-0 9-0

**Elon (1-0-0; 0-0-0 home, 0-0-0 away, 1-0-0 neutral)**

Date	Site	Result	Score	Overall	GF-GA
9/15/02	N	W	3-2	1-0-0	3-2

**Florida (0-5-1; 0-0-1 home, 0-5-0 away, 0-0-0 neutral)**

Date	Site	Result	Score	Overall	GF-GA
9/1/00	A	L	5-0		0-1-0 0-5
9/7/07	A	L	4-0		0-2-0 0-9
8/30/09	A	L	2-1		0-3-0 1-11
9/15/13	H	T	1-1		0-3-1 2-12
8/24/14	A	L	2-0		0-4-1 2-14
11/17/17	A	L	1-0		0-5-1 2-14

**Florida Atlantic (7-6-2; 5-1-2 home, 2-5-0 away, 0-0-0 neutral)**

Date	Site	Result	Score	Overall	GF-GA
10/11/96	A	L	4-1		0-1-0 1-4
10/10/97	A	W	2-1		1-1-0 3-5
9/11/98	H	W	5-2		2-1-0 8-7
8/27/99	A	W	1-0		3-1-0 9-7
9/20/00	H	W	4-3 (OT)	4-1-0	13-10
10/7/01	A	L	4-1		4-2-0 14-14
10/6/02	H	W	2-1	5-2-0	16-15
9/14/03	A	L	1-0		5-3-0 16-16
9/18/04	H	T	1-1 (2OT)	5-3-1	17-17
8/28/05	A	L	1-0		5-4-1 17-18
9/3/06	H	T	2-2 (2OT)	5-4-2	19-20
9/16/07	A	L	1-0		5-5-2 19-21
9/21/08	H	W	1-0 (2OT)	6-5-2	20-21
8/28/09	H	W	1-0		7-5-2 21-21
8/22/14	H	L	1-0		7-6-2 21-22

**Florida Gulf Coast (2-1-0; 2-0-0 home, 0-0 away, 0-1-0 neutral)**

Date	Site	Result	Score	Overall	GF-GA
10/31/14	H	W	1-0	1-1-0	2-2
11/14/15	N (&)	L	2-1	1-2-0	3-4
11/11/17	H (&)	W	3-0	2-2-0	6-4

**Florida International (4-3-2; 2-1-2 home, 1-2-0 away, 1-0-0 neutral)**

Date	Site	Result	Score	Overall	GF-GA
10/12/97	A	W	4-2		1-0-0 4-2
9/6/98	H	W	5-1		2-0-0 9-3
8/29/99	A	L	2-0		2-1-0 9-5
9/13/02	N	W	1-0		3-1-0 10-5
10/17/03	H	T	2-2 (2OT)	3-1-1	12-7
9/16/04	A	L	2-1		3-2-1 13-9
9/10/06	H	L	3-0	3-3-1	13-12
9/4/09	H	T	0-0 (2OT)	3-3-2	13-12
8/21/16	H	W	3-2 (OT)	4-3-2	16-14

**Florida State (0-8-1; 0-4-0 home, 0-4-1 away, 0-0-0 neutral)**

Date	Site	Result	Score	Overall	GF-GA
10/22/97	H	L	1-0	0-1-0	0-1
10/9/98	A	T	1-1 (OT)	0-1-1	1-2
9/7/99	H	L	1-0	0-2-1	1-3
8/27/00	A	L	2-1	0-3-1	2-5
10/2/01	H	L	1-0	0-4-1	2-6
9/22/02	A	L	3-2	0-5-1	4-9
10/1/03	H	L	3-0	0-6-1	4-12

10/5/04	A	L	2-0	0-7-1	4-14
11/14/10	A(&)	L	2-1	0-8-1	5-16

**Georgetown (1-2-1; 0-1-0 home, 1-1-0 away, 0-0-1 neutral)**

Date	Site	Result	Score	Overall	GF-GA
10/23/07	H	L	2-0	0-1-0	0-2
10/1/10	A	L	3-1	0-2-0	1-5
11/1/10	A(+)	W	1-0 (2OT)	1-2-0	2-5
11/2/12	N(+)	T	1-1 (2OT)	1-2-1	3-6

**Georgia (0-2-0; 0-0-0 home, 0-0-0 away, 0-2-0 neutral)**

Date	Site	Result	Score	Overall	GF-GA
9/9/07	N	L	3-0	0-1-0	0-3
8/31/12	N	L	2-1	0-2-0	1-5

**Georgia Southern (2-1-0; 1-1-0 home, 1-0-0 away, 0-0-0 neutral)**

Date	Site	Result	Score	Overall	GF-GA
8/31/96	H	L	2-0	0-1-0	0-2
9/17/15	H	W	5-0	1-1-0	5-2
9/11/16	A	W	2-0	2-1-0	7-2

**Harvard (1-0-0; 1-0-0 home, 0-0-0 away, 0-0-0 neutral)**

Date	Site	Result	Score	Overall	GF-GA
9/12/10	H	W	2-1	1-0	2-1

**High Point (1-0-1; 1-0-0 home, 0-0-0 away, 0-0-1 neutral)**

Date	Site	Result	Score	Overall	GF-GA
9/9/01	N	T	1-1 (2OT)	0-0-1	1-1
8/25/06	H	W	4-0	1-0-1	5-1

**Houston (9-4-0; 5-1-0 home, 4-2-0 away, 0-1-0 neutral)**

Date	Site	Result	Score	Overall	GF-GA
10/23/98	H	W	3-1	1-0-0	3-1
10/24/99	A	L	2-1	1-1-0	4-3
11/3/99	N(+)	L	3-2	1-2-0	6-6
9/22/00	H	W	2-1	2-2-0	8-7
10/14/01	H	L	2-1(2OT)	2-3-0	9-9
10/20/02	A	W	3-2	3-3-0	12-11
10/19/03	H	W	1-0	4-3-0	13-11
10/22/04	A	L	2-1(OT)	4-4-0	14-13
10/27/13	A	W	6-3	5-4-0	20-16
10/3/14	H	W	3-1	6-4-0	23-17
10/15/15	A	W	2-0	7-4-0	25-17
10/2/16	H	W	2-1	8-4-0	27-18
10/8/17	A	W	4-0	9-4-0	31-18

**Howard (1-0-0; 0-0-0 home, 1-0-0 away, 0-0-0 neutral)**

Date	Site	Result	Score	Overall	GF-GA
9/15/17	A	W	1-0	1-0	1-0

**Illinois State (1-0-0; 1-0-0 home, 0-0-0 away, 0-0-0 neutral)**

Date	Site	Result	Score	Overall	GF-GA
9/14/08	H	W	3-2 (2OT)	1-0-0	3-2

**Indiana (2-0-0; 1-0-0 home, 1-0-0 away, 0-0-0 neutral)**

Date	Site	Result	Score	Overall	GF-GA
8/26/11	H	W	2-1	1-0-0	2-1

8/24/12	A	W	3-0	2-0-0	5-1
---------	---	---	-----	-------	-----

**Jacksonville (10-1-1; 8-0-0 home, 2-1-1 away, 0-0-0 neutral)**

Date	Site	Result	Score	Overall	GF-GA
9/26/95	H	W	9-0	1-0-0	9-0
9/24/96	H	W	5-0	2-0-0	14-0
9/15/98	H	W	5-2	3-0-0	19-2
9/21/99	A	W	3-2	4-0-0	22-4
10/25/00	H	W	2-1	5-0-0	24-5
10/5/01	H	W	3-1	6-0-0	27-6
9/8/02	A	L	2-0	6-1-0	27-8
10/7/03	H	W	2-1	7-1-0	29-9
9/2/04	A	W	2-1(2OT)	8-1-0	31-10
9/10/10	A	T	1-1(2OT)	8-1-1	32-11
9/11/11	H	W	2-1 (OT)	9-1-1	34-12
9/8/16	H	W	6-0	10-1-1	40-12

**Jacksonville State (1-0-0; 1-0-0 home, 0-0-0 away, 0-0-0 neutral)**

Date	Site	Result	Score	Overall	GF-GA
9/16/95	H	W	1-0	1-0-0	1-0

**Kennesaw State(2-0-0; 1-0-0 home, 0-0-0 away, 1-0-0 neutral)**

Date	Site	Result	Score	Overall	GF-GA
9/9/12	N	W	2-0	1-0-0	2-0
9/7/14	H	W	1-0	2-0-0	3-0

**Kentucky (1-0-0; 0-0-0 home, 1-0-0 away, 0-0-0 neutral)**

Date	Site	Result	Score	Overall	GF-GA
8/25/16	A	W	3-2	1-0-0	3-2

**Kent State(1-0-0; 1-0-0 home, 0-0-0 away, 0-0-0 neutral)**

Date	Site	Result	Score	Overall	GF-GA
9/5/08	H	W	1-0	1-0-0	1-0

**LIU (1-0-0; 1-0-0 home, 0-0-0 away, 0-0-0 neutral)**

Date	Site	Result	Score	Overall	GF-GA
8/28/15	H	W	5-0	1-0-0	5-0

**Longwood (1-0-0; 0-0-0 home, 0-0-0 away, 1-0-0 neutral)**

Date	Site	Result	Score	Overall	GF-GA
9/11/05	N	W	3-1	1-0-0	3-1

**Louisville (8-8-2; 5-3-2 home, 3-5-0 away, 0-0-0 neutral)**

Date	Site	Result	Score	Overall	GF-GA
10/20/96	A	L	2-0	0-1-0	0-2
10/24/97	H	W	3-0	1-1-0	3-2
9/18/98	A	W	3-1	2-1-0	6-3
9/19/99	H	W	7-1	3-1-0	13-4
10/22/00	A	W	6-0	4-1-0	19-4
9/28/01	H	W	1-0	5-1-0	20-4
9/26/03	H	W	2-1	6-1-0	22-5
9/24/04	H	L	1-0	6-2-0	22-6
10/14/05	A	L	1-0	6-3-0	22-7
10/13/06	H	L	1-0(OT)	6-4-0	22-8
10/21/07	A	L	2-0	6-5-0	22-10
10/19/08	H	L	1-0	6-6-0	22-11
10/16/09	A	W	3-0	7-6-0	25-11



10/15/10	H	W	1-0	8-6-0	26-11
10/2/11	A	L	2-1(OT)	8-7-0	27-13
9/30/12	H	T	1-1 (2OT)	8-7-1	28-14
10/28/12	H (+)	T	0-0 (2OT)	8-7-2	28-14
10/11/13	A	L	3-0	8-8-2	28-17

**LSU (0-1-0; 0-1-0 home, 0-0-0 away, 0-0-0 neutral)**

Date	Site	Result	Score	Overall	GF-GA
9/6/09	H	L	2-1	0-1-0	1-2

**Massachusetts (1-0-0; 1-0-0 home, 0-0-0 away, 0-0-0 neutral)**

Date	Site	Result	Score	Overall	GF-GA
8/28/16	H	W	3-0	1-0-0	3-0

**Marquette (3-14-1; 1-4-1 home, 1-7-0 away, 1-3-0 neutral)**

Date	Site	Result	Score	Overall	GF-GA
11/1/96	H	L	5-0	0-1-0	0-5
11/7/96	N(+)	L	3-0	0-2-0	0-8
9/21/97	A	L	3-0	0-3-0	0-11
10/16/98	A	W	2-1	1-3-0	2-12
11/7/98	N(+)	L	2-1	1-4-0	4-13
10/17/99	H	L	5-0	1-5-0	4-18
9/29/00	A	L	2-0	1-6-0	4-20
11/1/00	N(+)	L	2-1(2OT)	1-7-0	5-21
10/4/02	H	T	1-1(2OT)	1-7-1	6-22
9/16/05	A	L	4-1	1-8-1	7-26
9/8/06	H	W	1-0	2-8-1	8-26
9/21/07	A	L	1-0	2-9-1	8-27
9/19/08	H	L	1-0(OT)	2-10-1	8-28
9/17/09	A	L	2-1	2-11-1	9-30
9/17/10	H	L	2-1	2-12-1	10-32
11/5/10	N(+)	W	3-2	3-12-1	13-34
10/22/11	A	L	2-0	3-13-1	13-36
10/20/12	A	L	4-0	3-14-1	13-40

**Memphis (10-4-1; 6-0-1 home, 3-4-0 away, 1-0-0 neutral)**

Date	Site	Result	Score	Overall	GF-GA
10/6/96	A	L	4-2	0-1-0	2-4
10/17/97	H	W	4-0	1-1-0	6-4
10/4/98	H	W	7-0	2-1-0	13-4
10/1/99	A	W	2-1	3-1-0	15-5
9/17/00	A	W	7-0	4-1-0	22-5
10/28/01	A	L	3-0	4-2-0	22-8
10/13/02	H	W	2-0	5-2-0	24-8
10/24/03	A	W	1-0	6-2-0	25-8
10/15/04	H	W	4-0	7-2-0	29-8
10/18/13	H	W	3-1	8-2-0	32-9
9/28/14	A	L	1-0	8-3-0	32-10
10/11/15	H	T	2-2	8-3-1	34-12
11/3/15	N (+)	W	3-0	9-3-1	37-12
10/27/16	A	L	3-1	9-4-1	38-15
9/28/17	H	W	3-1	10-4-1	41-16

**Mercer (1-0-0; 0-0-0 home, 1-0-0 away, 0-0-0 neutral)**

Date	Site	Result	Score	Overall	GF-GA
9/9/05	A	W	2-0	1-0-0	2-0

**Miami (Fla.) (4-4-0; 2-1-0 home, 2-3-0 away, 0-0-0 neutral)**

Date	Site	Result	Score	Overall	GF-GA
9/23/95	A	W	3-0	1-0-0	3-0
10/14/95	H	W	2-0	2-0-0	5-0
10/31/01	A	L	2-0	2-1-0	5-2
9/1/02	A	L	5-1	2-2-0	6-7
9/7/03	H	L	2-1	2-3-0	7-9
9/15/06	A	L	1-0	2-4-0	7-10
9/14/07	A	W	3-2	3-4-0	10-12
8/19/12	H	W	1-0	4-4-0	11-12

**Middle Tennessee St. (2-0-0; 1-0-0 home, 1-0-0 away, 0-0-0 neutral)**

Date	Site	Result	Score	Overall	GF-GA
9/6/13	H	W	1-0	1-0-0	1-0
9/5/14	A	W	3-0	2-0-0	4-0

**Mississippi State (1-0-1; 1-0-0 home, 0-0-1 away, 0-0-0 neutral)**

Date	Site	Result	Score	Overall	GF-GA
8/16/13	A(^)	T	1-1 (OT)	0-0-1	1-1
8/30/16	H	W	3-0	1-0-1	4-1

**Murray State (1-0-1; 0-0-1 home, 1-0-0 away, 0-0-0 neutral)**

Date	Site	Result	Score	Overall	GF-GA
8/27/10	A	W	4-2	1-0-0	4-2
10/4/11	H	T	0-0 (2OT)	1-0-1	4-2

**Navy (0-0-1; 0-0-1 home, 0-0-0 away, 0-0-0 neutral)**

Date	Site	Result	Score	Overall	GF-GA
8/29/14	H	T	1-1	0-0-1	1-1

**Niagara (1-0-0; 1-0-0 home, 0-0-0 away, 0-0-0 neutral)**

Date	Site	Result	Score	Overall	GF-GA
9/1/13	H	W	3-0	1-0-0	3-0

**North Carolina (0-1-0; 0-1-0 home, 0-0-0 away, 0-0-0 neutral)**

Date	Site	Result	Score	Overall	GF-GA
8/27/17	H	L	4-2	0-1-0	2-4

**North Florida (2-0-1; 2-0-0 home, 0-0-0 away, 0-0-1 neutral)**

Date	Site	Result	Score	Overall	GF-GA
8/22/08	N	T	1-1 (2OT)	0-0-1	1-1
8/20/10	H	W	4-0	1-0-1	5-1
9/8/13	H	W	1-0	2-0-1	6-1

**Notre Dame (0-3-1; 0-1-1 home, 0-2-0 away, 0-0-0 neutral)**

Date	Site	Result	Score	Overall	GF-GA
10/2/05	H	L	4-0	0-1-0	0-4
10/3/08	A	L	3-0	0-2-0	0-7
11/1/09	A (+)	L	5-0	0-3-0	0-12
9/22/11	H	T	1-1 (2OT)	0-3-1	1-13

**Old Dominion (1-0-0; 0-0-0 home, 1-0-0 away, 0-0-0 neutral)**

Date	Site	Result	Score	Overall	GF-GA
9/25/16	A	W	3-1	1-0-0	3-1

**Ohio State (0-1-0; 0-0-0 home, 0-1-0 away, 0-0-0 neutral)**

Date	Site	Result	Score	Overall	GF-GA
------	------	--------	-------	---------	-------

9/3/17 A L 6-2 0-1-0 2-6

**Pittsburgh (2-1-5; 2-1-1 home, 0-0-4 away, 0-0-0 neutral)**

Date	Site	Result	Score	Overall	GF-GA
10/7/05	A	T	2-2 (2OT)	0-0-1	2-2
10/8/06	H	W	2-1	1-0-1	4-3
10/28/07	A	T	0-0	1-0-2	4-3
10/24/08	H	L	1-0	1-1-2	4-4
9/24/09	A	T	0-0 (2OT)	1-1-3	4-4
9/23/10	H	W	2-0	2-1-3	6-4
9/18/11	A	T	2-2 (2OT)	2-1-4	8-6
9/16/12	H	T	0-0 (2OT)	2-1-5	8-6

**Providence (4-2-2; 2-2-0 home, 2-0-2 away, 0-0-0 neutral)**

Date	Site	Result	Score	Overall	GF-GA
9/23/05	A	T	0-0	0-0-1	0-0
9/22/06	H	W	2-0	1-0-1	2-0
9/30/07	A	W	1-0	2-0-1	3-0
9/28/08	H	W	2-0	3-0-1	5-0
10/9/09	H	L	1-0	3-1-1	5-1
10/8/10	A	T	1-1 (2OT)	3-1-2	6-2
10/9/11	H	L	1-0	3-2-2	6-3
10/7/12	A	W	1-0	4-2-2	7-3

**Rutgers (0-2-1; 0-0-1 home, 0-2-0 away, 0-0-0 neutral)**

Date	Site	Result	Score	Overall	GF-GA
10/1/06	A	L	5-0	0-1-0	0-5
10/4/09	H	T	0-0 (2OT)	0-1-1	0-5
9/21/12	A	L	1-0 (2OT)	0-2-1	0-6
10/20/13	H	T	2-2 (2OT)	0-2-2	2-8

**St. John's (5-3-0; 4-0-0 home, 1-3-0 away, 0-0-0 neutral)**

Date	Site	Result	Score	Overall	GF-GA
10/21/05	H	W	3-2 (2OT)	1-0-0	3-2
10/20/06	A	L	1-0	1-1-0	3-3
10/14/07	H	W	4-2	2-1-0	7-5
10/12/08	A	L	1-0	2-2-0	7-6
10/23/09	A	L	1-0 (2OT)	2-3-0	7-7
10/22/10	H	W	2-0	3-3-0	9-7
10/16/11	A	W	3-2	4-3-0	12-9
10/14/12	H	W	2-0	5-3-0	14-9

**Seton Hall (2-1-0; 1-0-0 home, 1-1-0 away, 0-0-0 neutral)**

Date	Site	Result	Score	Overall	GF-GA
9/29/06	A	L	4-1	0-1-0	1-4
10/2/09	H	W	1-0	1-1-0	2-4
9/23/12	A	W	1-0	2-1-0	3-4

**South Alabama (1-0-0; 0-0-0 home, 1-0-0 away, 0-0-0 neutral)**

Date	Site	Result	Score	Overall	GF-GA
10/4/15	A	W	2-1	1-0-0	2-1

**South Carolina (0-2-0; 0-1-0 home, 0-1-0 away, 0-0-0 neutral)**

Date	Site	Result	Score	Overall	GF-GA
9/12/13	A	L	1-0	0-1-0	0-1
9/12/14	H	L	3-0	0-2-0	0-4

**Southeast Missouri State (1-0-0; 0-0-0 home, 0-0-0 away, 1-0-0 neutral)**

Date	Site	Result	Score	Overall	GF-GA

8/29/10 N W 4-0 1-0-0 4-0

**SMU (4-1-1; 2-1-0 home, 1-0-1 away, 0-0-0 neutral)**

Date	Site	Result	Score	Overall	GF-GA
10/24/13	A	T	0-0 (2OT)	0-0-1	0-0
10/5/14	H	W	2-1	1-0-1	2-1
10/18/15	A	W	2-0	2-0-1	4-1
9/29/16	H	L	1-0	2-1-1	4-2
10/5/17	A	W	3-2	3-1-1	7-4
11/3/17	N (+)	W	1-0	4-1-1	8-4

**Stetson (2-0-1; 1-0-1 home, 1-0-0 away, 0-0-0 neutral)**

Date	Site	Result	Score	Overall	GF-GA
9/11/08	H	T	1-1 (2OT)	0-0-1	1-1
9/20/09	A	W	3-2 (2OT)	1-0-1	4-3
9/5/10	H	W	4-0	2-0-1	8-3

**Syracuse (4-4-0; 3-0-0 home, 1-3-0 away, 0-1-0 neutral)**

Date	Site	Result	Score	Overall	GF-GA
10/23/05	N	L	3-2	0-1-0	2-3
10/22/06	A	L	1-0	0-2-0	2-4
10/12/07	H	W	1-0	1-2-0	3-4
10/10/08	A	W	1-0	2-2-0	4-4
10/25/09	A	L	3-2	2-3-0	6-7
10/24/10	H	W	2-1	3-3-0	8-8
10/14/11	A	L	1-0 (2OT)	3-4-0	8-9
10/12/12	H	W	1-0	4-4-0	9-9

**Temple (5-0-0; 3-0-0 home, 2-0-0 away, 0-0-0 neutral)**

Date	Site	Result	Score	Overall	GF-GA
10/4/13	H	W	1-0	1-0-0	1-0
10/19/14	A	W	2-0	2-0-0	3-0
9/27/15	H	W	1-0	3-0-0	4-0
10/13/16	A	W	1-0 (2OT)	4-0-0	5-0
10/19/17	H	W	1-0	5-0-0	6-0

**Texas (1-0-1; 1-0-0 home, 0-0-1 away, 0-0-0 neutral)**

Date	Site	Result	Score	Overall	GF-GA
8/25/13	A	T	1-1	0-0-1	1-1
9/14/14	H	W	2-0	1-0-1	3-1

**Texas Tech (0-1-0; 0-0-0 home, 0-1-0 away, 0-0-0 neutral)**

Date	Site	Result	Score	Overall	GF-GA
9/20/15	A	L	2-1 (2OT)	0-1-0	1-2

**Troy (1-0-0; 0-0-0 home, 0-0-0 away, 1-0-0 neutral)**

Date	Site	Result	Score	Overall	GF-GA
9/6/15	N	W	1-0	1-0-0	1-0

**Tulsa (2-1-0; 1-0-0 home, 1-1-0 away, 0-0-0 neutral)**

Date	Site	Result	Score	Overall	GF-GA
9/25/14	A	L	3-2	0-1-0	2-3
10/8/15	H	W	1-0	1-1-0	3-3
10/30/16	A	W	3-2	2-1-0	6-5
10/1/17	H	W	3-0	3-1-0	9-5

**UAB (1-0-0; 0-0-0 home, 1-0-0 away, 0-0-0 neutral)**

Date	Site	Result	Score	Overall	GF-GA
8/29/08	A	W	1-0	1-0-0	1-0



**ULM (1-0-0; 0-0-0 home, 1-0-0 away, 0-0-0 neutral)**

Date	Site	Result	Score	Overall	GF-GA
8/29/16	A	W	2-0	1-0-0	2-0

**Vanderbilt (0-2-0; 0-1-0 home, 0-1-0 away, 0-0-0 neutral)**

Date	Site	Result	Score	Overall	GF-GA
8/31/08	A	L	1-0 (20T)	0-1-0	0-1
9/2/11	H	L	1-0	0-2-0	0-2

**Villanova (1-1-1; 0-0-1 home, 1-1-0 away, 0-0-0 neutral)**

Date	Site	Result	Score	Overall	GF-GA
10/7/07	H	T	0-0 (20T)	0-0-1	0-0
11/1/07	A (+)	L	2-0	0-1-1	0-2
10/3/10	A	W	1-0	1-1-1	1-2

**West Virginia (1-6-1; 1-3-0 home, 0-2-1 away, 0-1-0 neutral)**

Date	Site	Result	Score	Overall	GF-GA
10/9/05	A	L	2-0	0-1-0	0-2
10/6/06	H	L	2-0	0-2-0	0-4
10/26/07	A	L	2-0	0-3-0	0-6
10/26/08	H	L	2-0	0-4-0	0-8
9/27/09	H	W	2-1	1-4-0	2-9
9/26/10	A	T	0-0 (20T)	1-4-1	2-9
11/7/10	N (+)	L	1-0	1-5-1	2-10
10/15/11	H	L	2-1 (OT)	1-6-1	3-12

USF

OUTLOOK

PLAYERS

COACHES

REVIEW

RECORDS

**HISTORY**

MEDIA

**All-Time Letterwinners**

<b>A</b>	
Abnathy, Victoria	2013-2014
Aldrich, Danielle	2000-2001
Aleandri, Tina	1996-1997
Alexander, Siobhan	2006-2007
Anderson, Jamie	1998-2001
Anderson, Pasquale	2007-2008
Andrade, Daniela	2011-2014
Antonio, Tricia	1998
Arb, Jessica	1990-2000
Arcila, Nataly	2003-2004
Avila, Katrina	2013-Pres.

<b>B</b>	
Bair, Shaena	2006
Bala, Kayla	2011-2012
Ball, Jenna	2005-2006
Bankester, Breck	2001-2004
Bartholomew, Alison	1996
Beck, Brooke	1998-2000
Beluso, Mindy	1995
Bennink, Kerry	1996-1998
Bjorkvik, Lisa	2006
Blatti, Jill	2001
Blount, Anezha	2013-2016
Bombinski, Jamie	1999-2001
Bostain, Alicia	1997-2002
Brady, Andrea	1995
Brauer, Lindsay	2005-2008
Breirem, Berna	2002-2003
Breunig, Carina	2004
Broeckl, Franziska	2013
Brooks, Sienna	2013-2015
Browning, Autumn	2006-2007
Buchanan, Heather	1996-1997
Burt, Brittany	2008-2009
Burt, Erica	2012-2014
Buskey, Michelle	2002-2006
Butler, Tabitha	2003

<b>C</b>	
Campbell, Helen	1997-1998
Campbell, Kelly	2009-2012
Capozza, Daniela	2013-2016
Chance, Olivia	2012-2015
Chandler, Christin	1999-2000, 02
Chenault, Kristin	2008-2010
Chung, Lori	1995
Church, Maribeth	1996
Clark, Jessica	2012-2016
Collins, Amber	1995
Colon, Ellycia	2009-2012
Cope, Teresa	1995
Cormier, Heather	1996-1997
Crowe, Anna Lea	2006-2009
Curski, Nikki	1998

<b>D</b>	
Dafeldecker, Erin	2003-2006
Daku, Amanda	2002
Danielik, Kristin	2003-2004
Devine, Erin	1995-1996
Drinkwater, Sydney	2012-2013
Driscoll, Kelly	1995
Drury, Kathy	2008-2011
Dyer, Jeannette	2004-2006

<b>E</b>	
Eagle, Alexandra	2009-2012
Eastman, Mayling	1997
Edner, Kristine	1996-1998
Elliott, Kat	2014-2017
Endler, Christiane	2012-2013
Engel, Laura	2006
Escribano, Tara	2001-2004
Evers, Ashley	2009-2010

<b>F</b>	
Flanagan, Courtney	2008-2009
<b>G</b>	
Garrett, Casey	2004-2006
Garton, Gaby	2009
Gaudion, Christina	1997-2000
Giaramita, Danae	1999-2000
Gilpin, Ayodele	1996-1999
Gonzalez, Laura	2000
Goodson, Chantelle	2008-2011
Griffin, Allison	2009
Granados, Cristin	2013
Grose, Amber	2010-2011
Gumina, Sara	1998-1999

<b>H</b>	
Hagh, Stine	2001
Haight, Ashley	2010-2011
Hamrick, Jessica	2014-2017
Hardcastle, Kaiti	2008
Harper, Marsha	2011-2013
Harper, Michelle	1996-1997
Hawkins, Barbie	1995
Hayduke, Gina	2012
Ho-On, Michelle	1999-2000
Horton, Renee	1996-2000
Hosey, Alexa	2011-2012
Hoskavich, Valerie	1998
Hupp, Malaney	2008-2011
Huse, Christina	2001-2002
Hyde, Sara	2001

<b>I</b>	
Ifill, Faye	1995
Ikeda, Summer	2011-2012

<b>J</b>	
Jakubowski, Rachel	2006-2007
Jasurda, Hannah	2011-2013
Johnson, Toni	2004-2006
Jokuschies, Nina	2006-2007

<b>K</b>	
Kasper, Stacia	1995
Kavouklis, Andrea	2000
Keith, Loretta	1995-1997
Khorsandian, Shirin	1998-2000
Klotz, Chelsea	2008-2011
Koester, Christine	2001-2004
Krakower, Lindsey	2007-2010

<b>L</b>	
Layton, Sherry	1995
Lechner, Julie	1999-2000, 02
LeFevre, Ashley	1997
Leibbrandt, Catherine	2010-2013
Limitone, Teah	2004
Listro, Jordyn	2013-2016
Lofton-Malachi, Mallori	2006-2007
Long, Aleia	1999-2002
Lyles, Candice	2001-2002

<b>M</b>	
MacDonnell, Jennette	1996-1997
Madison, Lora	1995
Manchise, Ann-Marie	1996-1997, 00
Malkin, Danielle	2002-2005
Malouf, Carmen	1995
Martin, Heather	1995
Martinez, Yaya	2012-2015
Martins, Kim	2001-2002
Masteller, Kelly	2008
McCormick, Amanda	2008-2009
McIntosh, Paulina	2004-2007

Mell, Ashleigh	1998-2000
Miller, Sarah	2011-2014
Morton, Megan	2004-2005
Mulvihill, Jenny	2002-2005
Mulvihill, Mindy	2003-2005
Murani, Rehana	2008-2011
Myers, Alex	2013-Pres.

<b>N</b>	
Nelson, Charlene	1996
Nordby, Siri	1997-2000
Norman, Bianca	2012-2013
Nunez, Natalie	2005-2006

<b>O</b>	
O'Brien, Valorie	2008, 2010-11
Omarlottir, Gunnhildur	2012
Opliger, Tia	1998-2002

<b>P</b>	
Pacheco, Gina	2008-2011
Paola, Ana	2012
Parr, Ocean	2014-2017
Passariello, Sharla	2010-2013
Patterson, Cara	2011-2013
Patterson, Taylor	2009-2012
Pedlar, Victoria	2001-2003
Phinney, Lara	1995-1996
Pilon, Brittany	2008-2011
Pineiro, Noelle	2008-2011
Plumb, Dani	1997-1998
Potter, Karen	1997, 1999

<b>Q</b>	
Quaid, Ashley	2003-2007

<b>R</b>	
Raymond, Brittany	2014-2017
Reed, Katie	2002-2005
Reukberg, Jessica	1996
Rhodes, Hanna	1995
Riggins, Aubrey	2013
Rivard, Jennifer	1996-1997
Robinson, Ebony	2005-2006
Ross, Rachel	2002-2005

<b>S</b>	
Saenz, Diana	2012-2015
Salam, Thara	2009-2010
Sams, Abby	2010-2011
Sansar, Bahar	2009
Santana, Angie	1995-1996
Santos, Alejandra	2008-2009
Sastre, Stacci	2001-2004
Schofield, Tabitha	2009
Schutz, Jennifer	1995
Schwane, Heidi	1995-1996
Scotland, Kristin	1999-2002
Scott, Jaleesa	2006
Sharpe, Erin	1999-2002
Shore, Nicole	2006
Silberburg, Courtney	2013
Simpson, Jackie	2012-2015
Skeete, Leticia	2013-2016
Sobush, Janeen	1995-1998
Spengler, Jana	2013-2014
Stack, Molly	2008-2011
Stahl, Jennifer	2000-2002
Sterba, Amanda	2005
Stokes, Demi	2011-2014
Summer, Diane	1995-1996
Sutherland, Lyndrea	2001-2003
Sutherland, Melanie	2005-2008
Svanstrom, Helena	1995
Krakower, Lindsey	2007-2010

<b>T</b>	
Thjomoe, Rachel	2001-2003
Thomas, Kaneile	2006-2009
Thurston, Charlie	2012
Tippett, Taylor	2012
Trib, Katherine	1999, 2001
Toale, Tiffany	2003-2005
Tortorici, Christine	1995
Tucker, Laura	2001-2004
Tuzzolo, Jennifer	2001

<b>U</b>	
Upham, Michele	1999-2001
Uy, Stormy	1995

<b>V</b>	
Vikre, Anne	2011

<b>W</b>	
Waechter, Kelsey	2010-2011
Wagner, Annie	1995-1997
Waller, Angelique	2008, 2010
Wallsmith, Amy	1999-2001
Ware, Beckie	2003-2005
Wawzonek, Carlene	1998
Weber, Natalie	1997
Weltzbarker, Melissa	1995
Wetzel, Valerie	1999-2001
Wilson, Jennifer	1996-2000

<b>Y</b>	
Young, Lauriell	2011-2014

<b>Z</b>	
Zabel, Jessica	2003-2006
Zenone, Andrea	1995-1997



## MEDIA INFORMATION

### USF ATHLETICS COMMUNICATIONS

Assistant A.D.-Communications..... Brian Siegrist  
 Soccer Contact..... Erin Beck  
 Cell Phone ..... (321) 474-0282  
 Email ..... ebeck@usf.edu  
 Web Site ..... GoUSFBulls.com  
 Twitter ..... @USFWSOC

### ATHLETICS COMMUNICATIONS OFFICE

The USF Athletics Communications Office is located on the second floor of the Lee Roy Selmon Athletic Building. Erin Beck, the soccer contact, is generally available at her desk on gamedays until two hours before kickoff.

### CREDENTIALS

Members of the media should contact Erin Beck of the USF Athletics Communications Office to request season or individual game credentials for USF soccer games. Individual game requests should be made no later than 5 p.m. the day prior to the game. Names of media members will be left at the ticket office on a media pass list.

### MEDIA INTERVIEWS

Non-postgame interview requests for players and coaches should be directed to Erin Beck at (813) 974-4029. Beck's email address is ebeck@usf.edu. All requests should be made more than 24 hours in advance of the desired interview time.

### POSTGAME INFORMATION

Postgame interviews will take place on the field near the USF bench following an adequate "cooling off period" of approximately 10 minutes. Box scores will be available in the press box at the conclusion of the game.

### PRACTICE POLICY


Media who wish to attend must gain clearance by calling Erin Beck in the Athletics Communications Office.

### CORBETT SOCCER STADIUM

USF's facility is located at the intersection of Bull Run Drive and Elm Drive. From I-75 get off at the Fowler Avenue exit and head west. Turn right on Bull Run and the stadium will be on your right. From I-275 get off at the Fowler Avenue exit and head east about three miles. Go past the main entrance and then make a left at Bull Run.

## GOUSFBULLS.COM

For the latest information on USF soccer, stats, standings, game notes, interviews and photos, visit the official website of USF athletics at www.GoUSFBulls.com. The live stats feature allows fans to follow a live box score and a detailed play-by-play as well as updated stats as the game progresses. Select games will also be streamed live via BullsCast.



- USF
- OUTLOOK
- PLAYERS
- COACHES
- REVIEW
- RECORDS
- HISTORY
- MEDIA**



**#HereToCreate**